





**FOR GOVERNOR (Vote For 1)** [CONTEST DETAIL MAP](#)

46 of 46 Precincts Reporting

		Percent	Votes
RON SPARKS (DEM)		22.24%	12,621
ROBERT BENTLEY (REP)		77.76%	44,126
			56,747



**FOR LIEUTENANT GOVERNOR (Vote For 1)** [CONTEST DETAIL MAP](#)

46 of 46 Precincts Reporting

		Percent	Votes
JIM FOLSOM, JR. (DEM)		25.59%	14,672
KAY IVEY (REP)		74.41%	42,658
			57,330



**FOR UNITED STATES SENATOR (Vote For 1)** [CONTEST DETAIL MAP](#)

46 of 46 Precincts Reporting

		Percent	Votes
WILLIAM G. BARNES (DEM)		19.18%	11,027
RICHARD C. SHELBY (REP)		80.82%	46,471
			57,498



**FOR UNITED STATES REPRESENTATIVE, 1ST CONGRESSIONAL DISTRICT (Vote For 1)** [CONTEST DETAIL MAP](#)

46 of 46 Precincts Reporting

		Percent	Votes
JO BONNER (REP)		81.07%	43,047
DAVID WALTER (CPA)		18.93%	10,054
			53,101



**FOR ATTORNEY GENERAL (Vote For 1)** [CONTEST DETAIL MAP](#)

46 of 46 Precincts Reporting

		Percent	Votes
JAMES H. ANDERSON (DEM)		22.26%	12,784
LUTHER STRANGE (REP)		77.74%	44,638
			57,422


**FOR STATE SENATOR, DISTRICT NO. 22 (Vote For 1)** [CONTEST DETAIL MAP](#)

16 of 16 Precincts Reporting

		Percent	Votes
MARC KEAHEY (DEM)		36.86%	2,795
DANNY B. JOYNER (REP)		63.14%	4,787
			7,582


**FOR STATE SENATOR, DISTRICT NO. 32 (Vote For 1)** [CONTEST DETAIL MAP](#)

39 of 39 Precincts Reporting

		Percent	Votes
TRIP PITTMAN (REP)		100.00%	42,365
			42,365


**FOR STATE REPRESENTATIVE, DISTRICT NO. 64 (Vote For 1)** [CONTEST DETAIL MAP](#)

14 of 14 Precincts Reporting

		Percent	Votes
HARRY SHIVER (REP)		100.00%	3,681
			3,681


**FOR STATE REPRESENTATIVE, DISTRICT NO. 66 (Vote For 1)** [CONTEST DETAIL MAP](#)

10 of 10 Precincts Reporting

		Percent	Votes
ALAN BAKER (REP)		100.00%	2,848
			2,848


**FOR STATE REPRESENTATIVE, DISTRICT NO. 94 (Vote For 1)** [CONTEST DETAIL MAP](#)

15 of 15 Precincts Reporting

		Percent	Votes
JOE FAUST (REP)		100.00%	16,481
			16,481


**FOR STATE REPRESENTATIVE, DISTRICT NO. 95 (Vote For 1)** [CONTEST DETAIL MAP](#)

15 of 15 Precincts Reporting

		Percent	Votes
STEVE McMILLAN (REP)		100.00%	16,239
			16,239



**FOR STATE REPRESENTATIVE, DISTRICT NO. 96 (Vote For 1)** [CONTEST DETAIL MAP](#)

9 of 9 Precincts Reporting

		Percent	Votes
RANDY DAVIS (REP)		100.00%	8,716
			8,716



**FOR ASSOCIATE JUSTICE OF THE SUPREME COURT, PLACE NO. 1 (Vote For 1)** [CONTEST DETAIL MAP](#)

46 of 46 Precincts Reporting

		Percent	Votes
RHONDA CHAMBERS (DEM)		18.29%	10,389
KELLI WISE (REP)		81.71%	46,414
			56,803



**FOR ASSOCIATE JUSTICE OF THE SUPREME COURT, PLACE NO. 2 (Vote For 1)** [CONTEST DETAIL MAP](#)

46 of 46 Precincts Reporting

		Percent	Votes
TOM EDWARDS (DEM)		18.56%	10,495
MICHAEL F. 'Mike' BOLIN (REP)		81.44%	46,064
			56,559



**FOR ASSOCIATE JUSTICE OF THE SUPREME COURT, PLACE NO. 3 (Vote For 1)** [CONTEST DETAIL MAP](#)

46 of 46 Precincts Reporting

		Percent	Votes
MAC PARSONS (DEM)		21.03%	11,779
TOM PARKER (REP)		78.97%	44,243
			56,022


**FOR COURT OF CIVIL APPEALS JUDGE (Vote For 1)** [CONTEST DETAIL MAP](#)

46 of 46 Precincts Reporting

		Percent	Votes
DEBORAH BELL PASEUR (DEM)		21.03%	11,766
TOMMY BRYAN (REP)		78.97%	44,185
			55,951



**FOR COURT OF CRIMINAL APPEALS JUDGE (Vote For 1)** [CONTEST DETAIL MAP](#)

46 of 46 Precincts Reporting

		Percent	Votes
JIM MAIN (REP)		100.00%	46,755
			46,755



**FOR SECRETARY OF STATE (Vote For 1)** [CONTEST DETAIL MAP](#)

46 of 46 Precincts Reporting

		Percent	Votes
SCOTT GILLILAND (DEM)		18.35%	10,369
BETH CHAPMAN (REP)		81.65%	46,146
			56,515



**FOR STATE TREASURER (Vote For 1)** [CONTEST DETAIL MAP](#)

46 of 46 Precincts Reporting

		Percent	Votes
CHARLEY GRIMSLEY (DEM)		17.83%	10,179
YOUNG BOOZER (REP)		82.17%	46,912
			57,091



**FOR STATE AUDITOR (Vote For 1)** [CONTEST DETAIL MAP](#)

46 of 46 Precincts Reporting

		Percent	Votes
MIRANDA KARRINE JOSEPH (DEM)		18.38%	10,251
SAMANTHA 'Sam' SHAW (REP)		81.62%	45,511
			55,762



**FOR COMMISSIONER OF AGRICULTURE AND INDUSTRIES (Vote For 1)** [CONTEST DETAIL MAP](#)

46 of 46 Precincts Reporting

		Percent	Votes
GLEN ZORN (DEM)		19.27%	10,904
JOHN McMILLAN (REP)		80.73%	45,693
			56,597



**FOR PUBLIC SERVICE COMMISSION, PLACE NO. 1 (Vote For 1)** [CONTEST DETAIL MAP](#)

46 of 46 Precincts Reporting

		Percent	Votes
JAN COOK (DEM)		22.88%	12,943
TWINKLE ANDRESS CAVANAUGH (REP)		77.12%	43,622
			56,565


**FOR PUBLIC SERVICE COMMISSION, PLACE NO. 2 (Vote For 1)** [CONTEST DETAIL MAP](#)

46 of 46 Precincts Reporting

		Percent	Votes
SUSAN PARKER (DEM)		22.69%	12,641
TERRY DUNN (REP)		77.31%	43,064
			55,705


**FOR CIRCUIT COURT JUDGE, 28TH JUDICIAL CIRCUIT, PLACE NO. 4 (Vote For 1)** [CONTEST DETAIL MAP](#)

46 of 46 Precincts Reporting

		Percent	Votes
ROBERT 'Bob' WILTERS (REP)		100.00%	47,501
			47,501

**FOR DISTRICT ATTORNEY 28TH CIRCUIT (Vote For 1)** [CONTEST DETAIL MAP](#)

46 of 46 Precincts Reporting

		Percent	Votes
HALLIE DIXON (REP)		100.00%	47,656
			47,656


**FOR MEMBER, BALDWIN COUNTY COMMISSION, DISTRICT NO. 1 (Vote For 1)** [CONTEST DETAIL MAP](#)

46 of 46 Precincts Reporting

		Percent	Votes
FRANK BURT (REP)		100.00%	46,277
			46,277


**FOR MEMBER, BALDWIN COUNTY COMMISSION, DISTRICT NO. 2 (Vote For 1)** [CONTEST DETAIL MAP](#)

46 of 46 Precincts Reporting

		Percent	Votes
BOB JAMES (REP)		100.00%	46,348
			46,348



**FOR MEMBER, BALDWIN COUNTY COMMISSION, DISTRICT NO. 3 (Vote For 1)** [CONTEST DETAIL MAP](#)

46 of 46 Precincts Reporting

		Percent	Votes
TUCKER DORSEY (REP)		100.00%	46,265
			46,265


**FOR MEMBER, BALDWIN COUNTY COMMISSION, DISTRICT NO. 4 (Vote For 1)** [CONTEST DETAIL MAP](#)

46 of 46 Precincts Reporting

		Percent	Votes
CHARLES F. 'Skip' GRUBER (REP)		72.19%	37,442
ALBERT (AI) MULLEK (IND)		27.81%	14,424
			51,866


**FOR BALDWIN COUNTY SHERIFF (Vote For 1)** [CONTEST DETAIL MAP](#)

46 of 46 Precincts Reporting

		Percent	Votes
HUEY 'Hoss' MACK (REP)		100.00%	49,655
			49,655

**FOR BALDWIN COUNTY CORONER (Vote For 1)** [CONTEST DETAIL MAP](#)


46 of 46 Precincts Reporting

		Percent	Votes
STAN VINSON (REP)		100.00%	48,143

**FOR MEMBER, BALDWIN COUNTY BOARD OF EDUCATION, (Vote For 1)**

 CONTEST DETAIL MAP


8 of 8 Precincts Reporting

	Percent	Votes
NORMAN W. MOORE (REP) 	100.00%	6,194
		6,194

**FOR MEMBER, BALDWIN COUNTY BOARD OF EDUCATION, (Vote For 1)**

 CONTEST DETAIL MAP



7 of 7 Precincts Reporting

	Percent	Votes
TRACY ROBERTS (REP) 	100.00%	7,464
		7,464

**PROPOSED STATEWIDE AMENDMENT NUMBER ONE (1) (Vote For 1)**

 CONTEST DETAIL MAP



46 of 46 Precincts Reporting

	Percent	Votes
STATEWIDE AMENDMENT NO. 1 YES 	23.79%	11,916
STATEWIDE AMENDMENT NO. 1 NO 	76.21%	38,174
		50,090

**PROPOSED STATEWIDE AMENDMENT NUMBER TWO (2) (Vote For 1)**

 CONTEST DETAIL MAP



46 of 46 Precincts Reporting

	Percent	Votes
STATEWIDE AMENDMENT NO. 2 YES 	29.08%	14,763
STATEWIDE AMENDMENT NO. 2 NO 	70.92%	36,007
		50,770

**PROPOSED STATEWIDE AMENDMENT NUMBER THREE (3) (Vote For 1)**



 CONTEST DETAIL MAP

46 of 46 Precincts Reporting

	Percent	Votes
STATEWIDE AMENDMENT NO. 3 YES 	21.97%	11,190
STATEWIDE AMENDMENT NO. 3 NO 	78.03%	39,750
		50,940



**PROPOSED STATEWIDE AMENDMENT NUMBER FOUR (4) (Vote For 1)** [CONTEST DETAIL MAP](#)

46 of 46 Precincts Reporting

		Percent	Votes
STATEWIDE AMENDMENT NO. 4 YES		33.11%	13,356
STATEWIDE AMENDMENT NO. 4 NO		66.89%	26,980
			40,336



**PROPOSED LOCAL AMENDMENT NUMBER ONE (1) (Vote For 1)** [CONTEST DETAIL MAP](#)

46 of 46 Precincts Reporting

		Percent	Votes
LOCAL AMENDMENT NO. 1 YES		12.17%	6,496
LOCAL AMENDMENT NO. 1 NO		87.83%	46,861
			53,357



**PROPOSED LOCAL AMENDMENT NUMBER TWO (2) (Vote For 1)** [CONTEST DETAIL MAP](#)

46 of 46 Precincts Reporting

		Percent	Votes
LOCAL AMENDMENT NO. 2 YES		48.95%	23,767
LOCAL AMENDMENT NO. 2 NO		51.05%	24,791
			48,558

**PROPOSED LOCAL AMENDMENT NUMBER THREE (3) (Vote For 1)** [CONTEST DETAIL MAP](#)

46 of 46 Precincts Reporting

		Percent	Votes
LOCAL AMENDMENT NO. 3 YES		35.43%	17,947
LOCAL AMENDMENT NO. 3 NO		64.57%	32,712
			50,659