



BALDWIN COUNTY BUDGET BOOK

FY 2016



Baldwin County
Commission



Fiscal Year 2016 Budget Table of Contents

Tab A	-----	Summary Budget Information
Tab B	-----	General Fund (001)
Tab C	-----	Highway Funds (111, 112, 113 & 117)
Tab D	-----	Solid Waste Funds (510 & 511)
Tab E	-----	Health Tax Fund (102)
Tab F	-----	County Transportation (103)
Tab G	-----	Legislative Delegation Fund (104)
Tab H	-----	Juvenile Detention Center Fund (105)
Tab I	-----	Baldwin County Archives Fund (106)
Tab J	-----	Wilderness Fund (107)
Tab K	-----	Materials Severance Tax Fund (114)
Tab L	-----	Capital Improvement Fund (116)
Tab M	-----	Reappraisal Fund (120)
Tab N	-----	Board of Equalization (121)
Tab O	-----	Council on Aging Fund (140)
Tab P	-----	Section 18 BRAT'S Fund (143)
Tab Q	-----	Parks Fund (144)
Tab R	-----	Community Corrections Fund (708)
Tab S	-----	Planning and Zoning Fund (770)
Tab T	-----	Juvenile Court Fund (785)
Tab U	-----	Oil and Gas Trust Fund (791)

STATE OF ALABAMA)
COUNTY OF BALDWIN)

**RESOLUTION #2015-140
OF THE
BALDWIN COUNTY COMMISSION**

COMES NOW, the Baldwin County Commission required by Section 11-8-3 of the Code of Alabama 1975 to adopt a balanced budget for Fiscal Year 2016; now therefore

BE IT RESOLVED, BY THE BALDWIN COUNTY COMMISSION, IN REGULAR SESSION ASSEMBLED, that we hereby adopt the Baldwin County Fiscal Year 2016 Budget and that following estimates of revenues and expenses, as related thereto, are hereby adopted and those revenues are appropriated as follows:

GENERAL FUND:

Projected Fund Balance – Emergency Reserve	\$ 12,316,795.00
Projected Fund Balance – Unreserved	\$ 3,167,260.00
Total Revenue & Transfers In	\$ 53,540,893.00
Total Fund Balance, Revenue and Transfers In	\$ <u>69,024,948.00</u>
Expenditures & Transfers Out	
County Commission	\$ 268,040.00
Telephone System	\$ -161,098.00
Copy & Mail	\$ 13,250.00
Enterprise Technology Projects	\$ 42,832.00
Statutory Appropriations	\$ 208,498.00
Commission Contingency	\$ 65,000.00
Administrator & Central Administration	\$ 616,188.00
Court Systems: Federal & State	\$ 4,600.00
Circuit Court	\$ 89,769.00
District Court	\$ 12,750.00
District Attorney	\$ 258,416.00
Probate Judge	\$ 3,708,365.00
GF Building Costs	\$ 2,421,564.00
Revenue Commissioner	\$ 1,631,474.00
Finance & Accounting Department	\$ 1,042,506.00
Budget & Purchasing Department	\$ 596,628.00
Sales Tax Department	\$ 1,040,605.00
Elections	\$ 393,836.00
Board of Registrars	\$ 400,384.00
Veteran's Affairs	\$ 4,777.00
Soil Conservation – support	\$ 113.00
Human Resource Department	\$ 587,495.00
CIS Department	\$ 3,207,453.00
County Attorney	\$ 349,082.00
Megasite	\$ 502,600.00

BC Coliseum	\$ 11,757.00
DHR Robertsdale	\$ 107.00
BM Courthouse Building	\$ 34,162.00
Regions Robertsdale Bank Building	\$ 44,437.00
Central Annex	\$ 202,452.00
Special Appropriations	\$ 840,765.00
Foley Courthouse	\$ 224,764.00
Fairhope Courthouse	\$ 173,710.00
Building Maintenance Department	\$ 1,051,483.00
Custodial	\$ 331,796.00
Coastal Area Program	\$ 78,208.00
Sheriff	\$ 13,264,390.00
Jail	\$ 8,358,392.00
Emergency Management	\$ 735,052.00
Emergency Shelter	\$ 1,079.00
Coroner	\$ 203,632.00
JPO	\$ 17,412.00
Building Inspection Department	\$ 616,531.00
Planning Department	\$ 498,929.00
Cigarette Tax Distribution	\$ 975,640.00
Animal Shelter	\$ 131,556.00
Indigent Burial	\$ 11,000.00
Library Services	\$ 94,120.00
Board of Education	\$ 69,929.00
Extension Service - support	\$ 872.00
State & Federal Grants – Determined at FY 15 End	\$ 0.00
CIAP Grants – Determined at FY 15 End	\$ 0.00
Health Department	\$ 7,962.00
Transfers Out	\$ 8,255,629.00
Total Expenditures & Transfers Out	\$ 53,540,893.00
Projected Fund Balance – Emergency Reserve	\$ 12,316,795.00
Projected Fund Balance – Unreserved	\$ 3,167,260.00
Total Fund Balance, Expenses and Transfers Out	\$ 69,024,948.00
<u>HEALTH TAX FUND:</u>	
Total Revenue & Transfers In	\$ 1,887,841.00
Expenditures & Transfers Out	
BC Health Department	\$ 1,782,841.00
Transfers Out	\$ 105,000.00
Total Expenditures & Transfers Out	\$ 1,887,841.00
<u>COUNTY TRANSPORTATION FUND:</u>	
Total Revenue & Transfers In	\$ 135,310.00
Total Expenditures & Transfers Out	\$ 135,310.00
<u>LEGISLATIVE DELEGATION FUND:</u>	
Total Revenue & Transfers In	\$ 197,119.00
Expenditures & Transfers Out	
104 Legislative Delegation Office Fund	\$ 14,050.00
Legislative Delegation – Bay Minette	\$ 180,719.00
Legislative Delegation – Fairhope	\$ 2,350.00
Total Expenditures & Transfers Out	\$ 197,119.00

JUVENILE DETENTION FACILITY FUND:

Total Revenue & Transfers In \$ 1,343,507.00

Total Expenditures & Transfers Out \$ 1,343,507.00

BALDWIN COUNTY ARCHIVES FUND:

Total Revenue & Transfers In \$ 365,760.00

Expenditures & Transfers Out

BC Archives Facility \$ 203,279.00

BC Bicentennial \$ 6,893.00

Swift Coles Home \$ 4,734.00

Transfers Out \$ 150,854.00

Total Expenditures & Transfers Out \$ 365,760.00

WILDERNESS FUND:

Total Revenue & Transfers In \$ 4,470,374.00

Expenditures & Transfers Out

Wilderness Youth Facility \$ 3,636,776.00

Wilderness Dietary \$ 347,779.00

Transfers Out \$ 485,819.00

Total Expenditures & Transfers Out \$ 4,470,374.00

SEVEN (7) CENT GASOLINE FUND:

Projected Fund Balance – Reserved \$ 4,023,445.00

Projected Fund Balance – Unreserved \$ 5,174,154.00

Total Revenue & Transfers In \$ 47,746,185.00

Total Fund Balance, Revenue and Transfers In \$ 56,943,784.00

Expenditures & Transfers Out

Disaster Highway 111 – project list in development \$ 461,767.00

Public Works Dept. \$ -2,185,558.00

Public Works Administration \$ 3,408,420.00

Hwy Right of Way \$ 486,078.00

Metropolitan Planning Organization \$ 449.00

Area I Maintenance \$ 3,866,689.00

Area II Maintenance \$ 3,861,865.00

Area III Maintenance \$ 3,490,848.00

Hwy Construction Engineering \$ 411,771.00

Maintenance Engineering \$ 980,636.00

Paving Crew \$ 9,169.00

Striping Crew \$ 401,627.00

Hwy Mowing Crew \$ 258,694.00

Subdivision Development \$ 303,921.00

Hwy Building Cost \$ 252,519.00

Pre-Construction Engineering \$ 826,369.00

2014 Carry Over Projects

218414 Mary Hadley Rd. - Jack Springs Rd (CR47) to EOM –
Length 0.52 miles \$ 39,000.00

0206815 County Road 40 - Bridalwreath Ln to County Rd 138 –
Length 5.350 miles \$ 401,250.00

0206915 County Road 138 - AL Hwy 225 to Bay Minette City Limit –
Length 5.15 mi \$ 463,500.00

0218814 County Road 64 - AL Hwy 59 to I-10 –

Length 8.30 miles	\$	1,713,860.00
0218914 County Rd 65 - County Rd 68 to Fox Branch Rd - Length 0.50	\$	150,000.00
0219014 County Rd 48 - 1900 ft east of AL Hwy 181 to CO Rd 33 - Length 1.15 mil	\$	231,495.00
0219114 County Rd 65 - from Co. Rd 48 to Krchack Rd - Length 0.50 miles	\$	37,500.00
0218514 County Rd 38 - Baldwin Beach Express to County Rd 87 - Length 5.50 miles	\$	412,500.00
0218614 County Rd 65 - County Rd 54 to County Rd 64 - Length 3.50 miles	\$	262,500.00
0207015 Flowerwood Rd - AL Hwy 59 to end of pavement - Length 0.18 miles	\$	19,840.00
0207115 E. Flying K Rd - AL Hwy 59 to County Rd 49 - Length 0.10 miles	\$	20,000.00
0207215 Lost River Rd - River Landing Rd to Lost River Rd E. - Length 0.86 miles	\$	64,500.00
0207315 Lost River Rd E - Each Dir from end of Lost River Rd - Length 0.15 miles	\$	11,250.00
0207415 County Rd 87 - US Hwy 90 to Channel 44 Rd - Length 3.60 miles	\$	737,600.00
0207515 County Rd 68 - AL Hwy 59 to Baldwin Beach Express - Length 4.86 miles	\$	666,000.00
0207615 Lawrence Rd - Lawrence Rd Ext. to County Rd 48 - Length 1.00 miles	\$	75,000.00
0207815 Lawrence Rd Ext. - Gunnison Rd to Lawrence Rd - Length 0.50 miles	\$	37,500.00
0207715 Gunnison Rd - Red Barn Rd to County Rd 33 - Length 1.01 miles	\$	76,760.00
0207915 Red Barn Rd - County Rd 33 to Gunnison Rd - Length 0.50 miles	\$	38,000.00
0219314 County Rd 97 - US Hwy 98 to Riggs Street - Length 3.81 miles	\$	285,750.00
0219414 County Rd 91 - US Hwy 98 to County Rd 99 - Length 4.10 miles	\$	322,500.00
0219214 County Rd 12 South - County Rd 49 to AL Hwy 59 - Length 5.00 miles	\$	515,000.00
0208015 County Rd 49 - Mag. Springs Town Limit to Co Rd 16 - Length 3.68 miles	\$	332,514.00
0208115 County Rd 83 - Old Foley Rd to County Rd 32 - Length 4.79 miles	\$	431,100.00
0208215 Keller Rd - AL Hwy 59 east to EOM - Length 1.00 miles	\$	75,000.00
0208315 Bemis Lane - County Rd 32 to EOM - Length .20 miles	\$	15,000.00
0208415 Roscoe Rd - Foley Beach Express to Cotton Creek Dr - Length 1.60 miles	\$	209,600.00
0220911 CR 64 / CR 13 Roundabout	\$	97,671.00
0205413 Hwy 98 Sidewalk	\$	71,315.00
0218114		
Replace crossdrains damaged from the 04/29/14 Rain Event - (HMR)	\$	1,276,987.00
0215514 Drainage Improv. - Hatch Mott MacDonald Emerg. Repair Sites (FHWA)	\$	144,559.00
0217214 Drainage Improv. at end of Boone Ln at end of previous EWP proj (EWP)	\$	189,577.00
0217114 Drainage Improv. to Sibley St from end of Sibley St to Mobile Bay (EWP)	\$	298,013.00
0217814 Replace crossdrains damaged from the 04/29/14 Rain Event - (Preble-Rish)	\$	829,924.00
0219514 Replace Box Culvert on CR 95 800 ft south of		

Leiterman Rd - (Anchor)	\$ 261,135.00
0215714 Drainage Improvements (Thompson)	\$ 2,721,475.00
0218014 Replace crossdrains damaged from 04/29/14 Rain Event – (Anchor)	\$ 2,235,957.00
0217714 Replace crossdrains damaged from the 04/29/14 Rain Event – (GMC)	\$ 1,361,594.00
0217914 Replace crossdrains damaged from the 04/29/14 Rain Event – (Jade)	\$ 1,505,836.00
0217514 Drainage Improvements (KBR)	\$ 787,192.00
0214814 Drainage Improvements (Neel-Schaffer)	\$ 453,386.00
0215814	
Drainage Improvements - Volker Emergency Repair Sites (FHWA)	\$ 886,529.00
0215614	
CR 32 @ trib to Negro Creek Culvert	\$ 196,450.00
0205711 CR 13/CR 48 Roundabout (utility conflict revision)	\$ 707,285.00
0212809 CR 34 @ Negro Creek Bridge Replacement	\$ 314,742.00
0206412 CR 55 @ Unnamed Branch Bridge Replacement	\$ 182,396.00
0206113 Keller Rd. Bridge Replacement	\$ 149,953.00
0206213 CR 30/CR 13 Roundabout	\$ 478,419.00
0215210 TR 17 Roans Creek Bridge Replacement	\$ 394,948.00
0216014 CR 9 @ Polecat Creek Bridge Replacement	\$ 1,112,000.00
Transfers Out	\$ <u>6,609,059.00</u>
Total Expenditures & Transfers Out	\$ 47,746,185.00
Projected Fund Balance – Reserved	\$ 4,023,445.00
Projected Fund Balance – Unreserved	\$ 5,174,154.00
Total Fund Balance, Expenses and Transfers Out	\$ <u>56,943,784.00</u>
<u>ROAD & BRIDGE FUND:</u>	
Total Revenue & Transfers In	\$ <u>9,818,000.00</u>
Total Expenditures & Transfers Out	\$ <u>9,818,000.00</u>
<u>PUBLIC HIGHWAY & TRAFFIC FUND:</u>	
Total Revenue & Transfers In	\$ <u>740,500.00</u>
Total Expenditures & Transfers Out	\$ <u>740,500.00</u>
<u>SEVERED MATERIAL SEVERANCE TAX:</u>	
Total Revenue & Transfers In	\$ <u>99,000.00</u>
Total Expenditures & Transfers Out	\$ <u>99,000.00</u>
<u>CAPITAL IMPROVEMENT FUND:</u>	
Total Revenue & Transfers In	\$ <u>710,500.00</u>
Total Expenditures & Transfers Out	\$ <u>700,000.00</u>
<u>RRR (4 CENT) GASOLINE TAX FUND:</u>	
Total Revenue & Transfers In	\$ <u>2,486,200.00</u>
Total Expenditures & Transfers Out	\$ <u>2,486,200.00</u>

<u>REAPPRAISAL FUND:</u>	
Total Revenue & Transfers In	\$ <u>5,010,637.00</u>
Expenditures & Transfers Out	
Reappraisal	\$ 4,939,637.00
Transfers Out	\$ <u>71,000.00</u>
Total Expenditures & Transfers Out	\$ <u>5,010,637.00</u>
<u>BOARD OF EQUALIZATION:</u>	
Total Revenue & Transfers In	\$ <u>6,477.00</u>
Total Expenditures & Transfers Out	\$ <u>6,477.00</u>
<u>B.C. COUNCIL ON AGING FUND:</u>	
Total Revenue & Transfers In	\$ <u>507,600.00</u>
Total Expenditures & Transfers Out	\$ <u>507,600.00</u>
<u>SECTION 18 (BRATS) FUND:</u>	
Total Revenue & Transfers In	\$ <u>4,501,525.00</u>
Expenditures & Transfers Out	
Administration	\$ 2,204,105.00
Operations	\$ 2,231,103.00
BRATS Building Cost	\$ <u>66,317.00</u>
Total Expenditures & Transfers Out	\$ <u>4,501,525.00</u>
<u>PARKS FUND:</u>	
Total Revenue & Transfers In	\$ <u>1,263,847.00</u>
Total Expenditures & Transfers Out	\$ <u>1,263,847.00</u>
<u>CAPITAL PROJECTS:</u>	
Total Revenue & Transfers In	\$ <u>709,349.00</u>
Expenditures & Transfers Out	
2006A Warrant Projects	\$ 166,896.00
2007A Warrant Projects	\$ 159,216.00
2008B Warrant Projects	\$ 383,137.00
2013B Warrant Projects	\$ <u>100.00</u>
Total Expenditures & Transfers Out	\$ <u>709,349.00</u>
<u>SOLID WASTE:</u>	
Projected Fund Balance – Reserved	\$ 3,932,522.00
Projected Fund Balance – Unreserved	\$ 12,510,938.00
Total Revenue & Transfers In	\$ 7,669,050.00
Total Fund Balance, Revenue, & Transfers In	\$ <u>24,112,510.00</u>
Expenditures & Transfers Out	
Administration	\$ 529,315.00
Bio Solids	\$ 70,499.00
Magnolia Landfill	\$ 3,976,087.00
Transfer Station	\$ 905,332.00
Inert Landfill: McBride	\$ 842,288.00
Inert Landfill: Eastfork	\$ 6,100.00

Inert Landfill: Redhill	\$ 4,400.00
Equipment Maintenance	\$ 281,053.00
SW Building Costs	\$ 162,123.00
Garbage Collection Work Release	\$ 398,966.00
Transfers Out	\$ <u>492,887.00</u>
Total Expenditures & Transfers Out	\$ 7,669,050.00
Projected Fund Balance – Reserved	\$ 3,932,522.00
Projected Fund Balance – Unreserved	\$ 12,510,938.00
Total Fund Balance, Expenses and Transfers Out	\$ <u>24,112,510.00</u>
<u>SOLID WASTE COLLECTION FUND:</u>	
Total Revenue & Transfers In	\$ <u>7,080,995.00</u>
Expenditures & Transfers Out	
Garbage Collection	\$ 6,023,348.00
Administration	\$ 917,194.00
Recycle Center	\$ 62,153.00
Transfers Out	\$ <u>78,300.00</u>
Total Expenditures & Transfers Out	\$ <u>7,080,995.00</u>
<u>COMMUNITY CORRECTIONS FUND:</u>	
Total Revenue & Transfers In	\$ <u>1,309,174.00</u>
Total Expenditures & Transfers Out	\$ <u>1,309,174.00</u>
<u>PLANNING & ZONING COMMISSION FUND:</u>	
Total Revenue & Transfers In	\$ <u>8,679.00</u>
Total Expenditures & Transfers Out	\$ <u>8,679.00</u>
<u>JUVENILE COURT FUND:</u>	
Total Revenue & Transfers In	\$ <u>214,069.00</u>
Total Expenditures & Transfers Out	\$ <u>214,069.00</u>
<u>OIL & GAS TRUST FUND:</u>	
Total Revenue & Transfers In	\$ <u>499,340.00</u>
Total Expenditures & Transfers Out	\$ <u>449,406.00</u>
Total Projected Fund Balance – Unreserved	\$ 20,272,762.00
Total Projected Fund Balance – Reserved	\$ 20,852,352.00
TOTAL FY 2015-2016 BUDGET	\$ <u>152,321,931.00</u>

BE IT FURTHER RESOLVED, that the Fiscal Year 2016 mileage rate will reflect the IRS rate; and

BE IT FURTHER RESOLVED, that the Baldwin County Fiscal Year 2016 Budget document which will be issued by the Budget Director is to reflect the budgetary decisions made by

the Baldwin County Commission during budget work session deliberations and shall be used as a guide in administering the appropriations made in this resolution; and

BE IT FURTHER RESOLVED, that the following financial management policies are hereby adopted as permanent policies of the Baldwin County Commission:

Supplemental Appropriation Procedure

Each Commission Action Form to approve a contract, capital purchase, or other expenditure shall include a certification by the Budget Director or his designee naming the appropriation account from which the purchase will be made and stating that the unencumbered funds are available in the account. All unbudgeted items must have a proposed source of funds, either a new revenue source or from a contingency account.

Consideration of Unfunded Budgetary Requests from outside agencies after adoption of Annual Fiscal Year Budget

No outside agency unfunded budget requests shall be considered for funding until the next fiscal year. Further, all these types of requests shall be screened by the Finance and Taxation Commissioner to insure that they are closely aligned to Baldwin County's fiscal objectives.

Budget Administration Procedures

The Purchasing Manager, at the request of a Department Head, may let for bid any routine annual purchase or any equipment purchase or contract which is specifically provided for in the budget document. All contracts must be approved by the Baldwin County Commission before they are executed and all expenditures must comply with Purchasing Policy #3.7.

The Baldwin County Commission's expense items are classified in three broad categories: Compensation, Operating and Capital. The compensation and capital categories are supported by detailed lists of employees and approved capital items. The operating category contains many and varied line items. For budgetary control, this operating category will be

treated as a total although each department has a detailed line item budget. County staff members are prohibited from or encumbering any funds in these broad categories which exceed budgeted funds. The Budget Director or his designee may make transfers between "operating" line items within a Department's budget at the request of a Department Head. Transfers between the compensation, operating and capital categories require Baldwin County Commission approval.

Lease Tax Proceeds

Lease tax proceeds shall be distributed as provided in Section 45-2-244.180 through Section 45-2-244.187 of the Code of Alabama 1975; furthermore, the portion of proceeds remaining in General Fund shall be distributed as follows: 12.5% of gross tax to Parks Fund for use in operations with the residual to be used in General Fund at the discretion of the County Commission.

DONE, under the Seal of the County Commission of Baldwin County, Alabama, at the County Seat, on this the 15th day of September, 2015.



Charles F. Gruber, Chairman
Baldwin County Commission

ATTEST:



Ron Cink
Interim County Administrator



BALDWIN COUNTY
BUDGET

2016 Fiscal Year Budget



2016 FY Budget Highlights

- The Baldwin County Commissioners are proud to present the Fiscal Year 2016 Budget.
- The Fiscal Year 2016 budget is \$152,321,931 which is 22% more than last years budget.
- This year the Commission focused on road projects – namely infrastructure repair and improvement totaling \$16 million and resurfacing of \$8 million.
- Law enforcement remains fully staffed.
- The Commission remains focused on economic development within the County.

2016 FY Budget Highlights

(cont'd)

- Merit increases remain in effect.
- Health insurance premiums increased by 25% creating an extra expense of \$1.3M.
- Workers compensation rates reduced slightly.
- Liability insurance premiums reduced slightly.
- Fuel costs have declined significantly which lessens the impact to operations.
- Overtime is projected to increase approximately \$20k over last years budget.

2016 FY Budget Highlights

(cont'd)

- The Commission significantly reduced contract labor and created a “part time” employee classification.
- This new classification increased headcount on the rolls but reduced overall costs by less hours worked including benefit cost including health insurance.
- Previously funded projects will remain until completed.
- Customer service in County activities and facilities remain priority.



2016 Total Budget by Fund

Fund Description	2016 FY Budget Amount
General Fund	25,269,098
Sheriff	22,931,956
Probate Judge	3,708,365
Revenue Commissioner	<u>1,631,474</u>
Total General Fund	53,540,893
Health Tax Fund	1,887,841
County Transportation Fund	135,310
Legislative Delegation Fund	197,119
Juvenile Detention Fund	1,343,507
Archives Fund	365,760
Wilderness Program Fund	4,501,525
Community Corrections Fund	1,309,174
Seven Cent Highway Fund	47,746,185
Road & Bridge Fund	9,818,000

2016 Total Budget by Fund (cont'd)

Fund Description	2016 FY Budget Amount
PH & T Fund	740,500
Severance Materials Server Tax Fund	99,000
Capital Improvements Fund	710,500
RRR Fund	2,486,200
Reappraisal Fund	5,010,637
Board of Equalization	6,477
Council on Aging Fund	507,600
Section 18 (BRATS) Fund	4,501,525
Parks Fund	1,263,847
Capital Projects	709,349
Solid Waste Fund	7,669,050
Solid Waste Collection Fund	7,080,995
Planning & Zoning Commission Fund	8,679

2016 Total Budget by Fund

(cont'd)

Fund Description	2016 FY Budget Amount
Juvenile Court Fund	214,069
Oil & Gas Trust Fund	499,340
Total	\$ 152,321,931

Budget Comparisons by Fund

<u>Year to Year Comparisons by Fund</u>	<u>FY 2016</u>	<u>FY 2015</u>	<u>% Change</u>
General Fund	25,269,098	26,112,832	-3.2%
Sheriff	22,931,956	21,036,783	9.0%
Probate Judge	3,708,365	3,505,559	5.8%
Revenue Commissioner	1,631,474	1,636,917	-0.3%
Total General Fund	<u>53,540,893</u>	<u>52,292,091</u>	2.4%
Health Tax Fund	1,887,841	1,818,500	3.8%
County Transportation Fund	135,310	102,646	31.8%
Legislative Delegation Fund	197,119	185,304	6.4%
Juvenile Detention Fund	1,343,507	1,140,960	17.8%
Archives Fund	365,760	385,831	-5.2%
Wilderness Program Fund	4,470,374	4,253,648	5.1%
Community Corrections Fund	1,309,174	1,016,187	28.8%
Seven Cent Highway Fund	47,746,185	23,919,552	99.6%
Road & Bridge Fund	9,818,000	9,508,000	3.3%
PH&T Fund	740,500	910,000	-18.6%

Budget Comparisons by Fund

(cont'd)

<u>Year to Year Comparisons by Fund</u>	<u>FY 2016</u>	<u>FY 2015</u>	<u>% Change</u>
Severed Materials Tax Fund	99,000	95,200	4.0%
Capital Improvements Fund	710,500	726,000	-2.1%
RRR Fund	2,486,200	2,476,000	0.4%
Reappraisal Fund	5,010,637	4,444,359	12.7%
Board of Equalization	6,477	60,884	-89.4%
Council on Aging Fund	507,600	456,904	11.1%
Section 18 (BRATS) Fund	4,501,525	3,366,800	33.7%
Parks Fund	1,263,847	1,205,891	4.8%
Capital Projects	709,349	1,295,170	-45.2%
Solid Waste Fund	7,669,050	7,000,548	9.5%
Solid Waste Collection Fund	7,080,995	7,152,313	-1.0%
Planning & Zoning Commission Fund	8,679	10,000	-13.2%
Juvenile Court Fund	214,069	550,000	-61.1%
Oil & Gas Trust Fund	499,340	497,860	0.3%
Total	152,321,931	124,870,648	22%

2016 Budget Less Grants and Warrant Monies

(\$ in millions)

	FY 13	FY 14	FY 15	FY 16
Total Budget Amount	115.7	133.0	124.9	152.3
Less Grants	(1.3)	(0)	(0)	(0)
Less Warrant Monies	(5.2)	(14.6)	(1.2)	(.7)
	-----	-----	-----	-----
	109.2	118.4	123.7	151.6
Total Budget Change from Prior Year		14.9%	6.1%	22.0%
Adjusted Budget Change from Prior Year		8.4%	4.5%	22.5%
Total Budget Change from FY 2013 to FY 2016				38.8%

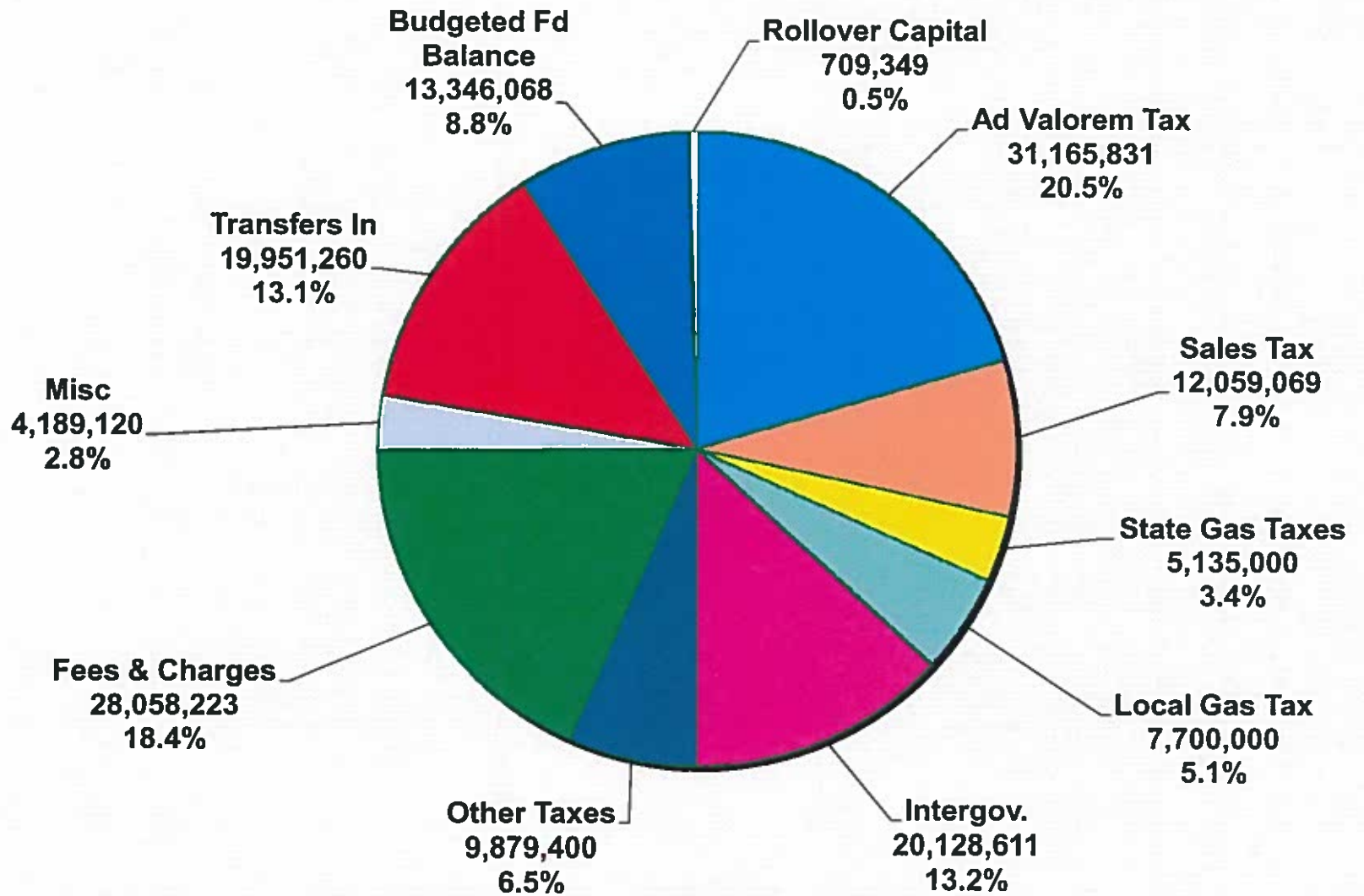
2016 Budget

Salary and Headcount

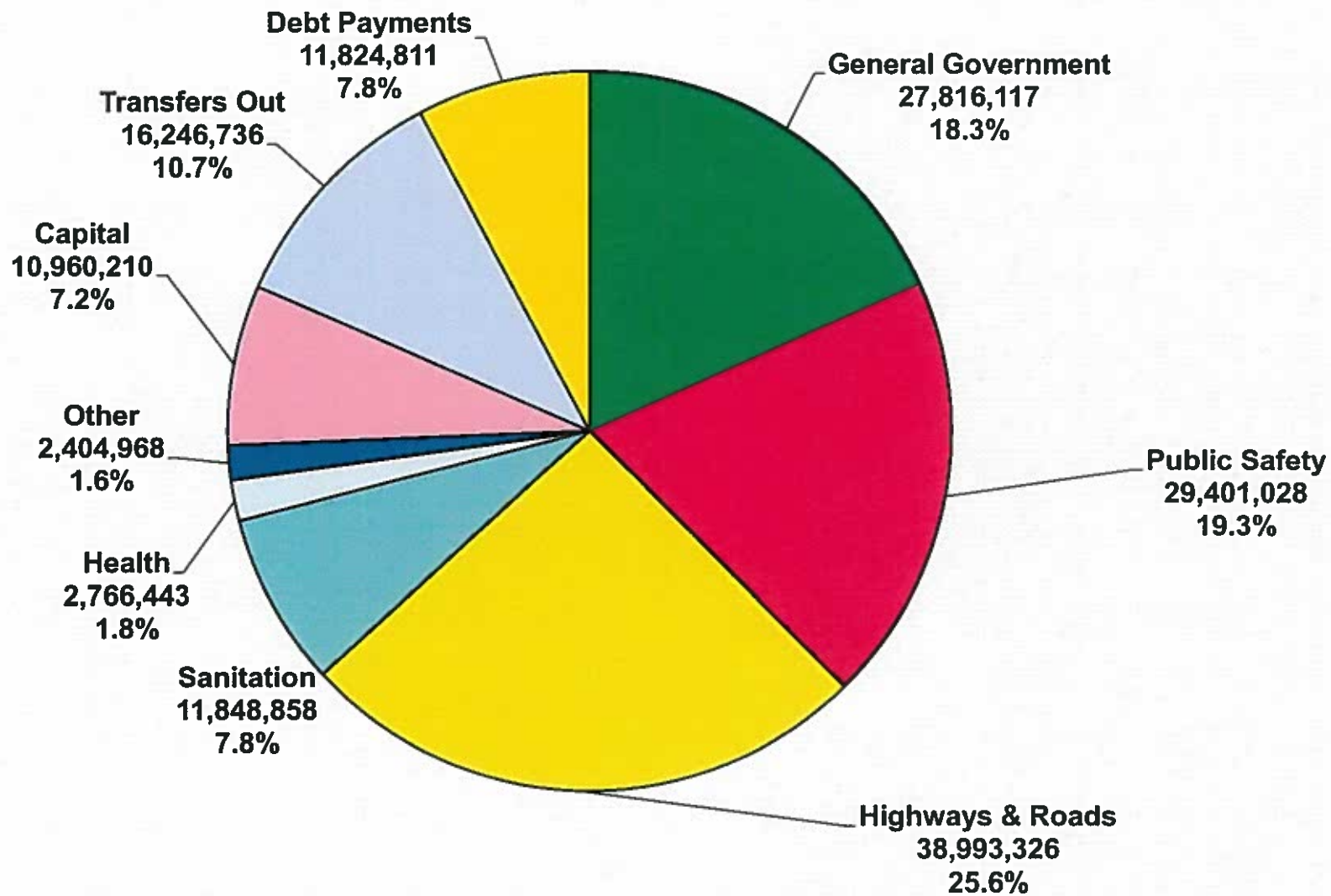
(\$ in thousands)

	FY 13	FY 14	FY 15	FY 16
Salary \$	22,865	24,889	26,072	27,195
Percent of Budget	19.8%	18.7%	20.5%	17.9%
Revenue	74	73	73	74
Probate	57	58	58	59
Commission	424	485	464	501
Vacant	47		71	32
Part Time				36
Supplemental	<u>18</u>	<u>17</u>	<u>17</u>	<u>17</u>
Total Headcount	620	643	683	719

2016 FY Budget Summary of Revenue and Other Sources



2016 FY Budgeted Expenses by Function of Government





2016 FY Baldwin County Budget

- Complete Budget can be found at
WWW.BALDWINCOUNTYAL.GOV

FISCAL YEAR 2016 DECISION ITEMS

Comment

Administration - 51125	30 x 40 Tent and 100 chairs for Memorial Day Ceremony on 05/23/16 Delivery an Pickup	\$	1,000	
Archives - 51906	World War I - Momument	\$	5,000	
Sales Tax - 51750	Two new vehicles	\$	50,000	
Board of Registrars -51920	GIS Voter System Maintenance and Support (\$750.) per month	\$	9,000	
	Replacement of Blinds	\$	2,500	
	Purchase and installation of 3 Security Duress Buttons	\$	1,500	
	Laptop for off-site registrations	\$	1,000	
	Training for 3 Board Members	\$	1,000	
	Sub-total Board of Registrars	\$	<u>15,000</u>	
CIS- 51965	Radio Channels - increase channel capacity to support users	\$	290,000	
	Emal Messaging Archiver - Hardware + support (3 years)	\$	42,096	
	Microsoft 365 - Alternative to current licensing solution	\$	293,127	
	New Vehicle, replacement of 01 Ford F-150 (Jason Bishop truck)	\$	22,000	
	Sub-total CIS	\$	<u>647,223</u>	
BRATS - 51935	SF Land Park & Ride	\$	206,000	
	Generator	\$	66,111	
	Motor Vehicles	\$	648,000	
	Cty Motor Vehicles	\$	25,000	
	CIP SF Park & Ride	\$	250,000	
	CIP Daphne Hub	\$	250,000	
	CIP FH Transfer Center	\$	250,000	
	Sub-total BRATS	\$	<u>1,695,111</u>	
Co TRANS 51935C	Vehicle	\$	25,000	
Coroner -52400	Flooring at Coroner's Office	\$	5,961	
	Racks for Cooler - Bodies	\$	4,800	
	Sub-total Coroner	\$	<u>10,761</u>	
EMA-52300	New Vehicle to replace 2002 Ford F-150	\$	33,000	

FISCAL YEAR 2016 DECISION ITEMS

Comment

Building Inspections - 52710	Two (2) New Vehicles at \$22,000.00 ea. As set in their 5 year Capital Plan	\$	44,000	
Wilderness Camp	3 Vehicles Expedition \$27.5 Jeep \$20, F150 \$23	\$	70,500	
Personnel- 51962	Applicant Track System - rollover from FY14-15 Budget \$10,744.50 add additional \$5,000.00	\$	15,744	
Building Maintenance -51995	Two Vehicles	\$	40,000	
	Ongoing upgrade of AC units	\$	50,000	
Miscellaneous Appropriations - 51990				
	Alabama Cooperative Extension Service	\$	51,380	
	BC Heritage Museum	\$	18,200	Includes \$3200.00 for fee admission
	SARPC	\$	85,415	
	Rotary Club (Flags around the Courthouse Square)	\$	500	
	Soil & Water	\$	64,438	
	Economic Development Alliance	\$	350,000	
	Lobbyist	\$	200,000	
	Sub-total Misc Appropriations	\$	<u>769,933</u>	
Sheriff-52100				
Communication Equip. 5542	Replacement of Voice Recorder for Dispatch	\$	43,000	
Vehicle Equip. 5211.3	Equipment for 14 Marked Vehicles	\$	137,074	
Motor Vehicle Equip. 5550.3	Digital Video Systems for 14 Marked Vehicles	\$	77,000	
Contract Services 5150	Mobile NCIC for all patrol vehicles	\$	18,000	
Motor Vehicles 5550	14 Marked Patrol Vehicles	\$	448,000	
Motor Vehicles 5550	2 ea 3/4 Ton Truck - Less & Maint	\$	73,000	
Other Equip 5540	80 KW Generator w/auto transfer - Less	\$	25,000	
Other Equip 5540	Road Force Wheel Balancer - Less	\$	15,000	
Motor Vehicles 5550	Vehicle and Equipment for SOU Officer	\$	32,000	
Motor Vehicle Equip 5500.3	Video camera and Radio	\$	11,000	
Motor Vehicle Equip 5211.3		\$	9,800	
Radio Communications 5255		\$	4,200	
Motor Vehicles 5550	Vehicle and Equipment for Mental Health Officer - same as SOU Officer	\$	57,000	
Motor Vehicles 5550	Vehicle for Maint. Engineer I	\$	32,000	
Contract Services 5150	Smart Mobiel - mapping - will need to budget for Maint going forward	\$	19,375	
Other Equip 5540	Body camera's and server	\$	75,000	
Contract Services 5150	On line Applicant System - BCSO estimated share from CIS	\$	16,000	
	rolling over \$11,000.00 from FY14			
Computer Equipment 5580	Server for Self Serve	\$	25,000	

FISCAL YEAR 2016 DECISION ITEMS

Comment

Computer Equipment 5580	Kiosks with touch screen, printer/scanner/signature pad for Self Serve	\$ 15,000	
	Rubber Coating on Robertsdale Roof Budgeted in FY15 \$40,000.00 - rollover to FY16 less	\$ (6,200)	
	Sub-total Sheriff	<u>\$ 1,126,249</u>	
Corrections-52200			
Motor Vehicles 5550	2 ea.- Price Per B-13, this price includes all equipment needed for the Vans at \$49,000.00 ea.	\$ 98,000	
Misc Supplies 5219	Restraint equipment	\$ 5,250	
Misc Supplies 5219	Handcuffs and shackles	\$ 3,450	
Radio Communications 5255	Radios	\$ 5,800	
Misc Supplies 5219	Inspection Mirrors w/Swivel Wheels	\$ 516	
Misc Supplies 5219	Whistler Search and Inspection Camera	\$ 405	
Telephone 5251	Give all Transport Officers a PTT	\$ 2,400	
Other Equip 5540	Industrial Mixer for Kitchen	\$ 11,000	
Other Equip 5540	Dental Chair	\$ 10,000	
Other Equip 5540	Modular Workstation for Master Control - like ones in Dispatch	\$ 12,000	
Other Equip 5540	Washer/Dryer	\$ 12,000	
Other Equip 5540	A/C units	\$ 10,000	
Other Equip 5540	Roll over toilet project from FY15 Budget	\$ 15,000	
	Sub-total Corrections	<u>\$ 185,821</u>	
Community Corrections - 52708			
Radio Communications 5255	Hand held radio for New Deputy	\$ 4,200	
Motor Vehicle Equip 5550	Vehicle for New Deputy	\$ 32,000	
Vehicle Equipment 5211.03	Vehicle equipment - misc	\$ 9,800	
Motor Vehicle Equip 5550.3	Video recorder & car radio	\$ 11,000	
Office Supplies 5211	Desk chair for New Deputy Included in 5211		
Office/Computer Equip 5211.1	Desk top printer for New Deputy Included in 5211.1		
Radio Communications 5255	6 Kenwood radios for Work/Release Officers	\$ 5,500	
Uniforms 5228	Flashlights for Work/Release Officers Included in 5228		
Telephone 5251	Blackberry for New Deputy Included in 5251		
	Note: (If new deputy position is not approved - remove \$58,167.00 from personnel expense and \$62,500.00 for vehicle and equipment.)		
	Sub-total Community Corrections	<u>\$ 62,500</u>	
	Sub-total General Fund and Subsidized Funds	<u><u>\$ 4,846,842</u></u>	

Highway

Recognize the following projects below

Project Number	Road Name - From/To		
0218414	Mary Hadley Rd. - Jack Springs Rd (CR47) to EOM - Length 0.52 miles	\$	39,000
0206815	County Road 40 - Bridalwreath Ln to County Rd 138 - Length 5.350 miles	\$	401,250

FISCAL YEAR 2016 DECISION ITEMS

			Comment
0206915	County Road 138 - AL Hwy 225 to Bay Minette City Limit - Length 5.15 miles	\$ 463,500	
0218814	County Road 64 - AL Hwy 59 to I-10 - Length 8.30 miles	\$ 1,713,860	Widen from 20ft. To 22ft.
0218914	County Rd 65 - County Rd 68 to Fox Branch Rd - Length 0.50	\$ 37,500	
0219014	County Rd 48 - 1900 ft east of AL Hwy 181 to County Rd 33 - Length 1.15 miles	\$ 231,495	Match Existing 24ft width
0219114	County Rd 65 - from Co. Rd 48 to Krhack Rd - Length 0.50 miles	\$ 37,500	
0218514	County Rd 38 - Baldwin Beach Express to County Rd 87 - Length 5.50 miles	\$ 412,500	
0218614	County Rd 65 - County Rd 54 to County Rd 64 - Length 3.50 miles	\$ 262,500	
0207015	Flowerwood Rd - AL Hwy 59 to end of pavement - Length 0.18 miles	\$ 19,840	Widen from 18ft to 22 ft Transfer maint to Loxley inside city limits
0207115	E. Flying K Rd - AL Hwy 59 to County Rd 49 - Length 0.10 miles	\$ 20,000	Transfer maintenance of portion inside city limits to Loxley
0207215	Lost River Rd - River Landing Rd to Lost River Rd E. - Length 0.86 miles	\$ 64,500	
0207315	Lost River Rd E - Each Direction from end of Lost River Rd - Length 0.15 miles	\$ 11,250	
0207415	County Rd 87 - US Hwy 90 to Channel 44 Rd - Length 3.60 miles	\$ 737,600	Widen from 20ft to 22ft
0207515	County Rd 68 - AL Hwy 59 to Baldwin Beach Express - Length 4.86 miles	\$ 666,000	Widen from 20ft. To 22ft
0207615	Lawrence Rd - Lawrence Rd Ext. to County Rd 48 - Length 1.00 miles	\$ 75,000	
0207815	Lawrence Rd Ext. - Gunnison Rd to Lawrence Rd - Length 0.50 miles	\$ 37,500	
0207715	Gunnison Rd - Red Barn Rd to County Rd 33 - Length 1.01 miles	\$ 76,760	Match existing 18ft width
0207915	Red Barn Rd - County Rd 33 to Gunnison Rd - Length 0.50 miles	\$ 38,000	Match existing 18ft width
0219314	County Rd 97 - US Hwy 98 to Riggs Street - Length 3.81 miles	\$ 285,750	
0219414	County Rd 91 - US Hwy 98 to County Rd 99 - Length 4.10 miles	\$ 322,500	Match existing 20ft width. 200 tons set up for spot leveling
0219214	County Rd 12 South - County Rd 49 to AL Hwy 59 - Length 5.00 miles	\$ 515,000	\$20,000 estimated for milling near bridges w/tonnage for turn lanes
0208015	County Rd 49 - Magnolia Springs Town Limit to County Rd 16 - Length 3.68 miles	\$ 332,514	Widen from 20ft to 22ft from Co. Rd 12 to Co. Rd 16
0208115	County Rd 83 - Old Foley Rd to County Rd 32 - Length 4.79 miles	\$ 431,100	Transfer maintenance of portion inside Elberta limits when complete
0208215	Keller Rd - AL Hwy 59 east to EOM - Length 1.00 miles	\$ 75,000	Transfer maintenance of portion inside Foley limits when complete
0208315	Bemis Lane - County Rd 32 to EOM - Length .20 miles	\$ 15,000	
0208415	Roscoe Rd - Foley Beach Express to Cotton Creek Dr - Length 1.60 miles	\$ 209,600	Widen from 20ft to 24ft due to high traffic count
0220911	CR 64 / CR 13 Roundabout	\$ 97,671	ATRIP
0205413	Hwy 98 Sidewalk	\$ 71,315	TAP GRANT
0218114	Replace crossdrains damaged from the 04/29/14 Rain Event - (HMR)	\$ 1,276,987	FEMA
0215514	Drainage Improvements - Hatch Mott MacDonald Emergency Repair Sites (FHWA)	\$ 144,559	FHWA
0217214	Drainage Improvements at end of Boone Lane at end of previous EWP project (EWP)	\$ 189,577	EWP
0217114	Drainage Improvements to Sibley St from end of Sibley St to Mobile Bay (EWP)	\$ 298,013	EWP
0221010	CR 65/ US 98 Intersection Improvement	no additional \$ needed	ATRIP
0217814	Replace crossdrains damaged from the 04/29/14 Rain Event - (Preble-Rish)	\$ 829,924	FEMA
0219514	Replace Box Culvert on CR 95 800 ft south of Leiterman Rd - (Anchor)	\$ 261,135	FEMA
0215714	Drainage Improvements (Thompson)	\$ 2,721,475	FHWA
0218014	Replace crossdrains damaged from 04/29/14 Rain Event - (Anchor)	\$ 2,235,957	FEMA
0217714	Replace crossdrains damaged from the 04/29/14 Rain Event - (GMC)	\$ 1,361,594	FEMA
0217914	Replace crossdrains damaged from the 04/29/14 Rain Event - (Jade)	\$ 1,505,836	FEMA
0217514	Drainage Improvements (KBR)	\$ 787,192	FHWA
0214814	Drainage Improvements (Neel-Schaffer)	\$ 453,386	FHWA
0215814	Drainage Improvements - Volker Emergency Repair Sites (FHWA)	\$ 886,529	FHWA
0215614	CR 32 @ trib to Negro Creek Culvert	\$ 196,450	FHWA

FISCAL YEAR 2016 DECISION ITEMS

Comment

0205711	CR 13/CR 48 Roundabout (utility conflict revision)	\$	707,285	ATRIP
0212809	CR 34 @ Negro Creek Bridge Replacement	\$	314,742	ATRIP
0206412	CR 55 @ Unnamed Branch Bridge Replacement	\$	182,396	FAS
0206113	Keller Rd. Bridge Replacement	\$	149,953	ATRIP
0206213	CR 30/CR 13 Roundabout	\$	478,419	ATRIP
0215210	TR 17 Roans Creek Bridge Replacement	\$	394,948	ATRIP
0216014	CR 9 @ Polecat Creek Bridge Replacement	\$	1,112,000	FHWA
Highway Administration	All Dump Trucks	\$	2,565,000	
Area 100 Highway	Caterpillar Tractor 12M2	\$	245,000	
	Caterpillar Tractor 12M2	\$	245,000	
	Ford F-450	\$	40,000	
	Freightliner M2	\$	85,000	
	Ford Econo	\$	25,000	
	(2) Ford F-150	\$	50,000	
	Sub-Total Area 100	\$	690,000	
Area 200 Highway	Mack CHU713	\$	110,000	
	TrailKing Lowboy Trailer	\$	80,000	
	Caterpillar 12M2	\$	245,000	
	Mack CHU713	\$	130,000	
	Freightliner M2	\$	85,000	
	Replacement of Ford F-450	\$	40,000	
	'Replacement of (3) Ford F-150	\$	75,000	
	Sub-Total Area 200	\$	765,000	
Area 300 Highway	Mack CHU713	\$	110,000	
	Caterpillar 12M2	\$	245,000	
	Replacement of Ford F-450	\$	40,000	
	'Replacement of (3) Ford F-150	\$	75,000	
	Sub-Total Area 300	\$	470,000	
Construction	Replacement of (3) Ford F-150	\$	75,000	
Subdivision	Replacement of (1) Ford F-150	\$	25,000	
Mowing Crew	Replacement of Ford F-450	\$	40,000	
	Total Highway	\$	4,630,000	
Parks - 57200P	Replace F-450 truck	\$	40,000	

FISCAL YEAR 2016 DECISION ITEMS

Comment

	Replace of Ford F-150	\$ 25,000	
	Replace (2) Zero Turn mowers	\$ 24,000	
	Total Parks Department	\$ 89,000	
Solid Waste Admi - 54100	Pickup Truck	\$ 35,000	
Magnolia Landfill-54300	Landfill Compactor	\$ 825,000	
	Paving	\$ 90,000	
	Flare Blower	\$ 50,000	
	Horizontal Baler	\$ 30,000	
	Kiosk for Scales (2)	\$ 15,000	
	Replacement of 2005 Ford F-150 Pickup Truck	\$ 35,000	
	Sub-total Magnolia Landfill	\$ 1,045,000	
Transfer Station-54325	Walking Floor Trailer	\$ 75,000	
	Loader	\$ 250,000	
	Sub-total Transfer Station	\$ 325,000	
MacBride Landfill-54330	Dozer	\$ 400,000	
Maintenance Shop-54370	Service Truck	\$ 50,000	
	Forklift	\$ 40,000	
	Sub-total Maintenance Shop	\$ 90,000	
	Total Landfill	\$ 1,895,000	
Garbage Collection-54800	25 YD Garbage Truck	\$ 200,000	
	13 CY Garbage Truck	\$ 150,000	
	15,000 Carts	\$ 900,000	
	Replacement of 2003 Ford F-150	\$ 35,000	
	Sub-total Garbage Collection	\$ 1,285,000	
	Total Solid Waste	\$ 3,180,000	
<u>Reappraisal -51810</u>	Flyover of County	\$ 450,000	
	Pickup Truck	\$ 35,000	
	Total Reappraisal	\$ 485,000	
	TOTAL DECISION ITEMS	\$ 37,509,204	

General Fund 001

Table of Contents for General Fund

General Fund Summary	Page B-1
General Fund Detailed Revenue	Page B-2
General Fund Transfer In	Page B-8
General Fund Transfers Out	Page B-9
General Fund Detailed Expenditures	
51100 County Commission	Page B-11
51101 Telephone System	Page B-12
51102 Copy & Mail	Page B-13
51103 Enterprise Technology Projects	Page B-14
51104 Statutory Appropriations	Page B-15
51105 Commission Contingency	Page B-16
51125 Administrator & Central Administration	Page B-17
51200 Court Systems: Federal & State	Page B-19
51220 Circuit Court	Page B-20
51230 District Court	Page B-21
51260 District Attorney	Page B-22
51300 Probate Judge	Page B-23
51555 GF Building Costs	Page B-25
51600 Revenue Commissioner	Page B-29
51700 Finance & Accounting Department	Page B-31
51725 Budget & Purchasing Department	Page B-33
51750 Sales Tax Department	Page B-35
51910 Elections	Page B-37
51920 Board of Registrars	Page B-38
51940 Veteran's Affairs	Page B-40
51945 Soil Conservation	Page B-41
51962 Human Resource Department	Page B-42
51965 CIS Department	Page B-44
51975 County Attorney	Page B-46
51984 Mega Site	Page B-48
51986 BC Coliseum	Page B-49

51987 DHR Robertsdale	Page B-50
51988 BM Courthouse Building	Page B-51
51989 Central Annes II Regions Robertsdale Bank Building	Page B-52
51990 Miscellaneous Appropriations	Page B-53
51992 Central Annex	Page B-55
51993 Foley Courthouse	Page B-57
51994 Fairhope Courthouse	Page B-59
51995 Building Maintenance Department	Page B-61
51996 Custodial	Page B-63
51999 Coastal Area Program	Page B-64
52100 Sheriff	Page B-65
52200 Jail	Page B-68
52300 Emergency Management	Page B-70
52301 Emergency Shelter	Page B-73
52400 Coroner	Page B-74
52600 JPO	Page B-76
52710 Building Inspection Department	Page B-77
52730 Planning Department	Page B-79
55210 Cigarette Tax Distribution	Page B-81
55420 Animal Shelter/Control	Page B-82
56300 Indigent Burial	Page B-83
57100 Library Services	Page B-84
58100 Board of Education	Page B-85
58200 Extension Service Appr.	Page B-86
55100G Health Department	Page B-87

General Fund Detailed Expenditures

**Baldwin County Commission
FY 2016 Budget Fund Summary
Year to Date As Of 8/31/15**

Description	FY 2011 Annual	FY 2012 Annual	FY 2013 Annual	FY 2014 Annual	FY 2015 YTD	FY 2015 Annual Budget	FY 2016 Annual Budget
00001							
General Fund							
Revenue							
Taxes	(34,075,307)	(33,405,935)	(33,865,133)	(34,212,102)	(32,772,810)	(35,589,334)	(37,281,878)
Special Assessments	0	0	0	0	0	0	0
Licenses & Permits	(696,975)	(736,918)	(830,299)	(838,478)	(931,119)	(806,000)	(959,000)
Intergovernmental	(7,519,411)	(3,269,485)	(2,306,593)	(3,430,540)	(1,416,575)	(2,252,294)	(2,046,178)
Charges For Services	(9,676,469)	(9,569,685)	(9,707,943)	(9,564,818)	(8,771,619)	(9,589,900)	(9,639,700)
Miscellaneous Revenue	(2,197,745)	(9,766,549)	(1,322,097)	(1,676,383)	(1,472,349)	(1,906,248)	(1,959,597)
Fund Balance	0	0	0	0	0	(813,000)	(154,800)
Total Revenue	(54,165,907)	(56,748,572)	(48,032,065)	(49,722,321)	(45,364,473)	(50,956,776)	(52,041,153)
Expenditures							
Employee Compensation	11,579,301	11,684,827	10,843,568	11,521,339	10,731,964	12,586,812	13,042,234
Services Provided By Others	3,642,582	2,760,004	3,004,384	2,930,833	2,958,654	2,918,414	3,225,120
Supplies, Repairs & Maintenance	3,412,762	3,252,513	2,976,545	3,166,945	2,433,752	3,771,205	3,434,846
Utilities & Communication	2,669,996	2,859,475	2,856,209	3,087,212	2,616,939	2,964,119	3,001,083
Travel	73,111	72,384	71,009	87,021	83,225	142,356	152,945
Other Operating Expenditures	24,165,498	17,611,872	17,984,626	18,554,897	17,051,079	19,830,258	20,553,936
Capital Expenditures	3,366,070	4,997,167	6,905,737	2,305,427	2,033,191	1,830,121	1,378,500
Debt Service	0	0	0	629,138	391,678	496,560	496,600
Intergovernmental	0	0	0	0	0	0	0
Total Expenditures	48,909,320	43,238,241	44,642,078	42,282,812	38,300,482	44,539,845	45,285,264
(Surplus)/Deficit Before Transfers	(5,256,587)	(13,510,330)	(3,389,987)	(7,439,508)	(7,063,991)	(6,416,931)	(6,755,889)
Transfers							
Transfer In/Other Sources	(3,006,270)	(2,140,095)	(942,475)	(1,745,729)	(1,350,426)	(1,470,669)	(1,499,740)
Transfer Out/Other Uses	10,063,094	10,463,105	21,446,697	8,946,207	7,280,327	7,887,600	8,255,629
Prior Period/Other Adjustments	0	0	0	0	0	0	0
Net Transfers	7,056,824	8,323,010	20,504,222	7,200,479	5,929,900	6,416,931	6,755,889
YTD (Surplus) / Deficit	1,800,237	(5,187,320)	17,114,235	(239,029)	(1,134,090)	0	0

Baldwin County Commission

Fund 00001 General Fund			FY 2016 Budget					
			Detailed Revenues					
Object Act	Sub Act	Description	FY 2012	FY 2013	FY 2014	FY 2015 YTD Aug	FY 2015 Budget	FY 2016 Budget
41100		Ad Valorem Tax	201,623	-	-	-	-	-
41100	1	Ad Valorem Rev Commissioner	(16,933,272)	(16,044,634)	(16,600,000)	(16,858,726)	(17,000,000)	(18,000,000)
41100	2	Ad Valorem Probate Judge	(1,760,739)	(1,675,641)	(1,775,000)	(1,418,128)	(1,775,000)	(1,750,000)
41117		Salary & Supernumerary TA & TC	(109,229)	(107,198)	(128,378)	(107,164)	(128,378)	(128,378)
41210		Sales Tax	(9,955,607)	(10,661,711)	(10,815,000)	(9,649,755)	(11,039,956)	(11,845,000)
41211		Casual Sales Tax	-	-	-	-	-	-
41212		Lease Tax County	(1,705,064)	(1,977,280)	(1,879,000)	(1,846,445)	(2,250,000)	(2,265,000)
41230		County Beer Tax	(135,458)	(132,111)	(150,000)	(90,728)	(135,000)	(125,000)
41240		Tobacco Tax	(126,121)	(130,590)	(130,000)	(112,755)	(130,000)	(135,000)
41270		County Wine Tax	(7,163)	(8,561)	(8,000)	(7,258)	(8,000)	(7,500)
41300		CATV License Tax	(202,379)	(223,810)	(200,000)	(227,574)	(220,000)	(225,000)
41311		Mortgage Tax	(931,501)	(1,113,777)	(1,050,000)	(890,344)	(1,100,000)	(1,000,000)
41312		Deed Tax	(423,392)	(501,257)	(475,000)	(398,006)	(500,000)	(500,000)
41330		Mineral Tax	(562)	(5,911)	(2,000)	(331)	(3,000)	(1,000)
41350		Video Tax	(42,651)	(51,354)	(50,000)	(36,398)	(50,000)	(50,000)
41800		Cigarette Tax	(1,274,420)	(1,231,296)	(1,300,000)	(1,129,200)	(1,250,000)	(1,250,000)
43100		Business License	(271,579)	(278,520)	(300,000)	(286,373)	(280,000)	(290,000)
43200		Building Permit	(385,500)	(474,421)	(400,000)	(565,636)	(450,000)	(590,000)
43400		Marriage Licenses	(25,850)	(26,030)	(28,000)	(30,695)	(26,000)	(29,000)
43800		Mobile Home Decal/Reg Fee	(53,989)	(51,327)	(60,000)	(48,416)	(50,000)	(50,000)
43801		50% Mobile Home Moving Permit	-	-	-	-	-	-
44111		ABC Profits	(18,147)	(22,036)	(17,000)	(18,470)	(20,000)	(20,000)
44112		ABC License	(155,559)	(152,252)	(160,000)	(150,498)	(155,000)	(155,000)
44113		State Sales Tax ABC	(176,629)	(55,337)	(175,000)	(57,485)	(60,000)	(70,000)
44120		ABC Beer & Wine	-	(119,162)	(75,000)	(107,403)	(125,000)	(125,000)
44130		Financial Inst. Excise Tax	(8,572)	(121,768)	-	-	-	-
44140		State Sales Tax	(15,205)	(10,028)	(10,000)	(14,699)	(14,000)	(13,000)
44150		Business Privilege Tax	(572,641)	(576,936)	(600,000)	(585,622)	(580,000)	(595,000)
44160		Oil Prod Priv Tax	(321,225)	(272,454)	(350,000)	(163,912)	(300,000)	(275,000)
44160	04035	Oil Prod Priv Tax - Indigent	(27,070)	(22,553)	(35,000)	(16,075)	(30,000)	(25,000)
44201		State Share Coroner Costs	(2,100)	(3,150)	(2,500)	-	(3,150)	(4,200)
44210		Civil Defense	(144)	(144)	(144)	(132)	(144)	(144)
44230		Election Reimbursement	(325,661)	(169,636)	(350,000)	(76,073)	(350,000)	(475,000)

Baldwin County Commission

Fund 00001 General Fund			FY 2016 Budget Detailed Revenues					
Object Act	Sub Act	Description	FY 2012	FY 2013	FY 2014	FY 2015 YTD Aug	FY 2015 Budget	FY 2016 Budget
44240		Bd Of Registrars Reimbursemt	(49,216)	(47,861)	(46,500)	(32,487)	(48,500)	(48,500)
44270		J P O / D Y S	-	-	-	-	-	-
44280		Judicial S/S Reimb	(1,865)	(3,065)	(1,800)	(1,667)	(1,500)	(1,500)
44283		85% W C Fees	(24,978)	(24,323)	(45,000)	(16,394)	(25,000)	(24,000)
44288		Body Transport Forensic Scie	-	-	-	-	-	-
44292		St Cost Sharing Relocation	-	-	-	-	-	-
44292	1	Fed Cost Sharing Relocation	-	-	-	-	-	-
44295		Restitution	-	-	-	(40)	-	-
44300	006	FEMA 1866 TS Ida - ST	-	-	-	-	-	-
44300	40030	INT OP Grant Awards	-	-	-	-	-	-
44300	52300	EMPG State Funds	(87,005)	(70,717)	-	(11,616)	(85,000)	(79,834)
44300	70003	Strategic Natl Stockpile EXC	-	-	-	-	-	-
44300	70008	Point Clear Trail	-	-	-	-	-	-
44300	70046	Rec Trails EastShore Enhance	-	-	-	-	-	-
44300	70047	FY08 BC Hurricane Resp Team	-	-	-	-	-	-
44300	70048	FY08 Twin Beech Sidewalk Com	-	-	-	-	-	-
44300	70050	FY08 Federal EMPG	-	-	-	-	-	-
44300	70051	FY08 ESG-08-009 Grant	-	-	-	-	-	-
44300	70053	7 MAL Light Rescue	-	-	-	-	-	-
44300	70058	TEP Mullet Point to CR 13	-	-	-	-	-	-
44300	70059	FY08 SHL Security Grant	-	-	-	-	-	-
44300	70060	FY08 SHL Citizen Corps Grant	-	-	-	-	-	-
44300	70065	FY08 Mutual Aid Agreement	-	-	-	-	-	-
44300	70067	CR27 to Weeks Bay Sidewalk	-	-	-	-	-	-
44300	70073	BootheRd SWalk SRTS-SR09 900	-	-	-	-	-	-
44300	70074	FY09 Legacy Grant	-	-	-	-	-	-
44300	70076	ALDHS Comm Exercise Grant	-	-	-	-	-	-
44300	70079	FY10 CoastZoneMgt 306-10-1	-	-	-	-	-	-
44300	70081	FY09 MAL-ALDHS 10-0926	-	-	-	-	-	-
44300	70082	FY09 CCL-ALDHS 10-0921	(16,261)	-	-	-	-	-
44300	70083	FY09 SHL ALDHS 10-0820	-	-	-	-	-	-
44300	70084	FY10 DrugTaskForce 09-DR0122	-	(26,525)	-	-	-	-
44300	70086	Gov. Office FBCI Conf.	-	-	-	-	-	-

Baldwin County Commission

Fund 00001 General Fund			FY 2016 Budget Detailed Revenues					
Object Act	Sub Act	Description	FY 2012	FY 2013	FY 2014	FY 2015 YTD Aug	FY 2015 Budget	FY 2016 Budget
44300	70087	Hazard Mitigation Png Grant	-	-	-	-	-	-
44300	70088	BRATS Tier 1 ARRA Stimulus	-	(38,003)	-	-	-	-
44300	70089	Youth Advocate Prog FY10	-	-	-	-	-	-
44300	70091	EWP Boone Lane	-	-	-	-	-	-
44300	70092	EMA Grant Oil Spill	(456,351)	(1,114)	-	-	-	-
44300	70093	Patrol Car Computers JAG 09	-	-	-	-	-	-
44300	70094	EWP CR55 Flowerwood	-	-	-	-	-	-
44300	70096	Public Health Emer.Prepare SNS	-	-	-	-	-	-
44300	70098	Young St Sidewalk SRTS	-	-	-	-	-	-
44300	70100	Training Facility APOST	(79,488)	-	-	-	-	-
44300	70102	Youth Advocate Pgrm FY11 #1	-	-	-	-	-	-
44300	70103	OCCL EMA St Homeland Sec Gra	(4,960)	-	-	-	-	-
44300	70104	OMAL EMA St Homeland Sec Gra	-	-	-	-	-	-
44300	70105	OSHL EMA St Homeland Sec Gra	-	-	-	-	-	-
44300	70107	FY11 Drug Task Force 09-DJ-0	-	-	-	-	-	-
44300	70108	11K ADPH Strategic Nat Stock	(10,997)	-	-	-	-	-
44300	70110	FY10 OCBS ADD ST Homeland Se	-	-	-	-	-	-
44300	70111	FY11 App HAVA Reimb Cty 11	(41,817)	-	-	-	-	-
44300	70140	FY10 Mutual Aid 1971-DR-AL	-	(69,182)	-	-	-	-
44300	99999	Misc. State Grants	-	-	-	-	(325,000)	-
44375		Coastal Area Program Reimb	(20,000)	(20,001)	(20,000)	(25,470)	(35,000)	(35,000)
44710	007	FY14 Flood Event	-	-	-	-	-	-
44720	007	FY14 Flood Event	-	-	-	-	-	-
44800		Payment In Lieu Of Taxes	(75,957)	(70,308)	(75,000)	(52,351)	(75,000)	(75,000)
44880		Federal Grants	-	-	-	-	-	-
44880	006	FEMA 1866 TS Ida - FED	-	-	-	-	-	-
44880	52300	EMPG FY10 Federal Funds	-	-	-	-	-	-
44880	70009	CIAP ADMIN	-	-	-	-	-	-
44880	70011	CIAP Prop Boat Access BC-10	-	-	-	-	-	-
44880	70012	BC-5 Comp Plan Development	-	-	-	-	-	-
44880	70013	BC-1 WetlandWaterway Protect	(621,596)	(154,970)	-	(62,481)	-	-
44880	70015	BC-6 Exotic Plant SpecMgt	-	-	-	-	-	-
44880	70016	BC2-1 Erosion Control Materi	-	-	-	-	-	-

Baldwin County Commission

Fund 00001 General Fund			FY 2016 Budget Detailed Revenues					
Object Act	Sub Act	Description	FY 2012	FY 2013	FY 2014	FY 2015 YTD Aug	FY 2015 Budget	FY 2016 Budget
44880	70017	BC-7 Coastal Dune Restoratio	-	-	-	-	-	-
44880	70018	CIAP CR1 Gum Swamp Pub Acces	-	-	-	-	-	-
44880	70019	BC8 Shoreline/Hab Restoratio	(6,178)	(97,097)	-	-	-	-
44880	70020	BC9 Cont.Real TimeRecord Sta	(63,722)	(105,778)	-	-	-	-
44880	70057	FY08 COPS Tech Grant	-	-	-	-	-	-
44880	70064	FY08 Bullet Proof Vest	-	-	-	-	-	-
44880	70077	BC NOAA Flood ElevationStudy	-	-	-	-	-	-
44880	70078	ERT Body Armor Upgrade	-	-	-	-	-	-
44880	70085	FY09 Bullet Proof Vest	-	-	-	-	-	-
44880	70089	EMPG 9 EMS Addtl Funds	-	-	-	-	-	-
44880	70090	EMPG 09 Additional Funds	-	-	-	-	-	-
44880	70095	FY10 JAG Comm Recon Equipmen	-	-	-	-	-	-
44880	70097	Ft Morgan Save Amer Treasure	-	-	-	-	-	-
44880	70099	COPS Tech Courthouse Securit	(59,775)	(35,095)	-	-	-	-
44880	70101	Bohemian Park Stream Restore	(4,890)	-	-	-	-	-
44880	70106	FY10 Bullet Proof Vests	(2,127)	-	-	-	-	-
44911		City Share Coroner Costs	(19,350)	(17,100)	(20,000)	(23,700)	(20,000)	(25,000)
45100		Circuit Clerk Fees	(276,608)	(252,806)	(295,000)	(218,083)	(275,000)	(245,000)
45105		Offense Reports	-	-	-	-	-	-
45110	01	Expunge Fees Act 2014-292	-	-	-	(700)	-	(500)
45160		RESERVED FUTURE USE	-	-	-	-	-	-
45210		Probate Commission & Fees	(1,942,530)	(2,116,101)	(2,225,000)	(1,732,775)	(2,150,000)	(2,100,000)
45220		Tax Assessor Commission & Fees	(2,279,400)	(2,191,910)	(2,110,000)	(2,255,859)	(2,235,000)	(2,300,000)
45230		Tax Collector Comm & Fees	(2,372,460)	(2,256,105)	(2,175,000)	(2,316,455)	(2,300,000)	(2,350,000)
45240		Lic Inspector Citations & Pen	(66,214)	(76,912)	(75,000)	(72,241)	(75,000)	(80,000)
45290		MH Decal Issuance Fee	(15,960)	(15,791)	(17,000)	(15,256)	(16,000)	(16,000)
45681		Copy Fees	(176)	(3)	(400)	(1,178)	(400)	(500)
45682		Radio Tower Lease Rev.	(10,725)	(9,900)	(9,900)	(8,250)	(9,900)	(9,900)
45690		Zoning Fees	(23,861)	(23,410)	(24,000)	(33,658)	(23,000)	(30,000)
45820		Housing Federal Prisoners	(633,385)	(699,658)	(667,180)	(97,845)	(345,600)	(262,800)
45880		Telephone Reimbursement	(181,978)	(186,091)	(185,000)	(161,016)	(185,000)	(185,000)
45880	01	Tele Reimb District 1	(600)	(600)	-	-	-	-
45880	04	Tele Reimb District 4	-	-	-	-	-	-

Baldwin County Commission

Fund 00001 General Fund

FY 2016 Budget
Detailed Revenues

Object Act	Sub Act	Description	FY 2012	FY 2013	FY 2014	FY 2015 YTD Aug	FY 2015 Budget	FY 2016 Budget
45885		2% Collection Comm	(1,765,787)	(1,878,657)	(1,910,000)	(1,858,302)	(1,975,000)	(2,060,000)
46500		Fines & Forfeitures	(40,198)	(41,016)	(50,000)	(26,120)	(45,000)	(20,000)
47100		Interest	(407,644)	(182,272)	(130,000)	(67,351)	(100,000)	(80,000)
47100	1	Interest - GF Trust	(112,819)	(63,145)	(25,000)	(23,645)	(25,000)	(25,000)
47100	2	Interest - Sales Tax	(10,331)	(993)	(1,000)	(90)	(1,000)	(750)
47210		Rentals of Bldg & Land	(178,944)	(205,707)	(175,000)	(161,572)	(200,000)	(185,000)
47210	01	Rental F'Hope BRAT Hub	(24,000)	(24,000)	(24,000)	(22,000)	(24,000)	(24,000)
47330		Map Sales	(448)	(142)	(100)	(32)	(100)	(100)
47330	01	GIS Data Set Sales	(1,325)	(2,500)	(3,000)	(825)	(3,000)	(1,500)
47330	02	Voter List Sales	-	-	-	(465)	-	-
47701		Donations	(1,544,000)	-	-	-	-	-
47900		Misc Revenue	(508,899)	(411,638)	(853,437)	(534,012)	(741,437)	(828,640)
47900	001	Cattle & Fair Contribution	(15,000)	-	(15,000)	-	-	-
47900	002	Sheriff Reimbursement	(35,868)	(30,966)	(168,340)	(6,592)	(81,011)	(20,000)
47900	003	Audit Services Sales Tax	(926)	(2,695)	-	(9,379)	-	(7,000)
47900	004	NBU Econ Study	(5,000)	-	-	-	-	-
47900	005	BC Econ Alliance Econ Study	(5,000)	-	-	-	-	-
47900	006	BP SETTLEMENT	(6,433,177)	-	-	-	-	-
47900	007	Reg Fees Act 2011-640 Sheriff	(1,609)	(10,041)	(7,500)	(9,594)	(10,000)	(10,500)
47900	008	CIS Services City Foley	-	(53,500)	(107,000)	(89,167)	(107,000)	-
47900	009	BC Emerg Comm Dist Grant	-	-	-	(325,000)	-	(300,000)
47900	010	STOFAL One Spot Program	-	-	-	-	-	-
47900	51015	BP Reimbursement Oil Spill	-	-	-	-	-	-
47900	51987	DHR Maint. Contract	-	-	-	-	-	-
47900	52710	Unsafe/Nuisance removal Rev	-	(5,421)	-	-	-	-
47900	740	CIS Contract Law Library	(18,000)	(18,000)	(18,000)	(3,179)	(18,000)	(7,500)
47901		Sales/Use Tax-NSF Fees	(3,241)	(2,100)	(3,000)	(1,980)	(3,000)	(1,800)
47902		Sales Tax P&I	(46,753)	(34,782)	(50,000)	(50,858)	(50,000)	(50,000)
47905		Insurance Recoveries	(51,617)	(14,601)	(105,000)	(11,555)	(105,000)	(25,000)
47950		Tax Collector Printer Fees	(255,633)	(180,198)	(300,000)	(104,311)	(300,000)	(275,000)
47960		BCSO Recycling Program	-	-	-	-	-	-
47970		Deputy Salary Reimb.	-	-	-	-	(62,200)	(62,600)
47971		BP Lost Rev. Reimbursement	-	-	-	-	-	-

Baldwin County Commission

Fund 00001 General Fund			FY 2016 Budget Detailed Revenues					
Object Act	Sub Act	Description	FY 2012	FY 2013	FY 2014	FY 2015 YTD Aug	FY 2015 Budget	FY 2016 Budget
47972		Reimbursement Fm Probate	(54,330)	-	-	-	-	-
47980		Prisoner Medical Reimbursmt.	(11,386)	(38,001)	(30,000)	(24,623)	(30,000)	(35,000)
49505		Bad Check Fees (Rev Comm)	(400)	(380)	(500)	-	(500)	(207)
Totals		00001 General Fund	(56,748,572)	(48,032,065)	(49,092,679)	(45,364,473)	(50,143,776)	(51,886,353)

Baldwin County Commission

Fund 00001 General Fund			FY 2016 Budget					
			Transfers IN					
Object Act	Sub Act	Description	FY 2012	FY 2013	FY 2014	FY 2015 YTD Aug	FY 2015 Budget	FY 2016 Budget
61100	102	TI From Fund 102	(50,000)	-	(102,176)	(50,000)	(105,000)	(105,000)
61100	106	TI from Fund 106	-	-	-	(62,791)	(62,791)	(60,501)
61100	107	TI From Fund 107	-	-	-	(2,500)	(2,500)	-
61100	111	TI From Fund 111	-	-	-	(4,500)	(4,500)	-
61100	116	TI From Fund 116	(825,000)	-	-	-	-	-
61100	120	TI From Fund 120	(13,411)	-	(14,131)	-	(71,000)	(71,000)
61100	143	TI from Fund 143	-	-	-	-	-	-
61100	144	TI From Fund 144	-	-	-	-	-	-
61100	165	TI From Fund 165	-	-	-	-	-	-
61100	510	TI From Fund 510	(414,900)	-	(372,500)	(345,959)	(377,000)	(377,000)
61100	511	TI from Fund 511	(127,800)	-	(78,300)	(71,775)	(78,300)	(78,300)
61100	716	TI From Fund 716	(5,745)	-	-	-	-	-
61100	721	TI From Fund 721	(296,162)	-	(286,083)	(311,504)	(311,504)	(331,854)
61100	770	TI From Fund 770	(135,300)	-	(10,000)	(10,000)	(10,000)	(8,679)
61100	779	TI From Fund 779	-	-	-	-	-	-
61100	790	TI from Fund 790	(77,880)	-	-	-	-	-
61100	791	TI From Fund 791	(158,116)	-	(245,147)	(463,284)	(448,074)	(449,406)
61200		Proceeds From Sale Of Assets	(35,781)	-	(18,771)	(28,113)	-	(18,000)
61320		Warrant Proceeds	-	-	-	-	-	-
61360		Capital Lease Proceeds	-	-	(618,621)	-	-	-
61800		Other Sources	-	-	-	-	-	-
Totals		00001 General Fund	(2,140,095)	-	(1,745,729)	(1,350,426)	(1,470,669)	(1,499,740)

Baldwin County Commission

Fund 00001 General Fund			FY 2016 Budget Transfers OUT					
Object Act	Sub Act	Description	FY 2012	FY 2013	FY 2014	FY 2015 YTD Aug	FY 2015 Budget	FY 2016 Budget
62100	103	TO to Fund 103	61,363	32,283	75,928	74,466	74,466	87,130
62100	104	TO to Fund 104	100,000	100,000	100,000	100,000	100,000	150,000
62100	105	TO to Fund 105	-	132,895	387,283	118,011	118,011	221,881
62100	106	TO to Fund 106	242,289	240,980	120,396	-	-	-
62100	107	TO to Fund 107	80,000	52,000	482,625	729,921	729,921	1,036,878
62100	108	TO to Fund 108	-	-	-	-	-	-
62100	111	TO to Fund 111	3,684,935	3,343	91,669	-	-	-
62100	116	TO to Fund 116	-	-	-	-	-	-
62100	120	TO to Fund 120	-	10,495	-	-	-	-
62100	140	TO to Fund 140	316,262	319,761	337,462	336,324	336,324	290,700
62100	143	TO to Fund 143	417,179	356,922	590,703	607,865	607,865	641,934
62100	144	TO To Fund 144	913,860	867,776	1,061,208	737,669	737,669	994,913
62100	180	TO to Fund 180	-	45,997	4,948	10,000	10,000	-
62100	240	Transfer Out to Fund 240	-	-	-	-	-	-
62100	280	TO to Fund 280	1,276	15,582	-	-	-	-
62100	304	TO to Fund 304	4,164,870	18,538,448	4,533,109	3,635,798	4,111,677	3,860,944
62100	510	TO to Fund 510	-	-	108,833	-	-	-
62100	511	TO to Fund 511	-	-	-	-	-	-
62100	708	To Fund 708	-	346,942	672,620	605,667	605,667	610,954
62100	716	TO to Fund 716	(125)	-	-	-	-	-
62100	770	TO to Fund 770	-	-	-	-	-	-
62100	785	TO to Fund 785	2,544	-	-	-	-	-
62100	786	TO to Fund 786	-	-	-	-	-	-
62100	790	TO to Fund 790	-	-	-	-	-	-
62100	792	TO to Fund 792	91,000	-	-	-	-	-
62101	107	TO Cig Tax - Wilderness	259,065	256,947	254,386	217,634	261,000	230,295
62102	105	TO Cig Tax - JDC	128,587	126,327	125,037	106,972	195,000	130,000
62103	105	TO Act2004-545 JuvDetention	-	-	-	-	-	-
62103	107	TO Act2004-545 Wilderness	-	-	-	-	-	-
Totals		00001 General Fund	10,463,105	21,446,697	8,946,207	7,280,327	7,887,600	8,255,629

Baldwin County Commission

FY 2016 Budget

Detailed Expenditures

Fund 00001 General Fund
 Dept 51100 County Commission

Object Act	Sub Act	Description	FY 2012	FY 2013	FY 2014	FY 2015 YTD Aug	FY 2015 Budget	FY 2016 Budget
5105		Car Allowance	-	-	-	-	-	-
5106		Longevity	-	-	-	-	-	-
5111		Commission Salaries	133,000	133,000	132,914	127,250	177,640	139,400
5114	01	BP Spill Labor/Benifits	-	-	-	-	-	-
5121		Retirement	5,284	5,343	5,657	3,864	8,157	8,572
5121	02	Retirement Tier II	-	-	407	1,889	-	-
5122		Health Insurance	36,643	34,760	28,645	21,673	25,419	24,343
5123		Life Insurance	173	173	169	158	228	228
5124		Social Security	8,700	8,786	9,052	9,023	13,590	10,663
5125		Workman's Comp	411	454	406	3,473	4,104	2,684
5126		Unemployment insurance	-	-	-	-	-	-
5129		Disability	-	-	-	-	411	-
5170		Training	-	-	-	7	-	-
5170	1	Dist 1 Training	-	-	210	-	1,000	1,000
5170	2	Dist 2 Training	-	-	210	150	400	1,000
5170	3	Dist 3 Training	570	324	(73)	1,000	1,000	1,000
5170	4	Dist 4 Training	190	-	-	-	1,000	1,000
5212		Gas & Oil	3	-	474	-	-	-
5212	1	Dist 1 Gas & Oil	2,215	2,172	2,169	917	2,200	1,550
5212	2	Dist 2 Gas & Oil	-	-	-	659	500	1,550
5212	3	Dist 3 Gas & Oil	-	-	-	-	-	-
5212	4	Dist 4 Gas & Oil	1,920	2,263	2,114	1,429	2,200	1,550
5215	1	Dist 1 Tires	660	-	657	-	750	1,000
5215	2	Dist 2 Tires	-	-	-	-	-	1,000
5215	3	Dist 3 Tires	-	-	-	-	-	-
5215	4	Dist 4 Tires	30	47	54	862	750	1,000
5234		Repairs & Maint: Auto	-	-	-	-	-	-
5234	1	Dist 1 Auto Repairs	22	19	19	512	1,000	-
5234	2	Dist 2 Auto Repairs	-	-	-	1,780	-	-
5234	3	Dist 3 Auto Repairs	-	-	-	-	-	-
5234	4	Dist 4 Auto Repairs	-	150	-	1,751	1,000	-
5251	1	Dist 1 Telephone	851	1,085	215	178	1,000	1,000
5251	2	Dist 2 Telephone	677	418	255	727	800	1,000

Baldwin County Commission

FY 2016 Budget

Detailed Expenditures

Fund	00001	General Fund						
Dept	51100	County Commission						
Object Act	Sub Act	Description	FY 2012	FY 2013	FY 2014	FY 2015 YTD Aug	FY 2015 Budget	FY 2016 Budget
5251	3	Dist 3 Telephone	626	566	611	405	1,000	1,000
5251	4	Dist 4 Telephone	804	1,103	1,602	1,318	1,000	1,000
5260		Out of Town Travel	-	-	-	-	-	-
5260	1	Dist 1 Out of Town Travel	-	-	665	-	15,000	15,000
5260	2	Dist 2 Out of Town Travel	396	72	2,622	8,737	7,000	15,000
5260	3	Dist 3 Out of Town Travel	6,606	9,388	11,964	7,272	15,000	15,000
5260	4	Dist 4 Out of Town Travel	4,016	3,166	2,180	288	15,000	15,000
5262	2	Dist 2 Mileage	1,332	3,534	3,667	4,316	3,000	-
5262	3	Dist 3 Mileage	4,198	5,439	6,241	3,403	5,000	5,000
5272		Auto Insurance	388	382	344	182	-	-
5272	1	Dist 1 Auto Insurnace	-	-	-	-	215	500
5272	2	Dist 2 Auto Insurnace	-	-	-	-	110	500
5272	3	Dist 3 Auto Insurnace	-	-	-	-	-	-
5272	4	Dist 4 Auto Insurnace	-	-	-	-	215	500
5278		Insurance Deductible	-	-	-	-	-	-
5407	02	Vehicle License	-	-	-	1	-	-
5499		Other Misc Expenses	-	-	-	-	-	-
5500		Capital Outlay	-	-	-	-	-	-
5500	2	Dist 2 Capital Outl	-	-	-	30,000	30,000	-
5500	4	Dist 4 Capital Outl	-	-	-	-	-	-
5500	8	Live Oak Landing Donation	1,544,000	-	-	-	-	-
Totals		51100 County Commission	\$ 1,753,714	\$ 212,643	\$ 213,451	\$ 233,226	\$ 335,689	\$ 268,040

Baldwin County Commission

Fund 00001 General Fund			FY 2016 Budget					
Dept 51101 Telephone System			Detailed Expenditures					
Object Act	Sub Act	Description	FY 2012	FY 2013	FY 2014	FY 2015 YTD Aug	FY 2015 Budget	FY 2016 Budget
5121		Retirement	-	-	-	-	-	-
5122		Health Insurance	-	-	-	-	-	-
5123		Life Insurance	-	-	-	-	-	-
5124		Social Security	-	-	-	-	-	-
5125		Workman's Comp	-	-	-	-	-	-
5126		Unemployment insurance	-	-	-	-	-	-
5150		Contract Services	-	-	18,400	9,000	-	-
5229		Telephone	(687,065)	(695,188)	(704,168)	(649,217)	(695,000)	(702,772)
5229	01	System Charges	155,317	155,618	213,314	97,014	160,000	200,000
5229	02	Telephone Company Charges	139,195	129,023	123,243	110,850	135,000	135,300
5229	03	Long Distance Charges	18,483	17,968	18,048	17,098	17,000	10,000
5229	04	Other Charges	75,347	73,752	71,573	67,942	73,000	86,750
5229	05	Reimbursable Items	9,690	-	0	-	-	-
5251		Misc. Telephone Charges	2,124	2,120	2,124	1,947	2,500	2,124
5500		Capital	1,946	18,000	-	131,753	134,000	107,500
Totals		51101 Telephone System	\$ (284,963)	\$ (298,708)	\$ (257,466)	\$ (213,613)	\$ (173,500)	\$ (161,098)

Baldwin County Commission

FY 2016 Budget

Detailed Expenditures

Fund 00001 General Fund
 Dept 51102 Copy & Mail Department

Object Act	Sub Act	Description	FY 2012	FY 2013	FY 2014	FY 2015 YTD Aug	FY 2015 Budget	FY 2016 Budget
5211		Office Supplies	1,835	1,056	1,613	1,622	2,000	2,454
5219		Misc. Supplies	-	-	-	-	-	-
5229		Mail Machine Rental	9,738	10,840	11,942	9,880	9,740	10,028
5251		Telephone	768	768	768	704	768	768
Totals		51102 Copy & Mail Department	\$ 12,341	\$ 12,664	\$ 14,323	\$ 12,206	\$ 12,508	\$ 13,250

Baldwin County Commission

Fund 00001 General Fund			FY 2016 Budget					
Dept 51103 Enterprise Technology Projects			Detailed Expenditures					
Object Act	Sub Act	Description	FY 2012	FY 2013	FY 2014	FY 2015 YTD Aug	FY 2015 Budget	FY 2016 Budget
5121		Retirement	-	-	-	-	-	-
5122		Health Insurance	-	-	-	-	-	-
5123		Life Insurance	-	-	-	-	-	-
5124		Social Security	-	-	-	-	-	-
5125		Workers Comp	-	-	-	-	-	-
5126		Unemployment Insurance	-	-	-	-	-	-
5129		Disability	-	-	-	-	-	-
5150		Contract Services	64,043	45,546	126,442	48,234	46,000	42,832
5150	99	Temporary Labor	-	-	-	-	-	-
5170		Training	-	-	-	-	-	-
5219	001	Small Equipment	-	-	-	-	-	-
5235		Computer & Maintenance	(5,490)	-	-	-	-	-
5260		Travel	-	-	-	-	-	-
5500		Capital	9,062	13,770	-	-	-	-
5580		Computer Equipment	-	-	-	-	-	-
5580	1	AS 400 Upgrade	-	-	2,208	321,514	-	-
Totals		51103 Enterprise Technology Projects	\$ 67,615	\$ 59,316	\$ 128,650	\$ 369,747	\$ 46,000	\$ 42,832

Baldwin County Commission

FY 2016 Budget

Detailed Expenditures

Fund	00001	General Fund						
Dept	51104	Statutory Appropriations						
Object Act	Sub Act	Description	FY 2012	FY 2013	FY 2014	FY 2015 YTD Aug	FY 2015 Budget	FY 2016 Budget
5300		Library Service 1/2 Video TX	18,630	25,608	29,698	19,699	42,500	42,500
5301		Literacy Councils 1/2 Video	18,630	25,608	16,712	9,314	8,500	8,500
5310		North Bald Sheriff S & R	26,970	26,634	26,764	23,011	26,666	26,666
5311		Lower AL Search & Rescue	26,970	26,634	26,764	23,011	26,666	26,666
5312		Daphne Search & Rescue	26,970	26,634	26,764	23,011	26,666	26,666
5313		SW Alabama Abuse Network	40,000	40,000	40,000	30,322	40,000	40,000
5320		BC Sheriff's BoysGirls Ranch	24,356	25,475	25,543	21,408	25,500	25,500
5330		District Attorney Tobacco Tax	5,211	10,688	13,047	-	4,950	2,000
5340		Reg Fees Act 2011-640 Sheriff	-	11,160	10,466	9,058	10,000	10,000
Totals		51104 Statutory Appropriations	\$ 187,737	\$ 218,441	\$ 215,759	\$ 158,833	\$ 211,448	\$ 208,498

Baldwin County Commission

Fund 00001 General Fund			FY 2016 Budget					
Dept 51105 Commission Contingency			Detailed Expenditures					
Object Act	Sub Act	Description	FY 2012	FY 2013	FY 2014	FY 2015 YTD Aug	FY 2015 Budget	FY 2016 Budget
5154		Legal Service	-	-	-	-	-	-
5290		General Contingency	63,490	29,231	4,016	25,692	60,000	50,000
5290	05001	Dist 1 Contingency	-	-	-	-	-	-
5290	05002	Dist 2 Contingency	-	-	-	-	-	-
5290	05003	Dist 3 Contingency	-	-	-	-	-	-
5290	05004	Dist 4 Contingency	-	-	-	-	-	-
5293		Match for BOE Projects	-	-	-	-	-	-
5296		Econ. Development Projects	(1,174,923)	-	-	-	-	-
5296	96001	Reserve for Grant Match	11,500	-	225	873	15,000	15,000
Totals		51105 Commission Contingency	\$ (1,099,933)	\$ 29,231	\$ 4,241	\$ 26,565	\$ 75,000	\$ 65,000

Baldwin County Commission

Fund 00001 General Fund			FY 2016 Budget					
Dept 51125 Administrator & Central Adm			Detailed Expenditures					
Object Act	Sub Act	Description	FY 2012	FY 2013	FY 2014	FY 2015 YTD Aug	FY 2015 Budget	FY 2016 Budget
5103		Overtime	2,483	4,016	5,705	2,523	4,000	4,000
5105		Car Allowance	-	-	-	-	-	-
5106		Longevity	5,500	4,500	4,500	4,500	4,500	2,500
5113		Salaries	376,276	276,000	258,049	175,526	280,723	217,128
5114		Grant Support/Salary Offset	-	-	-	-	-	-
5114	01	BP Spill Labor/Benefits	-	-	-	-	-	-
5114	02	Hurr Isaac Labor/Benefits	(653)	-	-	-	-	-
5121		Retirement	17,789	14,613	18,638	9,305	19,197	13,599
5121	01	Administrator's ICMA	-	-	-	-	-	-
5121	02	Retirement Tier II	-	-	-	835	-	-
5122		Health Insurance	52,540	46,933	45,555	32,426	44,752	53,480
5123		Life Insurance	295	238	221	149	285	399
5124		Social Security	26,844	18,932	17,913	12,207	23,655	17,108
5125		Workers Comp	1,176	987	778	818	1,023	615
5126		Unemployment Insurance	-	-	-	-	542	390
5129		Disability	1,192	-	-	290	695	502
5150		Contract Services	2,381	2,540	356	54	2,500	-
5150	01	Videoring Comm Meetings	75,231	60,896	68,876	47,015	60,000	55,000
5150	011	Video Productions/Documentar	4,093	2,840	2,870	-	7,000	3,000
5150	012	Other Video Expenses	-	-	-	-	-	-
5150	013	Video Prod BOE Meetings	-	-	-	-	-	-
5150	02	Court Reporter for W Shops	20,832	31,127	23,699	11,006	31,000	25,000
5150	99	Temporary Labor	15,834	5,594	81,770	7,968	7,970	-
5153		Pest Control	142	136	136	136	150	130
5154		Legal Services	-	-	-	-	-	-
5156		Employee Drug Test	538	45	150	178	750	500
5163		Data Processing	-	-	-	-	-	-
5165		Engineering Services	-	-	-	-	-	-
5170		Training	185	1,327	266	1,397	1,500	1,500
5171		Dues	17,844	18,300	18,638	18,099	18,100	18,100
5211		Office Supplies	7,334	16,522	9,353	12,282	10,000	10,500
5211	1	Office/Computer Equipment	1,941	193	-	738	3,000	3,000
5211	2	Video Equipment	-	781	-	-	-	-

Baldwin County Commission

Fund		00001 General Fund		FY 2016 Budget				
Dept		51125 Administrator & Central Adm		Detailed Expenditures				
Object Act	Sub Act	Description	FY 2012	FY 2013	FY 2014	FY 2015 YTD Aug	FY 2015 Budget	FY 2016 Budget
5212		Gas and Oil	1,790	2,853	2,337	724	2,799	700
5219		Misc. Supplies	1,108	3,612	2,848	2,340	2,660	2,500
5221		Building Rental	-	-	-	-	-	-
5221	01	Fairhope BRAT HUB	24,000	24,000	24,000	24,000	24,000	24,000
5223		Copy Machine Rental	7,934	10,812	6,832	5,999	11,200	10,000
5227		Office Equipment Rental	8	8	8	8	500	500
5231		Building Repairs & Maint	6,676	6,803	6,944	24,872	17,500	17,500
5233		Office Eqmt. Repair & Maint.	-	-	-	-	500	-
5234		Repair & Mt Motor Veh	3,899	1,600	1,059	186	3,007	1,000
5235		Computer & Software Maint.	4,246	4,771	6,788	19,501	16,000	22,000
5235	001	Computer Support Services	-	-	-	-	-	51,887
5251		Telephone	36,190	37,037	36,733	33,479	40,000	40,000
5252		Postage	10,533	10,761	10,986	10,483	11,000	11,000
5253		Advertising	1,814	2,885	6,196	1,800	3,000	3,000
5260		Travel	701	2,049	83	801	4,000	3,000
5260	89	Taxable Meals	30	30	-	60	150	100
5272		Motor Veh Insurance	165	-	-	-	185	-
5273		Surety Bonds	171	100	487	2,621	2,550	2,550
5407		Title	-	-	-	-	-	-
5409		Subscriptions	-	-	-	-	-	-
5410		Books	30	-	-	-	-	-
5499		Misc Other Current Expenses	2,948	2,998	1,437	-	1,500	-
5500		Capital	12,961	-	-	-	-	-
Totals		51125 Administrator & Central Adm	\$ 745,002	\$ 616,837	\$ 664,212	\$ 464,325	\$ 661,893	\$ 616,188

Baldwin County Commission

FY 2016 Budget

Detailed Expenditures

Fund	00001	General Fund								
Dept	51200	Court System; Fed. & State								
Object Act	Sub Act	Description	FY 2012	FY 2013	FY 2014	FY 2015 YTD Aug	FY 2015 Budget	FY 2016 Budget		
5112		Expense Allowance	4,600	4,600	4,600	4,217	4,600	4,600		
Totals		51200 Court System; Fed. & State	\$ 4,600	\$ 4,600	\$ 4,600	\$ 4,217	\$ 4,600	\$ 4,600		

Baldwin County Commission

Fund 00001 General Fund			FY 2016 Budget					
Dept 51220 Circuit Court			Detailed Expenditures					
Object Act	Sub Act	Description	FY 2012	FY 2013	FY 2014	FY 2015 YTD Aug	FY 2015 Budget	FY 2016 Budget
5111		Salaries	33,131	44,052	13,967	22,222	24,900	24,900
5113		Salaries: Staff	-	-	-	-	-	-
5121		Retirement	-	-	-	-	-	-
5123		Life Insurance	-	-	-	-	-	-
5124		Social Security	2,535	3,370	1,068	1,700	1,904	1,904
5125		Workers Comp	-	-	-	-	-	-
5126		Unemployment	-	-	-	-	-	-
5129		Disability	2	-	-	-	-	-
5231		Building Repairs & Maint	-	-	-	-	-	-
5235	001	Computer Support Services	-	-	-	-	-	2,965
5251		Telephone	66,382	62,845	58,857	54,481	61,500	60,000
5252		Postage	6,719	(6,719)	0	8,722	-	-
5252	01	Passports	153	(153)	0	187	-	-
Totals		51220 Circuit Court	\$ 108,922	\$ 103,394	\$ 73,892	\$ 87,312	\$ 88,304	\$ 89,769

Baldwin County Commission

FY 2016 Budget

Detailed Expenditures

Fund	00001	General Fund						
Dept	51230	District Court						
Object Act	Sub Act	Description	FY 2012	FY 2013	FY 2014	FY 2015 YTD Aug	FY 2015 Budget	FY 2016 Budget
5121		Retirement	-	-	-	-	-	-
5124		Social Security	-	-	-	-	-	-
5125		Workman's Comp	-	-	-	-	-	-
5126		Unemployment	-	-	-	-	-	-
5231		Building Repairs & Maint	-	-	10	12	-	-
5251		Telephone	13,416	13,416	13,416	12,298	12,500	12,750
Totals		51230 District Court	\$ 13,416	\$ 13,416	\$ 13,426	\$ 12,310	\$ 12,500	\$ 12,750

Baldwin County Commission

Fund		00001 General Fund		FY 2016 Budget				
Dept		51260 District Attorney		Detailed Expenditures				
Object Act	Sub Act	Description	FY 2012	FY 2013	FY 2014	FY 2015 YTD Aug	FY 2015 Budget	FY 2016 Budget
5124		Social Security	-	-	-	-	-	-
5125		WORKMANS COMP	-	-	-	-	-	-
5126		Unemployment	-	-	-	-	-	-
5153		Pest Control	162	156	156	195	160	180
5211		Office Supplies	-	108	-	-	-	-
5211	1	Office/Computer Equip	-	-	-	-	-	-
5212		Gas	47,845	43,445	41,574	30,418	45,000	28,000
5231		Building Repair	1,258	1,635	2,181	3,027	3,000	2,500
5235	001	Computer Support Services	-	-	-	-	-	2,156
5251		Telephone	71,276	72,601	75,944	69,849	75,000	75,000
5252		Postage	0	-	-	-	150	-
5291		DA Appr Act 2000-344	150,580	150,580	150,580	150,580	150,580	150,580
Totals		51260 District Attorney	\$ 271,122	\$ 268,525	\$ 270,435	\$ 254,069	\$ 273,890	\$ 258,416

Baldwin County Commission

FY 2016 Budget

Detailed Expenditures

Fund	00001	General Fund						
Dept	51300	Probate Judge						
Object Act	Sub Act	Description	FY 2012	FY 2013	FY 2014	FY 2015 YTD Aug	FY 2015 Budget	FY 2016 Budget
5103		Overtime	40,975	30,548	37,527	38,474	45,000	40,000
5105		Car Allowance	95	(95)	-	-	-	-
5106		Longevity	27,000	30,500	34,000	36,000	36,000	40,500
5113		Salaries	2,029,604	1,946,472	2,052,364	1,920,856	2,221,049	2,301,280
5114	02	Hurr Isaac Labor/Benefits	(409)	-	-	-	-	-
5121		Retirement	98,561	96,539	127,953	106,122	142,446	143,986
5121	02	Retirement Tier II	-	998	4,178	7,800	-	-
5122		Health Insurance	332,327	318,871	338,534	289,115	338,999	411,519
5123		Life Insurance	2,489	2,367	2,486	2,072	3,306	3,363
5124		Social Security	147,710	140,790	148,777	139,836	175,723	182,205
5125		Workers Comp	8,475	9,357	8,136	8,111	10,018	8,595
5126		Unemployment Insurance	1,590	-	-	1,325	3,997	4,143
5129		Disability	7,829	-	-	3,203	5,136	5,321
5140		Compensated Absences	-	-	-	-	-	-
5150		Contract Services	80,648	94,659	82,755	94,018	105,000	110,000
5150	1	CIS Contract Services	-	-	-	-	-	-
5150	99	Temporary Labor	46,891	84,326	30,155	7,904	44,000	26,236
5153		Pest Control	129	96	96	96	100	90
5156		DRUG TESTING	1,265	1,174	762	927	1,500	1,080
5163		Data Processing	436	399	436	399	150	316
5170		Training	2,255	2,718	2,401	1,881	750	1,792
5171		Dues	750	750	888	750	1,100	1,500
5211		Office Supplies	65,644	63,192	59,964	58,766	73,000	73,000
5211	1	Sm Office/Comp Eqpt	139	2,169	-	-	17,000	7,082
5212		Gas & Oil	5,014	5,039	4,948	2,839	5,000	3,519
5215		Tires	-	47	90	-	700	1,000
5219		Misc. Supplies	948	915	1,547	1,139	3,634	2,155
5221		Building Rental	-	-	-	-	-	-
5223		Copy Machine Rental	26,494	24,755	26,692	19,823	20,000	21,617
5231		Building Repairs & Maint	2,741	4,613	12,244	17,294	12,500	22,267
5233		Office Eqmt. Repair & Maint.	1,214	455	-	-	1,000	417
5234		Repairs & Maint. M. V.	462	-	183	348	750	750
5235		Computer & Software Maint	14,785	8,050	29,723	5,262	15,000	15,000

Baldwin County Commission

Fund		00001 General Fund		FY 2016 Budget				
Dept		51300 Probate Judge		Detailed Expenditures				
Object Act	Sub Act	Description	FY 2012	FY 2013	FY 2014	FY 2015 YTD Aug	FY 2015 Budget	FY 2016 Budget
5235	001	Computer Support Services	-	-	-	-	-	53,649
5240		Utilities	-	-	-	-	-	-
5240	01	Electricity	-	-	-	-	-	-
5251		Telephone	56,312	57,049	60,548	54,390	52,000	56,482
5252		Postage	102,386	158,775	187,324	115,399	120,000	120,000
5253		Advertising	-	317	10	-	500	500
5260		Travel	8,779	9,641	9,731	10,960	10,000	11,184
5260	89	Taxable Meals	-	45	270	-	-	-
5270		Insurance	-	-	-	-	-	-
5272		Insurance: M. V.	542	1,171	2,021	1,215	217	1,215
5273		Surety Bonds	3,483	10,955	5,739	729	10,984	5,102
5290		Reserve	1,883	2,631	6,791	6,050	27,500	30,000
5407		Tags	4	1	1	-	-	-
5409		Subscriptions	27	-	57	-	500	500
5499		Misc Expenditure	-	-	121	2	1,000	1,000
5500	01	Auto	54,330	-	-	-	-	-
5540		Other Equip & Furniture	-	-	-	-	-	-
5580		Computer Equipment	-	-	-	-	-	-
Totals		51300 Probate Judge	\$ 3,173,805	\$ 3,110,290	\$ 3,279,447	\$ 2,953,104	\$ 3,505,559	\$ 3,708,365

Baldwin County Commission

Fund		00001 General Fund		FY 2016 Budget				
Dept		51555 General Fund Building Costs		Detailed Expenditures				
Object Act	Sub Act	Description	FY 2012	FY 2013	FY 2014	FY 2015 YTD Aug	FY 2015 Budget	FY 2016 Budget
5241	101	Electric Annex 1 BM	8,167	7,298	7,001	6,639	8,100	6,789
5241	102	Electric Annex 2 BM	24,164	23,731	22,943	21,444	23,500	22,681
5241	103	Electric Annex 3 BM	6,414	6,554	5,864	5,213	6,400	5,586
5241	105	Electric Annex 5 BM	61,600	59,593	62,684	56,137	60,000	58,989
5241	106	Electric Annex 6 BM	15,390	15,186	18,005	16,969	15,200	16,170
5241	107	Electric Revenue BM	53,293	51,497	49,774	48,724	53,000	51,435
5241	107A	Electric Reappraisal	(39,969)	(38,622)	(37,331)	(36,543)	(50,000)	(42,847)
5241	109	Electric Courthouse BM	135,149	139,571	150,431	134,701	135,000	138,812
5241	110	Electric Admin BM	29,592	23,638	22,496	22,862	28,500	25,792
5241	111	Electric Archives BM	13,977	14,661	16,619	16,413	13,500	15,882
5241	112	Electric Level II Shelter BM	5,759	4,845	4,693	4,252	5,500	4,900
5241	113	Electric Bd of Ed BM	30,819	29,906	31,802	30,674	30,000	31,895
5241	114	Electric Accounts Pay BM	3,035	2,858	2,852	2,544	3,100	2,761
5241	116	Electric Sheriff Office BM	9,101	8,936	10,741	10,423	8,600	10,159
5241	117	Electric Sheriff Fin Off BM	6,218	6,387	6,537	6,158	6,000	6,086
5241	119	Electric Jail BM	145,441	141,223	140,594	130,734	145,000	135,543
5241	120	Electric Sheriff Maint BM	3,518	2,614	1,864	1,269	3,500	2,376
5241	126	Electric Building Maint.	4,710	4,478	5,051	4,404	5,500	5,201
5241	127	Electric BCSO Storage	9,794	7,175	5,791	5,238	9,700	7,227
5241	128	Electric Auburn Ext	9,229	7,966	8,396	7,645	9,200	8,481
5241	129	Electric BCSO Admin	11,467	10,748	11,169	10,189	11,300	10,718
5241	130	Electric Jail 2	71,531	71,567	72,447	68,980	71,000	69,064
5241	131	Electric DA	12,881	13,947	14,049	12,249	12,500	12,825
5241	201	Electric FHope Sat Courthou	88,801	98,916	94,374	81,094	100,000	91,167
5241	301	Electric Central Annex RDale	94,495	92,643	99,272	71,615	94,000	83,643
5241	302	Electric Cent Annex II RDale	116,377	124,024	141,693	137,118	125,000	138,523
5241	303	Electric EMA	39,162	40,312	44,673	40,765	40,000	42,229
5241	304	Electric Sheriff Bldg RDale	11,450	15,397	18,743	17,992	13,500	17,057
5241	305	Electric Huey Mack Bldg	2,930	3,004	3,604	3,541	3,000	3,384
5241	401	Electric Foley Sat Courthous	94,916	98,630	110,938	97,527	98,000	103,102
5242	101	Gas Annex 1 BM	1,986	2,689	3,891	3,549	2,700	4,250
5242	103	Gas Annex 3 BM	983	1,147	2,036	1,732	1,200	2,064
5242	104	Gas Annex 4 BM	642	595	692	934	650	732
5242	107	Gas Revenue BM	3,361	4,061	3,799	3,635	4,000	4,988
5242	107A	Gas Reappraisal	(2,521)	(3,046)	(2,849)	(2,726)	(3,500)	(3,948)
5242	109	Gas Courthouse BM	15,969	34,136	37,199	38,198	30,000	39,617

Baldwin County Commission

Fund		00001 General Fund		FY 2016 Budget				
Dept		51555 General Fund Building Costs		Detailed Expenditures				
Object Act	Sub Act	Description	FY 2012	FY 2013	FY 2014	FY 2015 YTD Aug	FY 2015 Budget	FY 2016 Budget
5242	110	Gas Admin BM	1,117	2,186	3,721	5,944	2,500	6,636
5242	111	Gas Archives BM	551	591	728	613	600	613
5242	112	Gas Level II Shelter BM	569	520	601	539	600	586
5242	114	Gas Accounts Pay BM	242	367	657	444	400	595
5242	119	Gas Jail BM	98,687	103,909	107,980	101,194	95,900	111,445
5242	122	Gas Sheriff Garage BM	1,439	1,177	1,704	1,551	1,500	2,127
5242	123	Gas JPO Bldg BM	-	-	-	-	-	-
5242	128	Gas Auburn Ext.	390	889	1,245	855	400	1,014
5242	201	Gas FHope Sat Courthouse	12,699	20,410	17,065	17,173	16,000	19,232
5242	301	Gas Central Annex RDale	25,009	23,965	24,966	23,682	25,500	26,601
5242	302	Gas Central Annex II RDale	4,619	3,902	3,827	3,577	4,000	3,971
5242	303	Gas EMA	675	881	806	984	660	692
5242	304	Gas Sheriff Bldg RDale	527	2,782	3,693	3,234	500	3,075
5242	305	Gas Huey Mack Bldg	145	186	187	194	140	184
5242	401	Gas Foley Sat Courthouse	371	496	383	412	400	445
5243	101	Water Sewer Annex 1 BM	392	342	428	379	400	430
5243	103	Water Sewer Annex 3 BM	524	475	584	535	530	573
5243	104	Water Sewer Annex 4 BM	533	482	1,081	1,129	510	964
5243	106	Water Sewer Annex 6 BM	854	812	1,176	1,236	900	1,144
5243	107	Water Sewer Revenue BM	3,258	1,699	4,256	2,716	1,500	2,770
5243	107A	Water Reappraisal	(2,443)	(1,172)	(3,192)	(2,037)	(3,200)	(2,941)
5243	108	Water Sewer District Atty BM	660	617	683	665	650	713
5243	109	Water Sewer Courthouse BM	9,962	8,448	6,634	10,467	9,600	11,609
5243	110	Water Sewer Admin BM	4,358	4,929	3,034	2,266	4,100	3,595
5243	111	Water Sewer Archives BM	1,817	1,134	676	885	2,000	1,438
5243	112	Water Sewer Level II Shelter	348	297	326	421	350	457
5243	114	Water Sewer Accounts Pay BM	325	297	324	324	324	351
5243	116	Water Sewer Sheriff Off. BM	4,769	1,351	2,126	706	2,000	1,205
5243	117	Water Sewer Sheriff Fin BM	-	-	-	-	-	-
5243	119	Water sewer Jail BM	123,072	119,254	120,693	111,148	126,000	124,875
5243	120	Water Sewer Sheriff Maint BM	1,776	740	529	485	1,300	894
5243	122	Water Sewer Sherf Garage BM	1,001	1,370	2,989	855	1,000	1,032
5243	126	Water Sewer Bldg Maint.	724	391	568	573	430	657
5243	128	Water Sewer Auburn Ext.	989	814	133	300	840	593
5243	201	Water Sewer FHope Courthouse	4,339	7,012	5,489	8,556	5,000	5,470
5243	301	Water Sewer Central Annex RD	1,770	1,751	1,825	1,735	1,800	1,825
5243	302	Water Sewer Cent Annex II RD	3,185	2,499	2,493	2,321	2,800	2,675

Baldwin County Commission

Fund		00001 General Fund		FY 2016 Budget				
Dept		51555 General Fund Building Costs		Detailed Expenditures				
Object Act	Sub Act	Description	FY 2012	FY 2013	FY 2014	FY 2015 YTD Aug	FY 2015 Budget	FY 2016 Budget
5243	303	Water Sewer EMA	914	994	990	1,853	850	1,552
5243	304	Water Sewer Sheriff Bldg RDa	2,381	2,607	2,815	2,883	1,850	2,445
5243	305	Water Sewer Huey Mack Bldg	357	358	370	367	340	369
5243	401	Water Sewer Foley Sat Courth	3,227	3,416	3,610	3,705	3,225	3,664
5244	101	Garbage Annex 1 BM	1,223	1,117	1,382	1,397	1,200	1,432
5244	103	Garbage Annex 3 BM	1,223	1,119	1,387	698	1,200	1,198
5244	104	Garbage Annex 4 BM	1,238	1,135	1,416	1,435	1,200	1,462
5244	107	Garbage Revenue BM	866	900	1,065	1,112	900	1,095
5244	107A	Garbage Reappraisal	(649)	(675)	(799)	(834)	(650)	(812)
5244	109	Garbage Courthouse BM	3,480	3,202	3,711	2,447	3,200	3,290
5244	110	Garbage Admin BM	1,216	1,114	1,386	1,589	1,200	1,438
5244	111	Garbage Archives BM	480	440	546	506	480	522
5244	112	Garbage Level II Shelter BM	480	442	548	514	480	526
5244	114	Garbage Accounts Pay BM	1,214	1,114	1,379	1,397	1,200	1,435
5244	115	Garbage Bldg Maint BM	-	-	-	61	-	-
5244	119	Garbage Jail BM	7,104	9,666	16,262	9,097	9,000	9,236
5244	120	Garbage Sheriff Maint BM	468	480	550	510	470	568
5244	122	Garbage Sheriff Garage BM	868	913	1,065	1,059	650	997
5244	126	Garbage Bldg Maint.	436	730	1,070	994	500	930
5244	128	Garbage Auburn Ext.	468	481	599	462	500	576
5244	201	Garbage FHope Courthouse	682	900	900	825	650	797
5244	301	Garbage Central Annex RDale	2,847	-	-	-	2,800	1,167
5244	302	Gabage Central Annex II RDal	2,071	638	502	167	2,000	999
5244	303	Garbage EMA	1,485	597	390	325	1,000	645
5244	304	Garbage Sheriff Bldg RDale	1,350	338	-	-	700	292
5244	305	Garbage Huey Mack Bldg	390	390	390	358	400	395
5244	401	Garbage Foley Sat Courthouse	1,233	1,143	1,233	1,130	1,250	1,241
5270	101	Insurance Annex 1 BM	6,967	6,450	2,947	2,460	6,840	2,460
5270	102	Insurance Annex 2 BM	6,485	6,428	5,909	5,091	6,943	5,091
5270	103	Insurance Annex 3 BM	1,416	1,401	1,319	1,100	1,485	1,100
5270	104	Insurance Annex 4 BM	4,189	4,189	3,476	3,441	4,863	3,441
5270	105	Insurance Annex 5 BM	6,513	6,446	6,037	5,069	6,862	5,069
5270	106	Insurance Annex 6 BM	7,528	7,447	7,010	5,845	7,895	5,845
5270	107	Insurance Revenue BM	19,502	19,296	18,132	15,154	20,485	15,154
5270	108	Insurance District Atty BM	4,509	4,461	4,197	3,501	4,732	3,501
5270	109	Insurance Courthouse BM	59,160	58,528	55,062	45,941	62,074	45,941
5270	110	Insurance Admin BM	13,166	13,026	12,245	10,227	13,824	10,227

Baldwin County Commission

Fund 00001 General Fund			FY 2016 Budget					
Dept 51555 General Fund Building Costs			Detailed Expenditures					
Object Act	Sub Act	Description	FY 2012	FY 2013	FY 2014	FY 2015 YTD Aug	FY 2015 Budget	FY 2016 Budget
5270	111	Insurance Archives BM	6,715	6,643	6,253	5,214	7,043	5,214
5270	112	Insurance Level II ShelterBM	3,482	3,444	3,242	2,703	3,651	2,703
5270	113	Insurance Bd of Ed BM	7,946	7,862	7,386	6,173	8,347	6,173
5270	114	Insurance Accounts Pay BM	971	960	904	754	1,018	754
5270	115	Insurance Bldg Maint BM	1,383	1,368	1,288	1,073	1,450	1,073
5270	116	Insurance Sheriff Office BM	2,158	2,135	2,006	1,678	2,267	1,678
5270	117	Insurance Sheriff Fin Off BM	2,148	2,125	2,000	1,667	2,253	1,667
5270	118	Insurance Mill Crk Fac BM	890	881	829	691	934	691
5270	119	Insurance Jail BM	92,318	91,327	85,966	73,468	96,819	73,468
5270	120	Insurance Sheriff Maint BM	582	576	542	452	611	452
5270	121	Insurance Comm Correct BM	185	184	160	149	207	149
5270	122	Insurance Sheriff Garage BM	2,481	2,450	2,333	2,047	2,617	2,047
5270	123	Insurance JPO Bldg BM	2,746	2,718	2,551	2,134	2,887	2,134
5270	124	Insurance Tower BM	1,125	2,457	2,642	2,635	1,306	2,635
5270	125	Insurance Tower BM BLKSHER RAB	-	2,445	3,596	3,580	-	3,580
5270	132	Insurance BCSO Training Facili	1,632	1,614	1,519	1,266	1,711	1,266
5270	201	Insurance FHope Courthouse	45,913	32,864	30,828	25,923	34,700	25,923
5270	202	Insurance Sheriff	-	-	3,093	2,580	-	2,580
5270	301	Insurance Central Annex RDal	32,393	32,048	30,129	27,503	34,010	27,503
5270	302	Insurance Cent Annex II RDal	44,913	44,433	41,796	34,880	47,131	34,880
5270	303	Insurance EMA	34,230	36,015	34,841	30,090	36,313	30,090
5270	304	Insurance Sheriff Bldg RDale	5,450	9,459	8,643	5,946	5,726	5,946
5270	306	Insurance BC Coliseum	53,491	52,917	49,807	41,530	56,103	41,530
5270	307	Insurance Health Dept.	4,900	4,847	4,563	3,804	5,139	3,804
5270	325	Insurance Tower Equip Other	-	3,645	5,076	5,053	-	5,053
5270	401	Insurance Foley Sat Courthou	30,512	29,748	27,985	23,605	31,315	23,605
5275		Insurance Gen Liability	280,428	241,944	236,941	205,269	220,565	220,000
5275	10	Insurance Gen Liability	344,453	304,126	307,103	264,333	277,251	280,000
5499		Miscellaneous Expense	-	23,061	11,723	5,140	15,000	8,800
Totals		51555 General Fund Building Costs	\$ 2,579,019	\$ 2,549,594	\$ 2,587,803	\$ 2,301,579	\$ 2,499,556	\$ 2,421,564

Baldwin County Commission

Fund		00001 General Fund		FY 2016 Budget				
Dept		51600 Revenue Commissioner		Detailed Expenditures				
Object Act	Sub Act	Description	FY 2012	FY 2013	FY 2014	FY 2015 YTD Aug	FY 2015 Budget	FY 2016 Budget
5103		Overtime	6,387	5,046	2,280	3,107	6,000	6,000
5105		Car Allowance	-	-	-	-	-	-
5106		Longevity	13,500	14,500	16,000	13,000	13,500	14,000
5113		Salaries	847,757	800,349	768,217	694,057	824,059	803,420
5114	01	BP Spill Labor/Benefits	-	-	-	-	-	-
5119		Supernumerary	-	-	-	-	-	-
5121		Retirement	42,968	42,557	47,744	38,639	52,298	49,778
5121	02	Retirement Tier II	-	-	2,052	3,694	-	-
5122		Health Insurance	141,629	129,301	125,054	100,140	134,517	145,347
5123		Life Insurance	963	927	861	697	1,311	1,140
5124		Social Security	61,923	58,384	55,632	50,548	64,533	62,991
5125		Workers Comp	4,369	5,609	5,092	4,869	5,684	4,682
5126		Unemployment Insurance	3,680	2,300	-	6,890	1,481	1,401
5129		Disability	2,885	-	-	1,061	1,904	1,801
5150		Contract Services	12,874	12,904	24,429	32,742	31,000	30,000
5150	99	Temporary Labor	59,218	24,468	35,401	19,008	23,000	18,000
5153		Pest Control	20	156	156	156	150	150
5154		Legal Services	-	-	-	-	1,500	3,000
5156		Drug Test	980	290	554	360	800	800
5160		Printing & Bookbinding	4,504	-	3,339	1,409	3,500	3,500
5168		Microfilming	-	-	-	-	-	-
5170		Training	3,869	3,668	4,576	1,355	6,000	5,000
5171		Dues	1,121	965	965	965	1,200	1,200
5211		Office Supplies	22,316	20,317	21,059	18,646	25,000	25,000
5211	1	Sm Office/Comp Eqpt	10,068	10,785	11,056	7,268	20,000	18,000
5212		Gas & Oil	2,695	2,301	2,651	1,788	2,000	1,746
5215		Tires	-	621	-	-	700	1,000
5216		Cleaning Supplies	-	456	301	158	1,000	1,000
5219		Misc. Supplies	97	19	-	-	-	-
5221		Building Rental	-	-	-	-	-	-
5223		Copy Machine Rental	7,096	6,129	4,939	7,184	6,500	7,500
5231		Building Repairs & Maint	5,143	4,348	3,088	997	3,500	4,000
5233		Office Eqmt. Repair & Maint.	-	-	-	-	500	500

Baldwin County Commission

FY 2016 Budget

Detailed Expenditures

Fund 00001 General Fund
 Dept 51600 Revenue Commissioner

Object Act	Sub Act	Description	FY 2012	FY 2013	FY 2014	FY 2015 YTD Aug	FY 2015 Budget	FY 2016 Budget
5234		Repairs & Maint. M. V.	258	1,382	1,210	240	1,500	1,500
5235		Computer Maintenance	27,568	28,934	18,342	17,447	30,000	30,000
5235	001	Computer Support Services	-	-	-	-	-	21,811
5240		Utilities	-	-	-	-	-	-
5240	01	Electricity	-	-	-	-	-	-
5240	02	Water & Sewage	-	-	-	-	-	-
5240	03	Natural Gas	-	-	-	-	-	-
5240	04	Garbage Service	-	-	-	-	-	-
5251		Telephone	21,008	22,637	22,869	20,240	35,000	35,000
5252		Postage	93,600	155,086	97,012	80,292	173,000	170,000
5253		Advertising	164,996	128,737	132,995	109,140	150,000	150,000
5260		Travel	6,720	5,541	7,652	3,319	8,000	8,000
5260	89	Taxable Meals	-	-	-	-	-	-
5272		Insurance: M. V.	194	415	505	340	600	340
5273		Surety Bonds	7,875	1,676	4,808	-	5,680	2,367
5290		Reserve	-	-	-	-	1,500	1,500
5407		Tags	-	24	-	-	-	-
5499		Misc Expenditure	-	-	-	-	-	-
5550		Motor Vehicles	-	26,699	-	-	-	-
Totals		51600 Revenue Commissioner	\$ 1,578,278	\$ 1,517,531	\$ 1,420,840	\$ 1,239,757	\$ 1,636,917	\$ 1,631,474

Baldwin County Commission

Fund		00001 General Fund		FY 2016 Budget				
Dept		51700 Finance & Accounting		Detailed Expenditures				
Object Act	Sub Act	Description	FY 2012	FY 2013	FY 2014	FY 2015 YTD Aug	FY 2015 Budget	FY 2016 Budget
5103		Overtime	2,155	2,116	1,345	1,147	2,500	2,500
5106		Longevity	5,000	6,000	7,500	7,000	7,000	6,500
5113		Salaries	603,789	562,772	602,473	578,313	647,860	684,174
5114	01	BP Spill Labor/Benefits	-	-	-	-	-	-
5114	02	Hurr Isaac Labor/Benefits	(274)	-	-	-	-	-
5121		Retirement	30,444	29,321	38,481	32,780	40,973	42,230
5121	01	Administrator's ICMA	-	-	-	-	-	-
5121	02	Retirement Tier II	-	610	1,913	3,579	-	-
5122		Health Insurance	64,789	65,995	67,127	53,598	77,117	85,600
5123		Life Insurance	535	491	504	437	741	741
5124		Social Security	45,413	40,765	43,549	42,358	50,289	53,029
5125		Workers Comp	1,632	3,879	1,735	1,759	2,201	1,937
5126		Unemployment Insurance	4,731	-	-	-	1,166	1,196
5129		Disability	2,233	-	-	1,017	1,498	1,537
5150		Contract Services	9,040	865	7,617	3,130	8,500	11,000
5150	99	Temporary Labor	8,480	17,910	7,712	2,385	18,887	-
5153		Pest Control	81	96	96	96	125	100
5156		Drug Test	65	463	221	241	400	400
5164		Accounting & Auditing Ser.	13,800	20,700	11,868	14,076	20,700	22,701
5170		Training	5,256	3,603	6,072	3,229	4,500	4,500
5171		Dues	295	100	50	100	300	300
5211		Office Supplies	13,377	13,881	16,659	15,238	14,500	19,423
5211	1	Office/Computer Equipment	5,341	5,023	3,217	1,314	3,000	3,000
5212		Gas & Oil	59	246	67	58	300	110
5219		Misc. Supplies	536	12	351	642	900	900
5219	01	County Maps	-	-	-	-	100	-
5219	02	County Flags	29	461	966	(686)	500	500
5221		Building Rental	-	-	-	-	-	-
5223		Copy Machine Rental	7,103	6,131	6,780	6,307	7,200	7,200
5227		Office Equipment Rental	2,400	2,400	2,400	1,800	2,400	2,400
5231		Building Repairs & Maint	640	1,131	3,695	371	1,000	1,000
5233		Office Eqmt. Repair & Maint.	-	-	-	-	100	-
5234		Repairs & Maint. M. V.	-	-	-	-	-	-

Baldwin County Commission

FY 2016 Budget

Detailed Expenditures

Fund 00001 General Fund
 Dept 51700 Finance & Accounting

Object Act	Sub Act	Description	FY 2012	FY 2013	FY 2014	FY 2015 YTD Aug	FY 2015 Budget	FY 2016 Budget
5235		Computer & Software Maint.	45,523	35,491	44,804	33,480	47,000	47,000
5235	001	Computer Support Services	-	-	-	-	-	21,597
5240		Utilities	-	-	-	-	-	-
5240	01	Electricity	-	-	-	-	-	-
5240	02	Water & Sewage	-	-	-	-	-	-
5240	03	Natural Gas	-	-	-	-	-	-
5240	04	Garbage Service	-	-	-	-	-	-
5251		Telephone	8,964	8,265	9,072	8,326	11,500	11,000
5252		Postage	118	114	353	162	200	244
5253		Advertising	2,333	2,451	2,647	2,352	3,000	3,000
5260		Travel	1,743	1,833	735	3,299	2,500	3,000
5260	89	Taxable Meals	-	-	105	-	200	200
5272		Insurance: M. V.	-	-	-	-	-	-
5273		Surety Bonds	3,708	1,495	1,793	2,550	750	2,862
5409		Subscriptions	510	225	519	225	525	525
5410		Books	-	-	-	-	100	100
5499		Other Misc Expenditures	-	(0)	-	-	-	-
Totals		51700 Finance & Accounting	\$ 889,847	\$ 834,845	\$ 892,426	\$ 820,681	\$ 980,532	\$ 1,042,506

Baldwin County Commission

Fund		00001 General Fund		FY 2016 Budget				
Dept		51725 Budgeting & Purchasing		Detailed Expenditures				
Object Act	Sub Act	Description	FY 2012	FY 2013	FY 2014	FY 2015 YTD Aug	FY 2015 Budget	FY 2016 Budget
5103		Overtime	299	312	2,245	1,884	2,750	2,750
5106		Longevity	5,500	6,000	6,000	6,000	6,000	6,000
5113		Salaries	345,806	325,064	354,130	348,607	386,410	423,717
5114		Grant Support	(1,239)	(55)	-	-	-	-
5114	01	BP Spill Labor/Benifits	-	-	-	-	-	-
5121		Retirement	17,027	17,264	22,452	21,540	23,257	26,227
5121	01	Administrator's ICMA	-	-	-	-	-	-
5121	02	Retirement Tier II	-	-	-	530	-	-
5122		Health Insurance	33,151	24,502	25,179	27,444	24,574	48,686
5123		Life Insurance	263	257	266	237	342	399
5124		Social Security	24,308	23,107	25,611	25,062	28,700	33,083
5125		Workers Comp	967	1,114	1,075	995	1,246	1,200
5126		Unemployment Insurance	-	-	-	-	658	762
5129		Disability	1,262	-	-	591	847	979
5150		Contract Services	40	110	222	36	1,000	500
5150	99	Temporary Labor	-	-	-	-	-	-
5153		Pest Control	109	136	136	136	150	130
5156		Drug Test	70	115	150	136	250	250
5170		Training	1,700	1,560	3,793	4,335	4,024	3,000
5171		Dues	1,500	500	500	539	1,400	1,000
5211		Office Supplies	7,035	8,461	8,246	8,713	9,000	10,000
5211	1	Sm Office/Comp Eqpt	50	278	3,381	1,672	4,000	3,200
5212		Gas & Oil	346	36	2	1	90	15
5219		Misc. Supplies	85	382	1,448	1,115	1,600	1,500
5221		Building Rental	-	-	-	-	-	-
5223		Copy Machine Rental	3,150	2,663	4,447	3,316	3,500	4,000
5231		Building Repairs	345	1,107	2,686	659	1,100	1,500
5233		Office Eqmt. Repair & Maint.	-	-	-	-	-	-
5235		Computer & Software Maint.	1,376	961	1,386	1,329	1,600	1,900
5235	001	Computer Support Services	-	-	-	-	-	4,830
5240		Utilities	-	-	-	-	-	-
5240	01	Electricity	-	-	-	-	-	-
5240	02	Water & Sewage	-	-	-	-	-	-

Baldwin County Commission

FY 2016 Budget

Detailed Expenditures

Fund	00001	General Fund						
Dept	51725	Budgeting & Purchasing						
Object Act	Sub Act	Description	FY 2012	FY 2013	FY 2014	FY 2015 YTD Aug	FY 2015 Budget	FY 2016 Budget
5240	03	Natural Gas	-	-	-	-	-	-
5240	04	Garbage Service	-	-	-	-	-	-
5251		Telephone	7,942	8,367	8,180	7,074	8,500	8,000
5252		Postage	7,051	7,230	7,562	5,983	8,000	7,000
5253		Advertising	1,015	1,828	953	443	1,500	1,500
5260		Travel	320	2,306	2,547	2,318	3,000	3,000
5260	89	Taxable Meals	137	122	-	-	-	-
5409		Subscriptions	-	1,245	104	1,400	550	1,500
5410		Books	-	-	-	-	-	-
Totals		51725 Budgeting & Purchasing	\$ 459,616	\$ 434,973	\$ 482,699	\$ 472,094	\$ 524,048	\$ 596,628

Baldwin County Commission

FY 2016 Budget

Detailed Expenditures

Fund	00001	General Fund						
Dept	51750	Sales Tax/License Insp. Dept						
Object Act	Sub Act	Description	FY 2012	FY 2013	FY 2014	FY 2015 YTD Aug	FY 2015 Budget	FY 2016 Budget
5103		Overtime	-	3,847	5,058	931	5,500	5,500
5105		Car Allowance	-	-	-	-	-	-
5106		Longevity	5,000	5,500	5,500	6,000	7,000	6,000
5113		Salaries	562,107	499,367	566,961	562,044	623,604	654,251
5121		Retirement	28,540	25,643	36,418	32,737	39,633	40,573
5121	02	Retirement Tier II	-	517	1,722	1,955	-	-
5122		Health Insurance	88,947	69,769	67,655	63,667	76,008	86,490
5123		Life Insurance	619	559	613	553	855	855
5124		Social Security	41,194	36,844	42,181	41,605	48,662	50,930
5125		Workers Comp	8,181	3,917	3,082	7,630	9,100	8,573
5126		Unemployment Insurance	-	-	-	-	1,123	1,177
5129		Disability	2,162	-	-	985	1,442	1,512
5150		Contract Services	61,119	64,712	2,321	155	10,625	8,332
5150	01	Credit Card Fees	107	(72)	-	-	-	-
5150	99	Temporary Labor	3,606	2,341	-	-	2,500	-
5153		Pest Control	33	-	-	-	150	150
5154		Legal Services	65	6	164	-	300	300
5156		Drug Test	501	963	278	337	550	550
5164		Accounting & Auditing Ser.	25,350	13,950	5,775	1,369	15,000	15,000
5170		Training	4,530	3,376	9,705	6,102	7,900	7,900
5171		Dues	70	70	90	10	300	300
5211		Office Supplies	12,965	16,853	15,217	10,676	14,000	15,000
5211	1	Sm Office/Comp Eqpt	2,085	11,566	23,088	11,644	3,500	4,000
5212		Gas & Oil	6,633	5,600	4,373	4,286	8,000	4,100
5215		Tires	-	578	895	877	2,000	2,000
5219		Misc. Supplies	243	384	-	155	300	300
5223		Copy Machine Rental	3,563	2,806	2,204	4,032	4,500	4,500
5227		Office Equipment Rental	-	-	1,065	799	1,300	1,300
5228		Uniforms	-	-	-	-	-	-
5229		Mail Machine Rental	3,830	4,038	3,701	1,855	3,830	3,830
5231		Building Repairs & Maint	-	-	-	-	300	300
5233		Office Eqmt. Repair & Maint.	-	-	-	-	200	200
5234		Repairs & Maint. M. V.	1,307	796	349	1,572	4,000	2,686

Baldwin County Commission

FY 2016 Budget

Detailed Expenditures

Fund	00001	General Fund						
Dept	51750	Sales Tax/License Insp. Dept						
Object Act	Sub Act	Description	FY 2012	FY 2013	FY 2014	FY 2015 YTD Aug	FY 2015 Budget	FY 2016 Budget
5235		Computer & Software Maint.	4,851	2,136	3,133	3,149	12,000	12,000
5235	001	Computer Support Services	-	-	-	-	-	8,683
5240	01	Electricity	-	-	-	-	-	-
5240	02	Water & Sewage	-	-	-	-	-	-
5240	03	Natural Gas	-	-	-	-	-	-
5240	04	Garbage Service	-	-	-	-	-	-
5251		Telephone	15,631	14,900	14,791	12,500	16,000	16,000
5252		Postage	12,719	14,062	13,847	10,645	15,000	15,000
5253		Advertising	739	948	-	-	350	350
5260		Travel	5,246	3,843	5,735	7,777	6,500	6,500
5260	89	Taxable Meals	210	180	15	15	200	200
5272		Insurance: M. V.	721	848	1,290	1,638	1,300	1,638
5273		Surety Bonds	2,958	869	1,251	-	1,500	-
5407		Tags	-	26	3	1	25	25
5409		Subscriptions	1,336	3,577	4,751	3,519	3,600	3,600
5410		Books	337	-	-	102	350	-
5499		Other Misc Expenditures	-	10	-	-	-	-
5550		Motor Vehicles	-	36,179	36,191	29,621	29,521	50,000
Totals		51750 Sales Tax/License Insp. Dept	\$ 907,506	\$ 851,506	\$ 879,422	\$ 830,941	\$ 978,528	\$ 1,040,605

Baldwin County Commission

Fund		00001 General Fund		FY 2016 Budget				
Dept		51910 Elections		Detailed Expenditures				
Object Act	Sub Act	Description	FY 2012	FY 2013	FY 2014	FY 2015 YTD Aug	FY 2015 Budget	FY 2016 Budget
5113		Salaries	20,100	11,160	29,940	13,800	10,000	10,000
5121		Retirement	-	-	-	-	-	-
5124		Social Security	1,538	854	2,290	1,056	765	765
5150		Contract Services	35,135	29,068	57,897	32,539	27,000	43,789
5156		Drug Test	25	-	-	-	-	-
5175		Election Workers	138,095	107,895	192,320	114,000	85,000	149,417
5211		Office Supplies	170,437	148,520	244,827	114,185	120,000	160,000
5212		Gas & Oil	-	-	622	-	-	-
5219		Misc Supplies	610	820	1,455	1,440	600	1,690
5219	1	Reimbursement Misc Supplies	-	-	-	-	-	-
5225		Equipment Rental	18,796	14,134	29,452	5,106	10,000	9,273
5230		Landscaping	-	-	-	-	-	-
5231		Building Repair & Maint	29	278	-	25	-	25
5234		Repairs & Maintenance MV	-	-	-	123	-	123
5235	001	Computer Support Services	-	-	-	-	-	494
5251		Telephone	587	665	1,169	1,348	700	934
5252		Postage	1,196	1,271	3,172	1,041	1,500	1,666
5253		Advertising	108,373	20,606	118,034	6,872	20,000	13,626
5260		Travel	481	28	-	-	-	-
5272		Insurance MV	330	-	-	-	-	-
5416		Absentee Voting Expense	2,958	4,059	1,725	1,411	1,500	2,034
5595		Reimbursement Of Expenses	-	-	-	-	-	-
Totals		51910 Elections	\$ 498,690	\$ 339,358	\$ 682,902	\$ 292,944	\$ 277,065	\$ 393,836

Baldwin County Commission

Fund		00001 General Fund		FY 2016 Budget				
Dept		51920 Board of Registrars		Detailed Expenditures				
Object Act	Sub Act	Description	FY 2012	FY 2013	FY 2014	FY 2015 YTD Aug	FY 2015 Budget	FY 2016 Budget
5103		Overtime	1,798	3,873	1,627	1,256	6,000	6,000
5106		Longevity	3,500	3,500	2,500	2,500	2,500	2,500
5113		Clerk	193,481	187,232	177,113	172,818	194,681	211,776
5121		Retirement	6,021	5,999	6,377	5,532	7,458	13,395
5121	02	Retirement Tier II	-	-	659	1,342	-	-
5122		Health Insurance	48,881	43,779	43,142	32,506	41,520	43,245
5123		Life Insurance	180	164	170	148	399	399
5124		Social Security	13,999	13,682	12,421	12,455	15,542	16,853
5125		Workman's Comp	536	651	592	528	662	599
5126		Unemployment	-	-	-	-	349	352
5129		Disability	517	-	-	180	259	451
5150		Contract Services	198	-	23	13,028	10,000	9,000
5150	99	Temporary Labor	16,929	21,097	22,103	7,144	20,000	-
5153		Pest Control	79	175	-	-	150	62
5156		Drug Test	70	193	126	112	150	174
5170		Training	-	6	225	14	225	900
5171		Dues	-	-	-	-	-	-
5211		Office Supplies	3,398	4,509	3,963	3,714	4,500	5,084
5211	1	Small Off/ Computer Equip.	5,930	-	-	-	-	2,500
5212		Gas & Oil	-	-	-	-	-	-
5219		Misc. Supplies	796	444	434	577	500	394
5221		Building Rental	12,000	12,000	12,000	11,000	12,000	12,000
5223		Copy Machine Rental	2,092	2,296	2,405	2,056	2,415	2,449
5231		Bldg Repairs and Mnt	121	292	49	459	1,663	2,000
5235		Computer & Software Maint	2,359	842	645	645	3,200	1,977
5235	001	Computer Support Services	-	-	-	-	-	8,682
5240	01	Electricity	3,824	3,747	3,652	3,499	3,500	3,357
5240	02	Water & Sewage	301	274	656	324	770	538
5240	03	Natural Gas	1,081	1,835	2,166	2,041	2,000	2,849
5240	04	Garbage Service	484	443	548	557	560	602
5251		Telephone	7,537	7,039	7,044	6,454	7,000	7,039
5252		Postage	22,354	11,878	43,688	6,829	40,000	40,000
5253		Advertising	-	-	-	-	500	207

Baldwin County Commission

FY 2016 Budget

Detailed Expenditures

Fund	00001	General Fund						
Dept	51920	Board of Registrars						
Object Act	Sub Act	Description	FY 2012	FY 2013	FY 2014	FY 2015 YTD Aug	FY 2015 Budget	FY 2016 Budget
5260		Travel	3,240	2,153	2,726	3,773	3,500	5,000
5260	89	Taxable Meals	31	-	-	-	-	-
5499		Miscellaneous Expense	-	-	-	-	-	-
5500		Capital	-	-	-	-	15,500	-
Totals		51920 Board of Registrars	\$ 351,736	\$ 328,102	\$ 347,054	\$ 291,491	\$ 397,503	\$ 400,384

Baldwin County Commission

FY 2016 Budget

Detailed Expenditures

Fund	00001	General Fund							
Dept	51940	VA							
Object Act	Sub Act	Description	FY 2012	FY 2013	FY 2014	FY 2015 YTD Aug	FY 2015 Budget	FY 2016 Budget	
5251		TELEPHONE	4,620	4,620	4,620	4,235	5,000	4,777	
Totals		51940 VA	\$ 4,620	\$ 4,620	\$ 4,620	\$ 4,235	\$ 5,000	\$ 4,777	

Baldwin County Commission

FY 2016 Budget

Detailed Expenditures

Fund	00001	General Fund						
Dept	51945	Soil Conservation						
Object Act	Sub Act	Description	FY 2012	FY 2013	FY 2014	FY 2015 YTD Aug	FY 2015 Budget	FY 2016 Budget
5251		Telephone	182	81	81	81	81	113
5299		Soil Conservation Appropriation	-	-	-	-	-	-
Totals		51945 Soil Conservation	\$ 182	\$ 81	\$ 81	\$ 81	\$ 81	\$ 113

Baldwin County Commission

FY 2016 Budget

Detailed Expenditures

Fund 00001 General Fund
 Dept 51962 Personnel Dept.

Object Act	Sub Act	Description	FY 2012	FY 2013	FY 2014	FY 2015 YTD Aug	FY 2015 Budget	FY 2016 Budget
5103		Overtime	517	69	295	118	500	500
5106		Longevity	2,500	3,000	3,000	3,000	3,000	3,500
5113		Salaries	278,947	266,058	289,247	297,322	331,387	346,724
5114	01	BP Spill Labor/Benifits	-	-	-	-	-	-
5114	02	Hurr Isaac Labor/Benefits	(539)	-	-	-	-	-
5121		Retirement	14,015	14,119	19,802	18,741	20,910	21,353
5122		Health Insurance	31,751	29,269	33,644	36,194	40,035	49,883
5123		Life Insurance	221	214	221	221	342	342
5124		Social Security	19,992	19,036	20,640	21,021	25,620	26,831
5125		Workers Comp	916	2,699	2,393	2,614	3,165	2,731
5126		Unemployment Insurance	-	-	-	-	597	625
5129		Disability	912	-	-	511	765	801
5141		Cafeteria Plan Admin Fee	9,266	8,698	10,252	7,312	10,000	10,000
5150		Contract Services	850	350	250	675	500	1,000
5150	99	Temporary Labor	-	13,631	19,318	2,236	-	-
5154		Legal Services	-	-	29	-	-	-
5156		Employee Medical and Dental	140	115	78	136	100	175
5170		Training	4,006	4,208	2,209	4,219	23,500	15,000
5171		Dues	675	624	984	1,444	3,000	6,000
5211		Office Supplies	6,388	10,788	6,478	6,396	8,000	15,000
5211	1	Office/Computer Equipment	2,385	3,847	2,207	2,936	5,000	6,000
5212		Gas & Oil	2,706	3,034	4,998	3,957	5,000	2,835
5215		Tires	-	-	733	25	1,000	1,000
5219		Misc. Supplies	476	492	459	-	1,000	1,000
5221		Building Rental	-	-	-	-	-	-
5223		Copy Machine Rental	5,837	6,041	5,566	5,022	6,000	7,000
5227		Office Equipment Rental	-	-	-	-	-	-
5231		Building Repairs & Maint	130	-	202	530	500	1,000
5234		Repairs & Maint. M. V.	829	124	390	448	500	1,000
5235		Computer & Software Maint	33,915	34,242	42,708	66,976	82,000	42,000
5235	001	Computer Support Services	-	-	-	-	-	9,247
5251		Telephone	6,431	7,565	6,884	6,259	6,750	7,500
5252		Postage	16	6	13	-	250	150

Baldwin County Commission

FY 2016 Budget

Detailed Expenditures

Fund	00001	General Fund						
Dept	51962	Personnel Dept.						
Object Act	Sub Act	Description	FY 2012	FY 2013	FY 2014	FY 2015 YTD Aug	FY 2015 Budget	FY 2016 Budget
5253		Advertising	244	-	-	482	500	500
5260		Travel	3,038	2,785	3,698	4,064	4,000	6,000
5260	89	Taxable Meals	-	-	-	15	-	15
5272		Insurance: M. V.	-	-	248	278	300	278
5407		Tags	-	-	1	-	5	5
5409		Subscriptions	1,895	1,263	1,295	-	2,000	1,000
5499		Misc Expenditures	-	250	19	128	500	500
5500		Capital	-	-	-	-	-	-
5550		Motor Vehicles	-	-	20,357	-	-	-
Totals		51962 Personnel Dept.	\$ 428,460	\$ 432,526	\$ 498,620	\$ 493,282	\$ 586,726	\$ 587,495

Baldwin County Commission

Fund 00001 General Fund			FY 2016 Budget					
Dept 51965 CIS Department			Detailed Expenditures					
Object Act	Sub Act	Description	FY 2012	FY 2013	FY 2014	FY 2015 YTD Aug	FY 2015 Budget	FY 2016 Budget
5103		Overtime	15,663	14,407	18,743	12,212	40,000	40,000
5105		Car Allowance	-	-	-	-	-	-
5106		Longevity	13,500	14,000	16,000	12,000	12,000	12,500
5113		Salaries	1,421,289	1,383,287	1,522,608	1,382,496	1,609,841	1,638,507
5114		Salary Offset Contracts	-	-	-	-	-	-
5114	01	BP Spill Labor/Benifits	-	-	-	-	-	-
5114	02	Hurr Isaac Labor/Benefits	(3,848)	-	-	-	-	-
5121		Retirement	72,664	72,828	86,165	73,216	103,939	103,229
5121	02	Retirement Tier II	-	483	8,503	13,137	-	-
5122		Health Insurance	185,553	168,615	178,548	161,221	192,367	241,369
5123		Life Insurance	1,238	1,194	1,260	1,070	1,767	1,767
5124		Social Security	104,577	99,807	110,106	100,917	127,127	129,361
5125		Workers Comp	4,247	4,909	7,455	9,597	11,643	10,081
5126		Unemployment Insurance	-	-	1,855	-	2,897	2,950
5129		Disability	5,407	-	-	2,415	3,721	3,785
5150		Contract Services	41,744	6,756	30,465	346,076	359,500	552,200
5150	99	Temporary Labor	4,020	-	-	-	-	-
5151	1500	Radio Tower Service	-	1,420	3,592	4,548	7,500	15,000
5151	1506	GIS	8,040	3,703	10,380	10,890	12,500	12,597
5153		Pest Control	261	382	382	382	420	431
5154		Legal Services	-	-	51	-	-	-
5156		Drug Test	769	928	1,160	387	1,300	889
5170		Training	5,998	5,875	7,764	8,166	500	15,000
5171		Dues	495	1,115	770	1,228	1,450	1,461
5211		Office Supplies	9,695	12,685	12,703	8,703	15,000	11,417
5211	01	Sm Eqpmt Replacemt	72,019	48,985	155,398	19,420	75,000	-
5212		Gas & Oil	11,439	11,189	10,380	7,524	11,000	7,599
5214		Small Tools	1,225	2,856	1,371	1,969	2,500	2,500
5215		Tires	1,241	16	1,814	959	1,300	1,300
5219		Misc. Supplies	6,706	7,596	4,448	9,977	14,000	14,000
5219	001	Small Equipment	109,279	49,006	29,371	14,536	199,000	-
5223		Copy Machine Rental	12,359	11,988	11,256	8,815	10,000	10,700
5228		Uniforms	-	-	-	-	-	-

Baldwin County Commission

Fund		00001 General Fund		FY 2016 Budget				
Dept		51965 CIS Department		Detailed Expenditures				
Object Act	Sub Act	Description	FY 2012	FY 2013	FY 2014	FY 2015 YTD Aug	FY 2015 Budget	FY 2016 Budget
5231		Building Repairs & Maint	3,791	6,812	5,627	16,357	5,000	5,693
5233		Office Eqmt. Repair & Maint.	1,867	1,867	-	-	1,960	-
5234		Repairs & Maint. M. V.	3,788	2,711	1,099	10,020	4,300	10,874
5235		Computer & Maintenance	233,819	229,229	200,815	175,674	223,250	-
5235	001	Computer Support Services	-	-	-	-	-	286,386
5240		Utilities	-	-	-	-	-	-
5240	01	Electricity	-	-	-	-	-	-
5240	02	Water & Sewage	-	-	-	-	-	-
5240	03	Natural Gas	-	-	-	-	-	-
5240	04	Garbage Service	-	-	-	-	-	-
5251		Telephone	33,047	37,461	38,649	31,326	34,000	35,680
5252		Postage	1,117	590	426	286	1,200	648
5253		Advertising	1,134	1,129	830	-	500	207
5260		Travel	9,963	6,087	8,090	10,671	12,000	16,000
5260	89	Taxable Meals	-	-	-	15	-	15
5270		DP Equipment Insurance	-	7,499	-	-	-	-
5272		Insurance: M. V.	535	460	1,051	1,283	599	1,283
5407		License Tags	-	1	3	24	-	24
5499		Other Misc. Expenditures	-	-	26	-	-	-
5500	05	GIS Capital	-	-	-	-	-	-
5540		Other Equip & Furniture	21,738	-	-	-	-	-
5542		Communication Equipment	-	135,868	57,409	-	-	-
5550		Motor Vehicles	-	17,089	35,188	25,941	-	22,000
5580		Computer Equipment	113,543	29,144	174,946	142,390	-	-
Totals		51965 CIS Department	\$ 2,529,922	\$ 2,399,974	\$ 2,756,709	\$ 2,625,847	\$ 3,099,081	\$ 3,207,453

Baldwin County Commission

Fund		00001 General Fund		FY 2016 Budget				
Dept		51975 County Attorney		Detailed Expenditures				
Object Act	Sub Act	Description	FY 2012	FY 2013	FY 2014	FY 2015 YTD Aug	FY 2015 Budget	FY 2016 Budget
5103		Overtime	-	-	-	-	-	-
5106		Longevity	-	-	-	-	-	-
5113		Salaries	-	-	-	-	-	-
5114	01	BP Spill Labor/Benifits	-	-	-	-	-	-
5121		Retirement	-	-	-	-	-	-
5122		Health Insurance	-	-	1,330	-	-	-
5123		Life Insurance	-	-	-	-	-	-
5124		Social Security	-	-	-	-	-	-
5125		Workers Comp	209	-	-	-	-	-
5126		Unemployment Insurance	-	-	-	-	-	-
5129		Disability Insurance	-	-	-	-	-	-
5150		Contract Services	-	-	-	-	-	-
5150	99	Temporary Labor	-	-	-	-	-	-
5154		Legal Services	379,869	373,359	316,640	266,978	328,000	328,000
5154	01	Legal Exp. for Law Suits	57,652	76,462	-	430,000	-	-
5154	03	P & Z Legal	1,432	20,827	7,911	31,859	10,000	19,000
5156		Employee Medical & Dental	-	-	-	-	-	-
5170		Training	-	-	-	-	-	-
5171		Dues	-	-	-	-	-	-
5211		Office Supplies	-	-	-	-	-	-
5211	1	Sm Office/Comp Eqpt	-	-	-	-	-	-
5212		Gas & Oil	-	-	-	-	-	-
5219		Misc. Expenses	-	-	-	-	-	-
5223		Copy Machine Rental	-	-	-	-	-	-
5231		Building Repairs & Mainten	-	251	-	-	-	-
5233		Office Eqmt. Repair & Maint.	-	-	-	-	-	-
5235		Computer & Software Maint.	-	-	-	-	-	-
5240		Utilities	-	-	-	-	-	-
5240	01	Electricity	-	-	-	-	-	-
5240	02	Water & Sewage	-	-	-	-	-	-
5240	03	Natural Gas	-	-	-	-	-	-
5240	04	Garbage Service	-	-	-	-	-	-
5251		Telephone	-	-	-	-	-	-

Baldwin County Commission

Fund		00001 General Fund		FY 2016 Budget				
Dept		51975 County Attorney		Detailed Expenditures				
Object Act	Sub Act	Description	FY 2012	FY 2013	FY 2014	FY 2015 YTD Aug	FY 2015 Budget	FY 2016 Budget
5252		Postage	-	-	-	-	-	-
5253		Advertising	-	-	-	-	-	-
5260		Travel	-	-	-	-	-	-
5260	89	Taxable Meals	-	-	-	-	-	-
5278		Insurance Deductable	-	-	5,000	-	5,000	2,082
5409		Subscriptions	10,562	(14)	-	-	-	-
5410		Books	-	-	-	-	-	-
5499		Miscellaneous Expense	-	-	-	-	-	-
Totals		51975 County Attorney	\$ 449,725	\$ 470,886	\$ 330,881	\$ 728,837	\$ 343,000	\$ 349,082

Baldwin County Commission

			FY 2016 Budget					
			Detailed Expenditures					
Fund	00001	General Fund						
Dept	51984	Mega site						
Object Act	Sub Act	Description	FY 2012	FY 2013	FY 2014	FY 2015 YTD Aug	FY 2015 Budget	FY 2016 Budget
5150		Contract Services	-	3,800	-	12,878	-	6,000
5500	01	Mega site	976,500	6,323,909	-	-	-	-
5622	791	Interest Exp Fund 791 Advance	-	-	629,138	391,678	496,560	496,600
Totals		51984 Mega site	\$ 976,500	\$ 6,327,709	\$ 629,138	\$ 404,555	\$ 496,560	\$ 502,600

Baldwin County Commission

Fund		00001 General Fund		FY 2016 Budget				
Dept		51986 BC Coliseum		Detailed Expenditures				
Object Act	Sub Act	Description	FY 2012	FY 2013	FY 2014	FY 2015 YTD Aug	FY 2015 Budget	FY 2016 Budget
5121		Retirement	-	-	-	-	-	-
5122		Health Insurance	-	-	-	-	-	-
5123		Life Insurance	-	-	-	-	-	-
5124		Social Security	-	-	-	-	-	-
5125		Workers Comp	-	-	-	-	-	-
5126		Unemployment Insurance	-	-	-	-	-	-
5129		Disability	-	-	-	-	-	-
5150		Contract Services	1,522	1,418	3,112	1,475	3,000	2,000
5153		Pest Control	-	168	168	210	-	84
5164		Accounting & Auditing Services	7,800	-	-	-	-	-
5212		Gas & Oil	377	-	-	-	-	-
5219		Misc. Supplies	-	-	-	-	-	-
5231		Building Repairs & Maint	3,933	5,817	6,111	9,805	13,000	8,189
5251		Telephone	1,623	1,954	1,459	1,356	1,500	1,484
Totals		51986 BC Coliseum	\$ 15,254	\$ 9,357	\$ 10,850	\$ 12,846	\$ 17,500	\$ 11,757

Baldwin County Commission

Fund		00001 General Fund		FY 2016 Budget				
Dept		51987 DHR Robertsdale		Detailed Expenditures				
Object Act	Sub Act	Description	FY 2012	FY 2013	FY 2014	FY 2015 YTD Aug	FY 2015 Budget	FY 2016 Budget
5106		Longevity	-	-	-	-	-	-
5113		Salaries	6,528	-	-	-	-	-
5121		Retirement	353	-	-	-	-	-
5122		Health Insurance	269	-	-	-	-	-
5123		Life Insurance	18	-	-	-	-	-
5124		Social Security	487	-	-	-	-	-
5125		Workers Comp	2,593	-	-	-	-	-
5126		Unemployment Insurance	-	-	-	-	-	-
5129		Disability	237	-	-	-	-	-
5150		Contract Services	1,021	-	-	-	-	-
5150	99	Temporary Labor	-	-	-	-	-	-
5153		Pest Control	30	-	-	-	-	-
5156		Drug Testing	90	-	-	-	-	-
5211		Office Supplies	-	-	-	-	-	-
5211	1	Office/Computer Equipment	-	-	-	-	-	-
5212		Gas & Oil	-	-	-	-	-	-
5216		Cleaning Supplies	636	-	-	-	-	-
5219		Misc. Supplies	-	-	-	-	-	-
5230		Landscaping	1,000	-	-	-	-	-
5231		Building Repairs & Maint	1,685	-	-	-	-	-
5231	001	Salary/Benefit Offset	-	-	-	-	-	-
5251		Telephone	291	211	213	178	-	107
5499		Other Misc. Expenditures	-	-	-	-	-	-
Totals		51987 DHR Robertsdale	\$ 15,238	\$ 211	\$ 213	\$ 178	\$ -	\$ 107

Baldwin County Commission

Fund		00001 General Fund		FY 2016 Budget				
Dept		51988 BM Courthouse Bldg		Detailed Expenditures				
Object Act	Sub Act	Description	FY 2012	FY 2013	FY 2014	FY 2015 YTD Aug	FY 2015 Budget	FY 2016 Budget
5121		Retirement	-	-	-	-	-	-
5122		Health Insurance	-	-	-	-	-	-
5123		Life Insurance	-	-	-	-	-	-
5124		Social Security	-	-	-	-	-	-
5125		Workers Comp	-	-	-	-	-	-
5126		Unemployment Insurance	-	-	-	-	-	-
5129		Disability	-	-	-	-	-	-
5150		Contract Services	1,245	2,264	2,211	672	1,500	2,000
5153		Pest Control	80	156	156	765	160	394
5216		Cleaning Supplies	-	-	-	479	-	366
5219		Misc. Supplies	320	449	570	1,931	3,100	636
5230		Landscape	1,420	1,325	7,449	1,440	8,000	4,772
5231		Building Repairs & Maint	20,806	48,562	45,703	30,268	25,000	25,994
5234		Repairs & Maint. M. V.	-	24	-	-	-	-
Totals		51988 BM Courthouse Bldg	\$ 23,872	\$ 52,780	\$ 56,089	\$ 35,555	\$ 37,760	\$ 34,162

Baldwin County Commission

Fund		00001 General Fund		FY 2016 Budget				
Dept		51989 Central Annex II RegBank Bldg		Detailed Expenditures				
Object Act	Sub Act	Description	FY 2012	FY 2013	FY 2014	FY 2015 YTD Aug	FY 2015 Budget	FY 2016 Budget
5103		Overtime	110	-	-	-	-	-
5106		Longevity	500	-	-	-	-	-
5113		Salaries	21,571	-	-	-	-	-
5121		Retirement	1,152	-	-	-	-	-
5122		Health Insurance	5,588	-	-	-	-	-
5123		Life Insurance	40	-	-	-	-	-
5124		Social Security	1,549	-	-	-	-	-
5125		Workers Comp	1,685	-	-	-	-	-
5126		Unemployment Insurance	-	-	-	-	-	-
5129		Disability	115	-	-	-	-	-
5140		Compensated Absences	-	-	-	-	-	-
5150		Contract Services	5,450	4,363	7,382	5,019	2,000	4,077
5150	99	Temporary Labor	1,197	-	-	-	2,000	832
5153		Pest Control	92	176	516	536	300	413
5156		Drug Testing	-	-	-	-	200	82
5211		Office Supplies	-	-	-	-	-	-
5211	1	Office/Computer Equipment	9,226	453	-	-	750	312
5216		Cleaning Supplies	2,990	1,303	-	3,159	3,000	3,548
5219		Misc. Supplies	244	194	520	73	1,000	490
5230		Landscape	-	41	-	-	5,000	2,082
5231		Building Repairs & Maint	11,762	29,467	38,419	25,196	25,000	31,000
5240		Utilities	-	-	-	-	-	-
5240	01	Electricity	-	-	-	-	-	-
5240	02	Water & Sewage	-	-	-	-	-	-
5240	03	Natural Gas	-	-	-	-	-	-
5240	04	Garbage Service	-	-	-	-	-	-
5251		Telephone	1,834	1,702	1,371	1,231	2,000	1,601
5499		Other Misc Expenditures	-	-	-	-	-	-
Totals		51989 Central Annex II RegBank Bldg	\$ 65,104	\$ 37,699	\$ 48,208	\$ 35,214	\$ 41,250	\$ 44,437

Baldwin County Commission

Fund		00001 General Fund		FY 2016 Budget				
Dept		51990 Miscellaneous Appropriations		Detailed Expenditures				
Object Act	Sub Act	Description	FY 2012	FY 2013	FY 2014	FY 2015 YTD Aug	FY 2015 Budget	FY 2016 Budget
5121		Workmans Comp	-	-	-	-	-	-
5129		Disability	-	-	-	-	-	-
5150	001	Lobbying Firm Contract	132,239	132,333	132,277	104,961	118,000	200,000
5150	002	Lobbying Contract Callahan	-	-	-	-	-	-
5290		Misc Appr From Contingency	8,700	8,700	8,700	8,700	-	-
5294		Chamber of Commerce Alliance	2,000	2,000	2,000	2,000	2,000	2,000
5299	002	VOAD	-	-	-	-	-	-
5299	003	BC Heritage Museum	15,000	15,000	25,000	15,000	15,000	15,000
5299	0031	BC H Museum: Waiving Ent Fee	2,800	2,800	2,800	3,200	3,200	3,200
5299	004	Battleship Park	10,000	10,000	10,000	-	-	-
5299	005	W Florida Reg. Planning Coun	850	972	19,073	13,098	14,700	2,632
5299	007	Board of Education Approp	-	-	-	-	-	-
5299	008	Eastern Shore MPO	-	-	-	-	-	-
5299	009	Juvenile Court Appropriation	-	-	16,999	-	-	-
5332		S A R P C	89,870	81,583	81,582	85,415	85,415	85,415
5342		Comm Discretionary Fund	7,815	2,500	16,931	6,155	25,000	25,000
5343		One Half Red Cross Disaster	-	-	-	-	-	-
5344		Mobile Bay Conser. Plan	-	-	-	-	-	10,000
5345		Lillian Rec Center	-	-	1,200	1,200	1,200	1,200
5346		Mental Retard for Transport	30,000	30,000	30,000	30,000	30,000	30,000
5349		Transportion: Birdfest	-	-	-	-	-	-
5350		Trans Intl Baccalaureate	-	-	-	-	-	-
5352		Historical Commission	8,000	-	-	4,800	4,800	-
5358	01	Library Ser: 1/2 Video T	-	-	-	-	-	-
5362		Bay Minette Rotary Club	-	-	500	500	500	500
5367		Blueprint for Tomorrow	-	-	-	-	-	-
5368		Literacy Councils	-	-	-	-	-	-
5370		Baldwin Housing Alliance	-	-	-	-	-	-
5371		Gulf Coast RC&D Board	3,000	3,000	3,000	-	-	-
5376		North Baldwin Search/Rescue	-	-	-	-	-	-
5377		Lower Alabama Search/Rescue	-	-	-	-	-	-
5378		SW AL Abuse Network	-	-	-	-	-	-
5379		B. C. Sheriff' Boys Ranch	-	-	-	-	-	-

Baldwin County Commission

Fund		00001 General Fund		FY 2016 Budget				
Dept		51990 Miscellaneous Appropriations		Detailed Expenditures				
Object Act	Sub Act	Description	FY 2012	FY 2013	FY 2014	FY 2015 YTD Aug	FY 2015 Budget	FY 2016 Budget
5381		Daphne Search & Rescue, Inc.	-	-	-	-	-	-
5390		Alabama CoOp Ext Service	51,380	51,380	51,380	51,380	51,380	51,380
5390	01	Ext Service Telephone	-	-	-	-	-	-
5400		BC Soil & Water Conservation	64,438	64,438	64,438	64,438	64,438	64,438
5410		BC Econ Develop Alliance	350,000	300,000	300,000	300,000	300,000	350,000
Totals		51990 Miscellaneous Appropriations	\$ 776,092	\$ 704,706	\$ 765,880	\$ 690,847	\$ 715,633	\$ 840,765

Baldwin County Commission

Fund		00001 General Fund		FY 2016 Budget				
Dept		51992 Central Annex		Detailed Expenditures				
Object Act	Sub Act	Description	FY 2012	FY 2013	FY 2014	FY 2015 YTD Aug	FY 2015 Budget	FY 2016 Budget
5103		Overtime	336	552	831	699	1,000	1,000
5106		Longevity	2,000	500	500	500	500	1,500
5113		Salaries	67,123	66,082	77,009	75,234	81,908	93,144
5121		Retirement	3,630	2,994	3,509	3,487	5,223	5,790
5121	02	Retirement Tier II	-	534	1,377	1,268	-	-
5122		Health Insurance	12,371	10,505	12,069	15,395	11,442	24,343
5123		Life Insurance	135	118	133	104	171	171
5124		Social Security	4,805	4,674	5,456	4,996	6,381	7,318
5125		Workers Comp	1,516	2,463	2,753	2,728	2,709	2,368
5126		Unemployment Insurance	-	-	-	-	148	167
5129		Disability	401	-	-	125	190	215
5150		Contract Services	3,166	2,276	4,139	3,891	5,000	4,560
5150	99	Temporary Labor	7,609	-	-	-	3,000	1,250
5153		Pest Control	402	96	96	96	750	360
5156		Drug Testing	128	78	45	45	500	252
5170		Training	18	-	-	5	500	207
5206		Medical Supplies	195	155	45	239	300	364
5211		Office Supplies	739	1,198	452	2,208	1,500	2,408
5211	1	Office/Computer Equipment	3,021	4,095	1,773	1,942	4,500	3,732
5212		Gas & Oil	452	244	128	7	1,000	131
5215		Tires	-	-	-	-	500	207
5216		Cleaning Supplies	6,299	6,606	4,738	6,679	7,000	7,957
5219		Misc. Supplies	502	890	172	1,310	800	852
5223		Copy Machine Rental	2,902	2,170	4,342	3,352	3,500	3,142
5228		Uniforms	-	-	490	-	500	207
5229		Postage Meter Rental	4,754	4,754	4,754	3,155	5,000	4,188
5230		Landscaping	-	1,491	510	-	1,300	542
5231		Building Repairs & Maint	27,573	28,542	12,869	39,450	30,000	33,071
5234		Repairs & Maint. M. V.	-	168	-	-	500	207
5240		Utilities	-	-	-	-	-	-
5240	01	Electricity	-	-	-	-	-	-
5240	02	Water & Sewage	-	-	-	-	-	-
5240	03	Natural Gas	-	-	-	-	-	-

Baldwin County Commission

			FY 2016 Budget					
			Detailed Expenditures					
Fund	00001	General Fund						
Dept	51992	Central Annex						
Object Act	Sub Act	Description	FY 2012	FY 2013	FY 2014	FY 2015 YTD Aug	FY 2015 Budget	FY 2016 Budget
5251		Telephone	2,135	2,596	1,473	750	2,200	1,382
5252		Postage	73	30	10	399	100	440
5260		Travel	96	(9)	-	705	650	977
5272		Insurance: M. V.	-	-	-	-	-	-
5409		Subscriptions	318	133	-	-	-	-
5499		Other Misc. Expenditures	-	-	-	-	-	-
5500		Capital	-	-	119,173	20,933	-	-
Totals		51992 Central Annex	\$ 152,701	\$ 143,936	\$ 258,846	\$ 189,700	\$ 178,772	\$ 202,452

Baldwin County Commission

Fund		00001 General Fund		FY 2016 Budget				
Dept		51993 Foley Courthouse		Detailed Expenditures				
Object Act	Sub Act	Description	FY 2012	FY 2013	FY 2014	FY 2015 YTD Aug	FY 2015 Budget	FY 2016 Budget
5103		Overtime	76	115	423	654	1,000	1,000
5106		Longevity	1,000	1,500	2,000	2,000	2,000	2,000
5113		Salaries	80,795	76,815	86,078	79,079	87,708	90,595
5121		Retirement	4,237	3,996	5,449	5,023	5,588	5,634
5122		Health Insurance	12,710	10,803	11,730	9,834	11,442	13,461
5123		Life Insurance	135	121	133	111	171	171
5124		Social Security	5,953	5,600	6,351	5,889	6,939	7,161
5125		Workers Comp	1,693	2,352	2,721	2,617	2,607	2,255
5126		Unemployment Insurance	-	-	-	-	158	162
5129		Disability	368	-	-	141	203	209
5150		Contract Services	2,110	1,262	1,063	23,187	2,000	5,000
5150	99	Temporary Labor	-	1,462	-	-	3,000	1,000
5153		Pest Control	782	852	852	1,022	1,000	523
5156		Employee Drug Test	-	-	15	-	300	125
5170		Training	18	-	-	5	500	207
5171		Dues	-	-	-	-	-	-
5206		Medical Supplies	84	520	189	195	500	371
5211		Office Supplies	1,109	1,779	1,512	3,031	2,000	2,716
5211	1	Office/Computer Equipment	1,156	842	131	443	2,000	1,275
5212		Gas & Oil	1,732	-	-	-	-	-
5216		Cleaning Supplies	5,657	4,564	4,817	5,004	8,000	6,092
5219		Misc. Supplies	592	101	549	-	1,200	500
5223		Copy Machine Rental	5,645	5,365	2,071	-	5,000	2,082
5228		Uniforms	-	-	490	-	500	207
5229		Postage Meter Rental	3,918	4,521	2,610	4,424	5,000	4,347
5230		Landscaping	-	-	-	100	5,000	-
5231		Building Repairs & Maint	20,380	31,427	18,148	25,180	202,000	75,000
5240		Utilities	-	-	-	-	-	-
5240	01	Electricity	-	-	-	-	-	-
5240	02	Water & Sewage	-	-	-	-	-	-
5240	03	Natural Gas	-	-	-	-	-	-
5240	04	Garbage Service	-	-	-	-	-	-
5240	05	Cable TV	599	635	649	612	600	610

Baldwin County Commission

Fund		00001 General Fund		FY 2016 Budget				
Dept		51993 Foley Courthouse		Detailed Expenditures				
Object Act	Sub Act	Description	FY 2012	FY 2013	FY 2014	FY 2015 YTD Aug	FY 2015 Budget	FY 2016 Budget
5251		Telephone	1,236	1,426	1,247	1,027	1,500	1,242
5252		Postage	14	26	2	10	50	23
5253		Advertising	-	-	228	385	-	385
5260		Travel	-	133	130	-	650	272
5270		Insurance	-	-	-	-	-	-
5409		Subscriptions	146	86	190	36	250	139
5500		Capital	-	25,900	8,610	-	-	-
5599	001	CIP- Reroof Foley Courthouse	-	-	-	166,033	-	-
Totals		51993 Foley Courthouse	\$ 152,144	\$ 182,203	\$ 158,387	\$ 336,042	\$ 358,866	\$ 224,764

Baldwin County Commission

Fund		00001 General Fund		FY 2016 Budget				
Dept		51994 Fairhope Courthouse		Detailed Expenditures				
Object Act	Sub Act	Description	FY 2012	FY 2013	FY 2014	FY 2015 YTD Aug	FY 2015 Budget	FY 2016 Budget
5103		Overtime	290	554	1,248	1,268	1,000	1,000
5106		Longevity	-	-	-	1,500	1,500	1,500
5113		Salaries	62,927	67,690	74,241	81,234	92,435	94,444
5121		Retirement	3,318	3,621	5,090	5,198	5,885	5,871
5122		Health Insurance	10,338	11,800	13,201	11,896	18,387	13,461
5123		Life Insurance	121	129	111	111	171	171
5124		Social Security	4,569	4,908	5,338	6,057	7,263	7,417
5125		Workers Comp	830	2,212	2,635	2,655	2,645	2,243
5126		Unemployment Insurance	-	-	-	-	166	169
5129		Disability	185	-	-	146	214	218
5150		Contract Services	1,951	3,132	2,904	1,803	2,000	1,872
5150	99	Temporary Labor	1,720	-	4,674	1,338	3,000	1,250
5153		Pest Control	290	407	438	348	650	446
5156		Drug Test	226	105	224	-	500	207
5170		Training	12	-	-	5	500	207
5171		Dues	-	-	-	-	-	-
5206		Medical Supplies	429	351	247	271	500	344
5211		Office Supplies	1,692	1,302	2,089	2,127	2,000	1,933
5211	1	Small Office Equipmt.	33,719	1,282	1,040	343	2,000	832
5212		Gas & Oil	1,014	-	-	31	1,500	-
5216		Cleaning Supplies	5,622	7,141	5,815	5,283	5,000	4,944
5219		Misc. Supplies	679	404	1,187	297	750	553
5219	001	Small Misc. Equipmt.	396	-	-	798	1,000	609
5223		Copy Machine Rental	2,856	2,313	4,734	1,893	3,500	2,850
5228		Uniforms	-	-	490	66	500	207
5229		Postage Meter Rental	2,931	2,931	4,909	1,992	3,500	2,787
5230		Landscaping	-	1,764	209	1,655	5,000	3,678
5231		Building Repairs & Maint	50,907	26,929	29,147	14,315	30,000	22,550
5234		Repairs & Maint. M. V.	-	-	-	-	-	-
5240		Utilities	-	-	-	-	-	-
5240	01	Electricity	-	-	-	-	-	-
5240	02	Water & Sewage	-	-	-	-	-	-
5240	03	Natural Gas	-	-	-	-	-	-

Baldwin County Commission

Fund 00001 General Fund			FY 2016 Budget					
Dept 51994 Fairhope Courthouse			Detailed Expenditures					
Object Act	Sub Act	Description	FY 2012	FY 2013	FY 2014	FY 2015 YTD Aug	FY 2015 Budget	FY 2016 Budget
5240	04	Garbage Service	-	-	-	-	-	-
5251		Telephone	978	1,817	507	470	2,500	1,305
5252		Postage	407	361	234	58	650	328
5253		Advertising	-	9	-	-	-	-
5260		Travel	292	655	90	-	650	272
5272		Insurance: M. V.	-	-	-	-	-	-
5409		Subscriptions	-	-	-	-	100	42
5499		Other Misc Expenditures	-	-	-	-	-	-
Totals		51994 Fairhope Courthouse	\$ 188,698	\$ 141,817	\$ 160,804	\$ 143,157	\$ 195,466	\$ 173,710

Baldwin County Commission

Fund		00001 General Fund		FY 2016 Budget				
Dept		51995 Building Maintenance Dept.		Detailed Expenditures				
Object Act	Sub Act	Description	FY 2012	FY 2013	FY 2014	FY 2015 YTD Aug	FY 2015 Budget	FY 2016 Budget
5103		Overtime	5,309	9,583	14,428	10,410	15,000	15,000
5105		Car Allowance	-	-	-	-	-	-
5106		Longevity	6,000	5,000	5,500	5,000	5,000	6,000
5113		Salaries	510,541	447,797	426,505	427,459	499,411	509,590
5114		Salary/Benefit offset	-	-	-	-	-	-
5114	02	Hurr Isaac Labor/Benefits	(1,954)	-	-	-	-	-
5121		Retirement	24,368	23,261	27,740	24,778	32,406	32,261
5121	02	Retirement Tier II	-	765	1,170	2,746	-	-
5122		Health Insurance	71,002	72,107	59,457	64,660	65,695	87,476
5123		Life Insurance	506	489	476	433	684	684
5124		Social Security	38,133	33,148	32,233	31,515	39,734	40,590
5125		Workers Comp	20,221	23,301	25,390	24,865	24,730	21,010
5126		Unemployment Insurance	265	-	-	-	899	917
5129		Disability	1,715	-	-	756	1,154	1,178
5150		Contract Services	33,152	10,942	5,667	6,642	25,000	20,000
5150	99	Temporary Labor	5,341	-	9,900	-	20,000	-
5153		Pest Control	248	309	314	304	1,600	819
5154		Legal Services	-	-	29	-	-	-
5156		Drug Test	260	159	424	328	700	500
5163		Data Processing	-	-	-	-	-	-
5170		Training	425	1,727	56	921	5,000	3,000
5171		Dues	185	-	-	-	250	-
5211		Office Supplies	1,145	1,065	2,157	930	3,000	1,805
5211	01	Sm Eqpmt Replacemt	583	-	-	-	-	-
5212		Gas & Oil	30,951	28,869	26,110	18,287	37,600	19,370
5214		Small Tools	10,466	14,555	11,820	12,768	10,000	12,634
5215		Tires	1,579	915	8,446	40	5,500	3,000
5216		Cleaning Supplies	486	-	-	325	-	325
5219		Misc. Supplies	22,529	13,368	14,048	12,163	20,000	15,000
5219	1	Small Equipment	-	-	-	-	-	-
5226		S T Eqmt. Rental	-	-	-	-	-	-
5228		Uniforms	1,388	438	994	1,947	1,920	2,747
5231		Building Repairs & Maint	94,356	181,342	104,849	64,521	148,200	120,000

Baldwin County Commission

Fund		00001 General Fund		FY 2016 Budget				
Dept		51995 Building Maintenance Dept.		Detailed Expenditures				
Object Act	Sub Act	Description	FY 2012	FY 2013	FY 2014	FY 2015 YTD Aug	FY 2015 Budget	FY 2016 Budget
5231	1	Special Bldg R & M Acct.	-	-	-	-	-	-
5231	7	Federal Compliance	-	-	13,668	8,830	121,634	45,000
5231	8	Latham Park Improvements	-	-	10,738	-	-	-
5234		Repairs & Maint. M. V.	14,896	22,172	5,792	9,632	19,476	13,641
5235	001	Computer Support Services	-	-	-	-	-	7,717
5240		Utilities	-	-	-	-	-	-
5240	01	Electricity	8,063	8,119	8,119	7,788	9,000	8,611
5240	02	Water & Sewage	-	-	-	-	-	-
5240	03	Natural Gas	-	-	-	-	-	-
5240	04	Garbage Service	-	-	-	-	-	-
5251		Telephone	12,645	12,474	14,042	11,874	13,000	13,361
5253		Advertising	862	782	213	213	-	-
5260		Travel	96	554	-	383	3,000	3,000
5260	89	Taxable Meals	-	-	-	-	-	-
5270		Insurance	0	1,701	-	4,391	-	4,391
5272		Insurance: M. V.	1,150	1,782	1,462	1,833	1,600	1,833
5278		Deduction on Insurance Claims	-	-	-	-	-	-
5407		License Tags	-	4	1	1	50	23
5499		Other Misc. Expenditures	-	-	-	-	-	-
5500		Capital	-	-	5,400	-	-	-
5500	007	Federal Compliance Assets	-	-	-	48,248	81,366	-
5550		Motor Vehicles	-	32,920	19,700	19,382	18,200	40,000
Totals		51995 Building Maintenance Dept.	\$ 916,911	\$ 949,649	\$ 856,848	\$ 824,373	\$ 1,230,809	\$ 1,051,483

Baldwin County Commission

Fund		00001 General Fund		FY 2016 Budget				
Dept		51996 Custodial		Detailed Expenditures				
Object Act	Sub Act	Description	FY 2012	FY 2013	FY 2014	FY 2015 YTD Aug	FY 2015 Budget	FY 2016 Budget
5103		Overtime	95	133	665	1,447	1,500	1,500
5106		Longevity	3,000	3,000	3,000	3,500	3,500	4,000
5113		Salaries	191,476	171,073	185,347	176,799	201,496	207,323
5121		Retirement	9,990	8,774	11,189	10,247	12,788	12,843
5121	02	Retirement Tier II	-	257	1,396	1,271	-	-
5122		Health Insurance	43,658	35,454	36,798	27,331	36,016	37,804
5123		Life Insurance	373	330	354	297	456	456
5124		Social Security	13,204	11,947	13,063	12,768	15,797	16,282
5125		Workers Comp	10,754	9,568	11,073	10,899	10,727	9,198
5126		Unemployment Insurance	-	-	-	-	362	371
5129		Disability	1,018	-	-	326	466	478
5150		Contract Services	357	-	-	-	3,000	-
5150	99	Temporary Labor	8,797	8,867	6,312	14,985	15,000	10,000
5156		DRUG TEST	284	318	55	16	700	308
5170		Training	-	-	56	14	-	-
5211		Office Supplies	856	-	16	162	500	207
5212		Gas & Oil	1,386	2,570	2,824	364	2,500	500
5215		Tires	-	-	-	-	500	207
5216		Cleaning Supplies	23,838	24,544	27,498	16,961	25,000	23,000
5219		Misc. Supplies	78	217	78	507	-	-
5228		Uniforms	135	-	123	-	1,000	1,000
5231		Building Repairs & Maint	1,522	(32)	307	431	-	143
5234		Repairs & Maint. M. V.	(36)	-	-	36	750	312
5235	001	Computer Support Services	-	-	-	-	-	3,953
5239		Other Misc. Repairs & Maint.	-	-	-	-	-	-
5251		Telephone	2,332	2,262	2,199	1,892	1,500	1,760
5260		Travel	24	-	-	-	-	-
5272		Insurance: M. V.	169	162	160	151	189	151
5407		License Tags	-	-	-	-	-	-
5499		Other Misc, Expenditures	-	-	-	-	-	-
Totals		51996 Custodial	\$ 313,309	\$ 279,444	\$ 302,513	\$ 280,405	\$ 333,747	\$ 331,796

Baldwin County Commission

Fund	00001	General Fund	FY 2016 Budget					
Dept	51999	Coastal Area Program	Detailed Expenditures					
Object Act	Sub Act	Description	FY 2012	FY 2013	FY 2014	FY 2015 YTD Aug	FY 2015 Budget	FY 2016 Budget
5103		Overtime	-	212	-	220	-	200
5106		Longevity	1,500	1,500	1,500	1,500	1,500	1,500
5113		Salaries	62,966	53,327	56,034	51,907	57,930	59,442
5121		Retirement	2,866	2,841	3,530	3,284	3,650	3,668
5122		Health Insurance	4,237	3,820	3,910	3,278	3,814	4,487
5123		Life Insurance	45	43	44	37	57	57
5124		Social Security	4,835	4,118	4,307	4,019	4,546	4,677
5125		Workers Comp	1,310	1,243	1,061	1,115	1,338	1,145
5126		Unemployment Insurance	-	-	-	-	104	107
5129		Disability	229	-	-	93	134	137
5156		DRUG TEST	-	-	-	-	50	22
5170		Training	-	-	-	526	-	-
5171		Dues	-	-	240	-	-	-
5211		Office Supplies	-	-	208	162	300	214
5212		Gas & Oil	-	-	-	371	500	207
5219		Misc. Supplies	-	-	-	1,267	7,500	1,267
5234		Repairs & Maint. M. V.	-	-	-	800	-	-
5235	001	Computer Support Services	-	-	-	-	-	494
5252		Postage	21	15	30	66	50	79
5253		Advertising	-	-	-	1,492	-	468
5260	89	Taxable Meals	-	-	-	-	-	-
5272		Insurance: M. V.	-	-	-	-	-	-
5409		Subscriptions	-	-	-	37	-	37
5500		Capital	-	-	-	5,899	7,500	-
Totals		51999 Coastal Area Program	\$ 78,010	\$ 67,120	\$ 70,865	\$ 76,073	\$ 88,973	\$ 78,208

Baldwin County Commission

Fund 00001 General Fund			FY 2016 Budget					
Dept 52100 Sheriff's Department			Detailed Expenditures					
Object Act	Sub Act	Description	FY 2012	FY 2013	FY 2014	FY 2015 YTD Aug	FY 2015 Budget	FY 2016 Budget
5114	01	BP Spill Labor/Benifits	-	-	-	-	-	-
5119		Supernumery	77,024	77,024	77,024	70,605	77,024	77,024
5121		Retirement	-	-	-	-	-	-
5121	T	Retirement - Temps	-	-	-	-	-	-
5122		Health Insurance	-	-	-	-	-	-
5122	T	Health Ins - Temps	-	-	-	-	-	-
5123		Life Insurance	-	-	-	-	-	-
5123	T	Life Insurance - Temps	-	-	-	-	-	-
5124		Social Security	-	-	-	-	-	-
5125		Workers Comp	-	-	-	-	-	-
5126		Unemployment Insurance	-	-	-	-	-	-
5129		Disability	-	-	-	72	-	-
5150		Contract Services	97,573	68,267	70,629	66,380	65,000	129,000
5150	99	Temporary Labor	3,633	-	-	-	-	-
5153		Pest Control	1,747	1,388	1,973	2,657	2,000	3,600
5154		Legal Services	-	-	685	-	-	-
5156		Employee Medical and Dental	1,242	1,170	3,119	2,199	3,000	3,500
5170		Training	-	227	-	-	-	-
5171		Dues	4,790	4,790	4,790	4,790	6,090	4,800
5176		Law Enforcement Training	27,924	50,628	32,803	56,696	55,600	33,500
5199		Misc. Services By Other	3,346	2,550	1,408	1,978	2,200	2,200
5206		Medical Supplies	-	-	-	1,009	-	-
5211		Office Supplies	51,453	59,002	49,918	52,969	60,000	50,000
5211	04	BCSO Smartcop Program	-	-	-	-	-	-
5211	1	Sm Office/Comp Eqpt	140	-	7,932	-	-	-
5211	2	Sheriff Supplies	111,389	91,664	91,521	68,344	56,252	-
5211	3	Vehicle Equipment	-	-	50,778	171,814	70,500	156,674
5212		Gas & Oil	539,704	531,203	496,675	361,755	517,000	362,171
5214		Small Tools	-	271	-	-	-	-
5215		Tires	23,306	33,273	29,028	45,381	35,000	40,000
5219		Misc. Supplies	14,881	16,246	8,321	11,951	20,000	20,000
5221		Building Rental	-	-	31	-	-	-
5223		Copy Machine Rental	28,521	25,397	35,747	26,960	29,500	30,000

Baldwin County Commission

Fund		00001 General Fund		FY 2016 Budget				
Dept		52100 Sheriff's Department		Detailed Expenditures				
Object Act	Sub Act	Description	FY 2012	FY 2013	FY 2014	FY 2015 YTD Aug	FY 2015 Budget	FY 2016 Budget
5227		Office Equipment Rental	-	-	4,913	3,609	-	4,000
5228		Uniforms	30,967	27,739	32,917	35,045	35,000	35,000
5229		Postage Meter Rental	4,381	3,286	-	-	5,600	-
5231		Building Repairs & Maint	14,738	31,814	41,819	21,278	30,000	30,000
5233		Office Eqmt. Repair & Maint.	-	-	420	-	-	-
5234		Repairs & Maint. M. V.	305,379	131,885	135,058	101,633	150,000	130,000
5235		Repairs & Maint: Comp. Eqmt.	41,264	25,639	25,723	22,470	47,000	40,000
5235	001	Computer Support Services	-	-	-	-	-	92,003
5240		Utilities	-	-	-	-	-	-
5240	01	Electricity	-	-	-	-	-	-
5240	02	Water & Sewage	-	-	-	-	-	-
5240	03	Natural Gas	-	-	-	-	-	-
5240	04	Garbage Service	232	536	246	105	400	400
5251		Telephone	219,658	224,130	208,295	203,921	215,000	220,000
5252		Postage	11,535	10,417	8,441	5,879	8,000	8,000
5253		Advertising	4,865	4,649	2,589	1,125	3,000	2,500
5255		Radio Communications	20,106	2,640	1,020	-	2,000	9,400
5260		Travel	-	-	-	-	-	-
5270		Insurance	8,632	7,433	3,380	1,717	-	1,717
5272		Insurance: M. V.	29,915	33,522	33,502	40,767	51,000	41,011
5273		Surety Bonds	157	100	100	1,050	950	950
5278		Deduction on Insurance Claims	-	-	-	-	-	-
5291		Direct Support For Sheriff	9,362,985	8,867,171	9,497,841	8,933,222	10,290,900	10,822,315
5407		License Tags	558	1	291	438	450	625
5499		Misc Expenditures	-	-	-	-	-	-
5500		Capital	-	-	-	-	-	-
5501		R'dale Bldg. Expansion	-	-	-	-	-	-
5524		Bldg. Addit. & Renovations	-	-	-	-	-	-
5540		Other Eqpt	-	-	-	-	-	115,000
5542		Communication Eqpt	298,262	-	-	-	-	43,000
5550		Motor Vehicles	598,817	-	321,720	581,067	604,000	617,000
5550	3	Motor Vehicle Equipment	-	-	63,108	-	72,800	99,000
5580		Computer Eqpt	17,561	-	81,721	-	-	40,000

Baldwin County Commission

FY 2016 Budget

Detailed Expenditures

Fund 00001 General Fund
Dept 52100 Sheriff's Department

Object Act	Sub Act	Description	FY 2012	FY 2013	FY 2014	FY 2015 YTD Aug	FY 2015 Budget	FY 2016 Budget
Totals		52100 Sheriff's Department	\$ 11,956,686	\$ 10,334,059	\$ 11,425,488	\$ 10,898,888	\$ 12,515,266	\$ 13,264,390

Baldwin County Commission

Fund 00001 General Fund			FY 2016 Budget					
Dept 52200 Jail			Detailed Expenditures					
Object Act	Sub Act	Description	FY 2012	FY 2013	FY 2014	FY 2015 YTD Aug	FY 2015 Budget	FY 2016 Budget
5114	01	BP Spill Labor/Benefits	-	-	-	-	-	-
5121		Retirement	-	-	300	-	-	-
5122		Health Insurance	-	-	-	-	-	-
5123		Life Insurance	-	-	-	-	-	-
5124		Social Security	-	-	-	-	-	-
5125		Workers Comp	-	-	-	-	-	-
5126		Unemployment Insurance	-	-	-	-	-	-
5129		Disability	-	-	-	-	-	-
5150		Contract Services	65,727	85,966	149,140	134,734	150,000	150,000
5150	99	Temporary Labor	110,963	-	-	-	-	-
5151		Copies	-	-	-	-	-	-
5153		Pest Control	425	1,761	1,395	3,576	2,000	5,000
5156		Employee Medical and Dental	2,282	1,836	2,676	3,443	3,000	3,000
5158		Medical & Dental-Prisoners	95,402	122,992	93,320	121,774	105,000	125,000
5158	1	Doctor Services	29,591	75,250	106,235	88,454	75,000	80,000
5158	2	Hospital Services	292,057	594,317	439,199	303,889	400,000	400,000
5158	3	Prescription Medicine	195,179	260,713	232,296	185,335	215,000	215,000
5158	4	Tests/Lab	16,281	29,799	32,874	32,326	25,000	30,000
5158	5	Medical Doctor Deductible	-	-	16,356	-	-	-
5206		Medical Supplies	32,239	27,405	22,798	45,942	35,000	35,000
5211		Office Supplies	31,482	37,791	37,512	31,150	40,000	35,000
5211	2	Jail Supplies	30,607	11,849	32,345	11,825	12,559	-
5212		Gas & Oil	43,416	41,280	43,380	28,646	44,549	29,841
5215		Tires	-	1,388	4,403	45	5,000	5,000
5216		Cleaning Supplies	31,686	43,539	49,691	41,325	45,000	45,000
5219		Misc. Supplies: Internal	8,211	14,986	4,716	5,796	15,000	20,000
5219	2	Inmate Supplies	80,907	64,132	65,526	88,912	70,000	70,000
5220		Inactive Inmate Supplies	837	957	2,881	3,797	-	-
5221		Building Rental	-	-	-	-	-	-
5223		Copy Machine Rental	20,444	20,044	18,108	15,483	15,000	18,000
5228		Uniforms	20,812	20,063	35,876	15,626	35,000	30,000
5231		Building Repairs & Maint	140,024	82,847	92,086	86,509	145,000	135,000
5233		Office Eqmt. Repair & Maint.	-	256	-	48	-	-

Baldwin County Commission

FY 2016 Budget

Detailed Expenditures

Fund 00001 General Fund
Dept 52200 Jail

Object Act	Sub Act	Description	FY 2012	FY 2013	FY 2014	FY 2015 YTD Aug	FY 2015 Budget	FY 2016 Budget
5234		Repairs & Maint. M. V.	3,866	4,132	3,419	2,963	6,000	6,000
5235		Computer & Software	7,552	10,810	11,103	11,020	15,000	17,000
5235	001	Computer Support Services	-	-	-	-	-	61,278
5240		Utilities	-	-	-	-	-	-
5240	01	Electricity	-	-	-	-	-	-
5240	02	Water & Sewage	-	-	-	-	-	-
5240	03	Natural Gas	-	-	-	-	-	-
5240	04	Garbage Service	690	179	973	282	1,200	1,000
5251		Telephone	42,211	43,570	46,622	45,888	52,000	55,000
5252		Postage	-	-	162	-	-	-
5253		Advertising	213	2,853	1,280	399	2,000	1,000
5255		Radio Communications	-	-	-	-	-	5,800
5272		Insurance: M. V.	2,877	2,684	2,297	2,500	4,000	2,500
5273		Surety Bonds	-	-	100	100	100	100
5278		Deduction on Insurance Claims	15,000	-	-	-	-	-
5290		Reserve	-	-	-	-	-	-
5291		Direct Support For Sheriff	6,183,004	6,009,397	6,016,814	5,439,574	6,312,183	6,609,823
5407		License Tag	1	-	-	49	50	50
5500		Capital	3,913	-	260,433	249,313	694,887	-
5500	5550	Motor Vehicles	22,239	-	-	58,813	58,000	98,000
5540		Other Equipment	-	27,219	-	40,182	-	70,000
5542		Communication Equipment	164,533	-	-	-	-	-
5580		Computer Equipment	-	-	6,158	-	-	-
Totals		52200 Jail	\$ 7,694,670	\$ 7,640,016	\$ 7,832,474	\$ 7,099,715	\$ 8,582,528	\$ 8,358,392

Baldwin County Commission

Fund		00001 General Fund		FY 2016 Budget				
Dept		52300 Emergency Management		Detailed Expenditures				
Object Act	Sub Act	Description	FY 2012	FY 2013	FY 2014	FY 2015 YTD Aug	FY 2015 Budget	FY 2016 Budget
5103		Overtime	2,753	702	5,026	513	4,000	4,000
5105		Car Allowance	113	(113)	-	-	-	-
5106		Longevity	2,500	2,500	2,500	2,500	2,500	1,500
5113		Salaries	312,140	338,309	367,977	349,239	388,902	394,200
5114	01	BP Spill Labor/Benefits	-	-	-	-	-	-
5114	02	Hurr Isaac Labor/Benefits	(3,068)	-	-	-	-	-
5121		Retirement	16,214	17,988	23,499	19,605	24,753	24,489
5121	02	Retirement Tier II	-	-	-	1,175	-	-
5122		Health Insurance	14,929	23,881	24,319	16,715	23,729	29,073
5123		Life Insurance	248	298	310	238	399	399
5124		Social Security	23,823	24,565	27,434	26,138	30,247	30,578
5125		Workers Comp	4,577	4,489	2,761	2,960	3,327	5,382
5126		Unemployment Insurance	795	5,334	2,137	(385)	700	670
5129		Disability	847	-	-	530	899	861
5150		Contract Services	4,552	4,062	4,324	1,739	4,653	4,777
5150	2	USGS FLOOD MONITORING	15,600	7,800	22,100	22,100	22,100	22,100
5150	3	Consulting Services	-	-	-	-	2,000	3,000
5150	99	Temporary Labor	19,435	14,133	19,853	7,279	18,000	2,000
5153		Pest Control	256	196	196	196	550	326
5154		Legal Services	-	-	51	-	-	-
5156		Drug Test	1,532	314	350	355	400	418
5170		Training	1,842	1,925	2,631	3,811	6,850	3,500
5170	1703	Emergency Preparedness Train	7,532	-	-	-	-	-
5170	1704	Rape Aggression Defense Prog	2,450	-	-	-	-	-
5171		Dues	1,000	1,045	1,370	565	1,000	1,000
5211		Office Supplies	3,300	5,132	7,892	7,469	8,700	8,700
5211	02	Printing of EOP	-	509	-	-	200	200
5211	03	Printing Brochures/Pamp/Form	-	7,421	-	-	1,000	500
5211	1	Sm Office/Comp Eqpt	7,464	26,297	5,100	8,523	11,250	12,750
5212		Gas & Oil	5,718	7,190	7,891	5,078	7,700	5,316
5215		Tires	72	1,554	44	1,036	1,320	1,320
5216		Cleaning Supplies	1,747	1,989	1,926	1,923	2,000	2,000
5218		Emergency Food Supplies	254	-	892	-	2,300	2,000

Baldwin County Commission

Fund		00001 General Fund		FY 2016 Budget				
Dept		52300 Emergency Management		Detailed Expenditures				
Object Act	Sub Act	Description	FY 2012	FY 2013	FY 2014	FY 2015 YTD Aug	FY 2015 Budget	FY 2016 Budget
5219		Misc. Supplies	4,437	16,130	16,637	9,262	11,859	11,500
5219	03	Hazmat Trailor Supplies	-	-	-	-	-	-
5219	04	Shelter Supplies	-	-	1,882	3,430	6,000	5,930
5219	05	Small Misc. Equipmt	-	-	-	-	-	-
5219	06	EMPG 07 Addtl. Funds	-	-	-	-	-	-
5219	07	EMPG 08 Addtl Funds	-	-	-	-	-	-
5219	08	EMPG 9 EMS Addtl Funds	1,045	-	-	-	-	-
5219	09	EMPG 09 Additional Funds	-	297	-	-	-	-
5219	10	EMPG State Funds	-	-	-	-	-	-
5219	11	EMPG FY10 Federal Funds	-	-	-	-	-	-
5219	12	EMPG FY11 State Funds	-	-	-	-	-	-
5219	13	EMPG FY11 Federal Funds	-	-	-	-	-	-
5219	14	EMPG FY12 State Funds	-	-	-	-	-	-
5223		Copy Machine Rental	10,997	9,359	5,515	2,998	10,300	5,000
5228		Uniforms	-	2,783	1,984	948	2,500	2,000
5230		Landscaping	-	-	-	-	-	-
5231		Building Repairs & Maint	20,254	23,299	29,756	25,707	24,700	20,000
5233		Office Eqmt. Repair & Maint.	10	-	-	-	200	-
5234		Repairs & Maint. M. V.	2,587	3,161	2,938	3,710	4,250	4,000
5235		Computer & Software Maint	6,743	10,108	10,184	5,188	11,750	10,500
5235	001	Computer Support Services	-	-	-	-	-	10,728
5236		Radio Repair	1,647	137	3,848	1,295	2,500	2,000
5240		Utilities	-	346	-	-	-	-
5240	01	Electricity	-	-	-	-	-	-
5240	02	Water & Sewage	-	-	-	-	-	-
5240	03	Natural Gas	-	-	-	-	-	-
5240	04	Garbage Service	-	-	-	-	-	-
5251		Telephone	49,113	49,111	49,276	43,380	50,000	50,000
5252		Postage	720	874	611	392	500	750
5253		Advertising	729	410	999	3,908	3,932	1,000
5253	01	Advertising EMA Preparedness	-	3,346	3,224	5,500	3,350	4,000
5260		Travel	10,238	9,437	13,046	5,645	9,756	11,450
5260	89	Taxable Meals	-	-	15	75	-	-
5270		Insurance	-	-	(33)	-	-	-

Baldwin County Commission

FY 2016 Budget

Detailed Expenditures

Fund 00001 General Fund
 Dept 52300 Emergency Management

Object Act	Sub Act	Description	FY 2012	FY 2013	FY 2014	FY 2015 YTD Aug	FY 2015 Budget	FY 2016 Budget
5272		Insurance: M. V.	1,394	1,274	1,255	1,859	1,864	1,859
5407		Tags	24	-	1	24	40	26
5409		Subscriptions	-	-	-	89	600	250
5499		Other Misc Expenditures	-	-	-	-	-	-
5500		Capital	-	-	9,088	-	-	-
5541		Office Equip. & Furniture	-	-	7,466	-	-	-
5550		Motor Vehicle	-	-	31,141	38,255	38,347	33,000
5590		Other Fixed Assets	-	5,336	-	-	-	-
Totals		52300 Emergency Management	\$ 558,561	\$ 632,929	\$ 719,412	\$ 630,966	\$ 751,927	\$ 735,052

Baldwin County Commission

Fund		00001 General Fund		FY 2016 Budget				
Dept		52301 EmergShelter BM Level2		Detailed Expenditures				
Object Act	Sub Act	Description	FY 2012	FY 2013	FY 2014	FY 2015 YTD Aug	FY 2015 Budget	FY 2016 Budget
5121		Retirement	-	-	-	-	-	-
5122		Health Insurance	-	-	-	-	-	-
5123		Life Insurance	-	-	-	-	-	-
5124		Social Security	-	-	-	-	-	-
5125		Workers Comp	-	-	-	-	-	-
5126		Unemployment Insurance	-	-	-	-	-	-
5129		Disability	-	-	-	-	-	-
5150		Contract Services	65	139	-	34	-	-
5153		Pest Control	-	96	96	96	-	48
5231		Building Repairs & Maint	212	243	-	806	600	1,031
5240		Utilities	-	-	-	-	-	-
5240	01	Electricity	-	-	-	-	-	-
5240	02	Water & Sewage	-	-	-	-	-	-
5240	03	Natural Gas	-	-	-	-	-	-
5240	04	Garbage Service	-	-	-	-	-	-
Totals		52301 EmergShelter BM Level2	\$ 277	\$ 478	\$ 96	\$ 936	\$ 600	\$ 1,079

Baldwin County Commission

Fund		00001 General Fund		FY 2016 Budget				
Dept		52400 Coroner		Detailed Expenditures				
Object Act	Sub Act	Description	FY 2012	FY 2013	FY 2014	FY 2015 YTD Aug	FY 2015 Budget	FY 2016 Budget
5103		Overtime	10	134	268	116	500	500
5105		Car Allowance	-	-	-	-	-	-
5112		Expense Allowance	1,146	1,146	1,146	1,108	-	451
5113		Salary	43,808	43,770	44,771	44,015	47,622	50,444
5121		Retirement	1,529	1,519	1,875	1,850	3,033	3,133
5122		Health Insurance	8,600	9,179	8,679	7,269	8,473	9,928
5123		Life Insurance	45	43	44	37	114	114
5124		Social Security	2,942	3,031	3,265	3,201	3,681	3,897
5125		Workers Comp	157	181	165	162	193	170
5126		Unemployment	-	-	-	-	86	91
5129		Disability	85	-	-	50	75	117
5150		Contract Services	23,310	20,031	32,850	38,213	51,600	41,600
5150	02	Body Transport Services	43,575	47,667	53,625	51,775	44,800	50,000
5150	99	Temporary Labor	1,992	1,747	-	-	-	-
5153		Pest Control	77	176	235	136	300	250
5156		Employee Medical	45	-	-	-	50	-
5170		Training	521	518	2,646	4	650	2,000
5171		Dues	500	500	925	1,239	1,125	1,500
5211		Office Supplies	4,077	3,229	2,445	2,892	3,500	3,500
5211	01	Small Office Eqmt.	3,071	1,359	1,699	-	3,300	3,300
5212		Gas & Oil	1,299	1,214	1,061	676	2,182	802
5219		Misc Supplies	8,683	6,469	2,428	1,204	1,000	1,500
5219	01	Coroner Supplies and Sm. Equip	-	1,025	5,121	6,911	7,177	8,000
5223		Copy Machine Rental	4,255	3,793	3,510	2,887	3,200	3,470
5231		Building Repairs & Maintenan	675	5,192	2,098	5,956	2,200	4,500
5234		Repairs & Maint. M.V.	332	1,212	238	158	700	700
5235	001	Computer Support Services	-	-	-	-	-	2,221
5240		Utilities	-	-	-	-	-	-
5240	01	Electricity	-	-	-	-	-	-
5240	02	Water & Sewage	-	-	-	-	-	-
5240	03	Natural Gas	-	-	-	-	-	-
5240	04	Garbage Service	-	-	-	-	-	-
5251		Telephone	6,283	6,753	6,572	5,517	6,200	6,500

Baldwin County Commission

FY 2016 Budget

Detailed Expenditures

Fund Dept	00001 52400	General Fund Coroner	FY 2012	FY 2013	FY 2014	FY 2015 YTD Aug	FY 2015 Budget	FY 2016 Budget
Object Act	Sub Act	Description						
5252		Postage	91	192	210	125	250	195
5260		Travel	-	-	-	3,317	4,000	4,500
5272		MV Insurance	407	405	401	249	856	249
5273		Surety Bonds	500	710	817	330	617	-
5500		Capital	-	-	-	8,781	18,000	-
5521		Building	-	-	-	-	-	-
5550		Motor Vehicles	-	-	-	-	28,000	-
Totals		52400 Coroner	\$ 158,014	\$ 161,196	\$ 177,095	\$ 188,177	\$ 243,484	\$ 203,632

Baldwin County Commission

Fund 00001 General Fund			FY 2016 Budget					
Dept 52600 Juvenile Probation Officer			Detailed Expenditures					
Object Act	Sub Act	Description	FY 2012	FY 2013	FY 2014	FY 2015 YTD Aug	FY 2015 Budget	FY 2016 Budget
5103		Overtime	-	-	-	-	-	-
5106		Longevity	-	-	-	-	-	-
5113		Salaries	-	-	-	-	-	-
5121		Retirement	-	-	1,284	-	-	-
5122		Health Insurance	-	-	-	-	-	-
5123		Life Insurance	-	-	-	-	-	-
5124		Social Security	-	-	-	-	-	-
5125		Workers Comp	4,171	-	-	-	-	-
5126		Unemployment Insurance	-	-	-	-	-	-
5129		Disability	-	-	-	-	-	-
5150		Contract Services	8,055	9,430	9,125	7,100	10,000	10,000
5153		Pest Control	121	-	-	-	-	-
5156		Employee Medical & Dental	-	-	63	-	-	-
5223		Copy Machine Rental	-	-	-	-	-	-
5231		Building Repairs & Maint	49	229	13	-	-	-
5234		Repairs & Maint. M. V.	-	-	-	-	-	-
5251		Telephone	6,979	7,914	8,006	7,326	6,600	7,412
5260		Travel	-	-	-	-	100	-
Totals		52600 Juvenile Probation Officer	\$ 19,375	\$ 17,573	\$ 18,491	\$ 14,426	\$ 16,700	\$ 17,412

Baldwin County Commission

Fund		00001 General Fund		FY 2016 Budget				
Dept		52710 Building Inspection Dept.		Detailed Expenditures				
Object Act	Sub Act	Description	FY 2012	FY 2013	FY 2014	FY 2015 YTD Aug	FY 2015 Budget	FY 2016 Budget
5103		Overtime	223	110	588	496	650	600
5105		Car Allowance	-	-	-	-	-	-
5106		Longevity	8,500	6,000	6,000	6,500	6,500	7,000
5113		Salaries	365,192	301,133	305,569	310,141	358,677	376,558
5121		Retirement	17,294	15,423	21,396	18,201	22,638	23,196
5121	02	Retirement Tier II	-	-	-	1,339	-	-
5122		Health Insurance	39,989	31,506	32,999	32,588	38,302	47,732
5123		Life Insurance	299	253	266	244	399	399
5124		Social Security	26,862	21,887	22,227	22,690	27,987	29,388
5125		Workers Comp	6,508	3,142	4,390	5,182	6,218	5,483
5126		Unemployment Insurance	(3)	-	-	-	645	678
5129		Disability	1,277	-	-	541	829	870
5150		Contract Services	20	220	36	31	-	-
5150	01	Credit Card Fees	3	(3)	-	-	-	-
5150	5	Unsafe/Nuisance removal	-	-	-	-	-	-
5150	99	Temporary Labor	-	-	-	-	-	-
5153		Pest Control	71	136	136	136	100	110
5156		Drug Test	180	55	55	231	250	250
5170		Training	665	1,937	1,449	1,254	10,000	7,500
5171		Dues	1,120	1,980	1,870	2,085	2,000	2,000
5211		Office Supplies	4,974	5,294	6,318	10,556	5,000	6,200
5211	1	Office/Computer Equipment	-	-	-	-	2,000	2,000
5212		Gas & Oil	9,289	11,325	13,070	8,809	10,600	8,601
5215		Tires	1,015	851	628	1,777	1,500	2,500
5219		Misc. Supplies	1,089	372	114	132	500	500
5221		Building Rental	-	-	-	-	-	-
5223		Copy Machine Rental	9,230	8,088	9,093	7,131	9,500	9,000
5228		Uniforms	-	-	-	-	-	-
5231		Building Repairs & Maint	90	-	-	234	500	440
5233		Office Eqmt. Repair & Maint.	-	-	-	-	200	100
5234		Repairs & Maint. M. V.	6,165	2,420	4,035	3,950	3,500	4,500
5235		Computer & Software Maint	7,969	39,455	2,745	10,670	10,000	13,500
5235	001	Computer Support Services	-	-	-	-	-	7,158

Baldwin County Commission

Fund		00001 General Fund		FY 2016 Budget				
Dept		52710 Building Inspection Dept.		Detailed Expenditures				
Object Act	Sub Act	Description	FY 2012	FY 2013	FY 2014	FY 2015 YTD Aug	FY 2015 Budget	FY 2016 Budget
5251		Telephone	9,561	8,891	9,741	8,868	12,000	10,500
5252		Postage	442	371	603	569	800	800
5253		Advertising	1,822	-	288	-	1,000	1,000
5260		Travel	2,818	475	2,622	480	5,000	2,500
5260	89	Taxable Meals	-	-	-	-	-	-
5272		Insurance: M. V.	1,014	1,028	846	218	1,136	218
5273		Surety Bonds	-	248	417	-	-	-
5407		License Tags	-	-	-	1	200	100
5409		Subscriptions	-	-	-	-	100	-
5410		Books & Pamphlets	1,124	711	330	504	800	1,000
5499		Miscellaneous Expense	-	85	-	-	300	150
5550		Motor Vehicles	-	-	-	-	-	44,000
Totals		52710 Building Inspection Dept.	\$ 524,803	\$ 463,392	\$ 447,829	\$ 455,556	\$ 539,831	\$ 616,531

Baldwin County Commission

Fund 00001 General Fund
 Dept 52730 Planning Department

FY 2016 Budget
 Detailed Expenditures

Object Act	Sub Act	Description	FY 2012	FY 2013	FY 2014	FY 2015 YTD Aug	FY 2015 Budget	FY 2016 Budget
5103		Overtime	34	1,000	1,073	477	500	500
5106		Longevity	4,500	3,000	4,000	4,000	4,000	5,000
5113		Salaries	307,877	275,467	296,733	276,006	308,632	319,362
5114		Salary Offset Contracts	-	-	-	-	-	-
5114	01	BP Spill Labor/Benifits	-	-	-	-	-	-
5121		Retirement	14,989	14,669	19,826	17,419	19,476	19,672
5122		Health Insurance	18,411	24,248	28,168	24,046	28,076	33,349
5123		Life Insurance	257	252	266	222	342	342
5124		Social Security	22,874	20,379	22,040	20,523	23,954	24,852
5125		Workers Comp	3,845	1,005	893	838	1,048	904
5126		Unemployment Insurance	-	-	-	-	557	574
5129		Disability	1,214	-	-	485	714	739
5150		Contract Services	1,463	-	8,500	-	3,000	1,250
5150	002	Court Reporter	4,718	5,490	5,233	2,278	-	1,790
5150	003	TV Prod P&Z Comm Meetings	-	-	-	-	-	-
5150	99	Temporary Labor	-	-	-	-	-	-
5153		Pest Control	-	-	-	-	60	25
5154		Legal Services	-	-	27	-	-	-
5156		Drug Test	80	158	100	-	600	250
5170		Training	599	1,232	285	1,426	3,500	1,907
5171		Dues	660	210	210	372	1,200	872
5211		Office Supplies	5,547	5,606	4,164	2,432	10,560	5,868
5211	1	Sm Office/Comp Eqpt	3,776	35	559	353	5,720	2,446
5212		Gas & Oil	5,971	4,830	3,656	2,446	5,500	2,988
5215		Tires	594	30	657	-	1,000	417
5219		Misc. Supplies	33	8	-	445	2,000	1,277
5221		Building Rental	-	-	-	-	-	-
5223		Copy Machine Rental	6,678	10,970	11,218	8,841	12,121	10,447
5227		Office Equipment Rental	-	-	-	-	500	-
5231		Building Repairs & Maint	-	-	-	-	-	-
5233		Office Eqmt. Repair & Maint.	-	-	-	-	100	-
5234		Repairs & Maint. M. V.	115	1,220	3,540	257	1,500	882
5235		Computer & Software Maint	18,377	1,015	12,314	12,470	18,500	19,915

Baldwin County Commission

Fund		00001 General Fund		FY 2016 Budget				
Dept		52730 Planning Department		Detailed Expenditures				
Object Act	Sub Act	Description	FY 2012	FY 2013	FY 2014	FY 2015 YTD Aug	FY 2015 Budget	FY 2016 Budget
5235	001	Computer Support Services	-	-	-	-	-	7,450
5251		Telephone	9,019	9,804	10,039	8,723	18,000	13,124
5252		Postage	3,804	4,553	4,152	3,118	11,000	6,577
5253		Advertising	7,041	5,575	19,193	10,191	15,000	12,774
5260		Travel	1,633	1,525	1,437	1,504	3,500	2,328
5260	89	Taxable Meals	-	-	-	15	-	15
5272		Insurance: M. V.	-	-	232	260	325	260
5278		Deduction on Insurance Claims	-	-	-	-	-	-
5292		Appr. To Environ. Council	-	200	-	-	500	207
5407		License Tags	-	-	1	-	-	-
5409		Subscriptions	172	151	179	234	300	359
5410		Books & Pamphlets	-	-	-	-	500	207
5499		Miscellaneous Expense	-	-	-	-	-	-
5550		Motor Vehicles	-	-	18,146	-	-	-
Totals			\$ 444,279	\$ 392,631	\$ 476,841	\$ 399,379	\$ 502,285	\$ 498,929

Baldwin County Commission

Fund		00001 General Fund		FY 2016 Budget				
Dept		55210 Cigarette Tax Inspector		Detailed Expenditures				
Object Act	Sub Act	Description	FY 2012	FY 2013	FY 2014	FY 2015 YTD Aug	FY 2015 Budget	FY 2016 Budget
5121		Retirement	-	-	-	-	-	-
5122		Health Insurance	-	-	-	-	-	-
5123		Life Insurance	-	-	-	-	-	-
5124		Social Security	-	-	-	-	-	-
5125		Workers Comp	-	-	-	-	-	-
5126		Unemployment Insurance	-	-	-	-	-	-
5211		Supplies (Stamps)	21,119	35,187	14,025	14,025	37,723	35,000
5219		Misc. Supplies	-	-	-	-	-	-
5252		Postage	-	-	-	-	-	-
5287		Foley Youth Program	26,604	26,137	25,870	22,132	27,100	27,100
5288		F'Hope Youth Program	26,604	26,137	25,870	22,132	27,100	27,100
5289		Daphne Youth Program	26,604	26,137	25,870	22,132	27,100	27,100
5290		B C Mental Health	514,349	505,307	500,149	427,890	583,240	583,240
5291		Mental Retardation Board Pay	110,851	108,902	107,791	92,218	115,000	115,000
5293		Dawn House Appr	26,604	26,137	25,870	22,132	27,700	27,700
5294		Lighthouse Appr.	26,604	26,137	25,870	22,132	27,700	27,700
5295		Dept of Human Resources Appr	8,868	8,712	8,623	7,377	10,056	10,000
5296		Bay Minette Yth Prog Appr	26,604	26,137	25,870	22,132	27,700	27,700
5297		Judical Volunteer Prog Appr	-	-	-	-	-	-
5298		Care Appr	66,511	65,341	64,674	55,331	68,000	68,000
5299		Boys & Girls Clubs Appr	-	-	-	-	-	-
Totals		55210 Cigarette Tax Inspector	\$ 881,323	\$ 880,270	\$ 850,481	\$ 729,634	\$ 978,419	\$ 975,640

Baldwin County Commission

Fund		00001 General Fund		FY 2016 Budget				
Dept		55420 Animal Shelter/ Control		Detailed Expenditures				
Object Act	Sub Act	Description	FY 2012	FY 2013	FY 2014	FY 2015 YTD Aug	FY 2015 Budget	FY 2016 Budget
5103		Overtime	-	-	5,428	4,913	7,000	7,000
5106		Longevity	-	-	1,000	1,500	1,500	1,500
5113		Salaries	-	-	32,130	28,229	31,508	32,331
5121		Retirement	-	-	2,718	2,088	2,426	2,419
5122		Health Insurance	-	-	3,910	3,278	3,814	4,487
5123		Life Insurance	-	-	44	37	57	57
5124		Social Security	-	-	2,862	2,573	3,061	3,124
5125		Workers Comp	-	-	669	628	767	656
5126		Unemployment Insurance	-	-	-	-	57	58*
5129		Disability	-	-	-	50	73	75
5150		Contract Services	-	-	1,924	1,490	2,500	1,802
5153		Pest Control	-	-	216	216	100	220
5156		Employee Medical Service	-	-	40	-	90	37
5170		Training	-	-	-	2	500	-
5190		Rabies Shots For Animals	-	-	-	-	250	-
5212		Gas & Oil	-	-	-	-	-	-
5215		Tires	-	-	1,855	841	2,250	1,778
5219		Misc. Supplies	-	-	91	112	750	312
5228		Uniforms	-	-	295	161	400	268
5231		Building Repairs & Maint	-	-	5,771	9,014	8,500	11,942
5234		Repairs & Maint. M. V.	-	-	7,773	8,209	28,000	16,830
5235	001	Computer Support Services	-	-	-	-	-	494
5239		Misc. Repairs/Maint	-	-	110	465	900	840
5240	01	Electricity	-	-	31,744	30,282	25,000	33,321
5240	02	Water & Sewage	-	-	6,107	6,107	7,000	6,989
5251		Telephone	-	-	5,107	4,369	4,250	4,599
5260		Travel	-	-	954	-	1,000	417
5280		Depreciation	-	-	-	-	-	-
5409		Subscriptions	-	-	-	-	100	-
Totals		55420 Animal Shelter/ Control	\$ -	\$ -	\$ 110,750	\$ 104,563	\$ 131,853	\$ 131,556

Baldwin County Commission

FY 2016 Budget

Detailed Expenditures

Fund	00001	General Fund								
Dept	56300	Indigent Burial								
Object Act	Sub Act	Description	FY 2012	FY 2013	FY 2014	FY 2015 YTD Aug	FY 2015 Budget	FY 2016 Budget		
5199		Misc Expenses: Indigent Burial	1,500	1,000	4,500	4,500	11,000	11,000		
Totals		56300 Indigent Burial	\$ 1,500	\$ 1,000	\$ 4,500	\$ 4,500	\$ 11,000	\$ 11,000		

Baldwin County Commission

Fund		00001 General Fund		FY 2016 Budget				
Dept		57100 Library Services		Detailed Expenditures				
Object Act	Sub Act	Description	FY 2012	FY 2013	FY 2014	FY 2015 YTD Aug	FY 2015 Budget	FY 2016 Budget
5121		Retirement	-	-	-	-	-	-
5121	01	Administrator's ICMA	-	-	-	-	-	-
5122		Health Insurance	-	-	-	-	-	-
5123		Life Insurance	-	-	-	-	-	-
5124		Social Security	-	-	-	-	-	-
5125		Workers Comp	-	-	-	-	-	-
5126		Unemployment Insurance	-	-	-	-	-	-
5212		Gas & Oil/Library Systems	4,499	4,850	3,885	539	4,800	3,076
5233		Office Eqmt. Repair & Maint.	-	-	-	-	100	-
5251		Telephone Charges	5,323	5,316	5,318	4,868	5,388	5,329
5252		Postage	4,410	4,568	4,662	3,747	5,365	4,611
5299		Library Services Appropriation	82,442	78,561	80,202	81,104	81,104	81,104
Totals		57100 Library Services	\$ 96,673	\$ 93,295	\$ 94,068	\$ 90,258	\$ 96,757	\$ 94,120

Baldwin County Commission

Fund		00001 General Fund		FY 2016 Budget				
Dept		58100 Board Of Education		Detailed Expenditures				
Object Act	Sub Act	Description	FY 2012	FY 2013	FY 2014	FY 2015 YTD Aug	FY 2015 Budget	FY 2016 Budget
5150		Contract Service	449	724	400	56	1,000	417
5153		Pest Control	184	176	176	176	-	88
5211		Office Supplies	-	-	-	-	-	-
5223		Copy Machine Rental	2,974	931	2,278	2,080	3,155	2,861
5231		Building Repairs & Maint	1,089	1,194	3,370	1,832	5,000	3,567
5233		Office Eqmt. Repair & Maint.	-	-	-	-	-	-
5235		Computer Repair & Maint	-	-	-	-	-	-
5240		Utilities	-	-	-	-	-	-
5240	01	Electricity	-	-	-	-	-	-
5251		Telephone	43,260	43,260	43,260	39,655	43,260	43,260
5252		Postage	23,886	23,003	21,559	24,547	23,000	19,736
Totals		58100 Board Of Education	\$ 71,843	\$ 69,287	\$ 71,043	\$ 68,347	\$ 75,415	\$ 69,929

Baldwin County Commission

			FY 2016 Budget					
			Detailed Expenditures					
Fund	00001	General Fund						
Dept	58200	Extension Service Appr						
Object Act	Sub Act	Description	FY 2012	FY 2013	FY 2014	FY 2015 YTD Aug	FY 2015 Budget	FY 2016 Budget
5251		Telephone	852	852	852	781	900	872
5297		Extension Service Approp.	-	-	-	-	-	-
Totals		58200 Extension Service Appr	\$ 852	\$ 852	\$ 852	\$ 781	\$ 900	\$ 872

Baldwin County Commission

			FY 2016 Budget					
			Detailed Expenditures					
Fund	00001	General Fund						
Dept	55100G	Health Department						
Object Act	Sub Act	Description	FY 2012	FY 2013	FY 2014	FY 2015 YTD Aug	FY 2015 Budget	FY 2016 Budget
5121		Retirement	-	-	-	-	-	-
5122		Health Insurance	-	-	-	-	-	-
5123		Life Insurance	-	-	-	-	-	-
5124		Social Security	-	-	-	-	-	-
5125		Workers Comp	-	-	-	-	-	-
5126		Unemployment Insurance	-	-	-	-	-	-
5150		Contracted Services	45	-	-	-	-	-
5153		Pest Control	655	655	655	655	1,000	1,072
5212		Gas & Oil	-	-	-	-	300	125
5219		Misc Supplies	-	-	-	46	-	-
5231		Bldg Repairs	6,131	6,059	13,411	6,706	8,000	6,765
5240	01	Electricity	-	-	-	-	5,837	-
5240	02	Water & Sewage	-	-	-	-	479	-
5550		Motor Vehicles	-	-	-	-	-	-
Totals		55100G Health Department	\$ 6,831	\$ 6,714	\$ 14,066	\$ 7,407	\$ 15,616	\$ 7,962

Table of Contents for Hwy Department Funds

Fund 111 7 Cent Gasoline Tax Fund Summary	Page C-1
Fund 112 Road & Bridge Fund Summary	Page C-2
Fund 113 Public Highway & Traffic Fund Summary	Page C-3
Fund 117 RRR Gasoline Tax Fund Summary	Page C-4
Fund 111 7 Cent Gasoline Tax Fund Detailed Revenue	Page C-5
Fund 112 Road & Bridge Fund Detailed Revenue	Page C-7
Fund 113 Public Highway & Traffic Fund Detailed Revenue	Page C-8
Fund 117 RRR Gasoline Tax Fund Detailed Revenue	Page C-9
Fund 111 7 Cent Gasoline Tax Fund Transfers In	Page C-10
Fund 112 Road & Bridge Fund Transfers In	Page C-11
Fund 113 Public Highway & Traffic Fund Transfers In	Page C-12
Fund 117 RRR Gasoline Tax Fund Transfers In	Page C-13
Fund 111 7 Cent Gasoline Tax Fund Transfers Out	Page C-14
Fund 112 Road & Bridge Fund Transfers Out	Page C-15
Fund 113 Public Highway & Traffic Fund Transfers Out	Page C-16
Fund 117 RRR Gasoline Tax Fund Transfers Out	Page C-17
<u>SEVEN (7) CENT GASOLINE FUND:</u>	
53000 Public Works Dept. Miscellaneous	Page C-18
51005 Disaster Highway 111	Page C-20
53100 Public Works Administration	Page C-21
53101 Hwy Right of Way	Page C-23
53111 Area I Maintenance	Page C-25
53112 Area II Maintenance	Page C-28
53113 Area III Maintenance	Page C-31
53120 Construction Engineering	Page C-34
53130 Maintenance Engineering	Page C-36
53131 Paving Crew	Page C-38
53132 Striping Crew	Page C-40
53133 Sign Crew	Page C-42
53135 Hwy Mowing Crew	Page C-44
53150 Subdivision Development	Page C-45

53555 Hwy Building Cost	Page C-47
53600 Pre-Construction Engineering	Page C-48
53700 Flood Event 14	Page C-50
111 0205413 Sidewalk construction US 98	Page C-52
111 0205711 CR 13 @ CR 48 (Int. Imp.)	Page C-53
111 0206113 Keller Rd - Bridge Replacement	Page C-54
111 0206213 CR 13@CR 30	Page C-55
111 0206412 CR 55 - Bridge Replacement	Page C-56
111 0206815 Resurface CR 40	Page C-57
111 0206915 Resurface CR 138	Page C-58
111 0207015 Resurface Flowerwood Rd	Page C-59
111 0207115 Resurface E Flying K Rd	Page C-60
111 0207215 Resurface Lost River Rd	Page C-61
111 0207315 Resurface Lost River Rd E	Page C-62
111 0207415 Resurface CR 87	Page C-63
111 0207515 Resurface CR 68	Page C-64
111 0207615 Resurface Lawrence Rd	Page C-65
111 0207715 Resurface Gunnison Rd	Page C-66
111 0207815 Resurface Lawrence Rd Ext	Page C-67
111 0207915 Resurface Red Barn Rd	Page C-68
111 0208015 Resurface CR 49	Page C-69
111 0208115 Resurface CR 83	Page C-70
111 0208215 Resurface Keller Rd	Page C-71
111 0208315 Resurface Bemis Ln	Page C-72
111 0208415 Resurface Roscoe Rd	Page C-73
111 0212809 CR 34 bridge over Negro Creek	Page C-74
111 0215210 Truck Trail 17 over Roans	Page C-75
111 0218414 Resurface Mary Hadley Rd	Page C-76
111 0218514 Resurface CR 38	Page C-77
111 0218614 Resurface CR 65	Page C-78
111 0218814 Resurface CR 64	Page C-79
111 0218914 Resurface CR 65	Page C-80
111 0219014 Resurface CR 48	Page C-81

111 0219114 Resurface CR 65
111 0219214 Resurface CR 12
111 0219314 Resurface CR 97
111 0219414 Resurface CR 91
111 0220911 CR 64 at CR 13;

Page C-82
Page C-83
Page C-84
Page C-85
Page C-86

Baldwin County Commission
FY 2016 Budget Fund Summary
Year to Date As Of 8/31/15

Description	FY 2011 Annual	FY 2012 Annual	FY 2013 Annual	FY 2014 Annual	FY 2015 YTD	FY 2015 Annual Budget	FY 2016 Annual Budget
00111							
7 Cent Gasoline Tax Fund							
Revenue							
Taxes	(7,018,882)	(6,949,389)	(6,997,466)	(7,314,353)	(6,259,382)	(7,000,000)	(7,700,000)
Special Assessments	0	0	0	0	0	0	0
Licenses & Permits	0	0	0	0	0	0	0
Intergovernmental	(3,347,967)	(3,152,245)	(4,169,198)	(5,778,190)	(7,726,592)	(2,730,694)	(15,612,436)
Charges For Services	(21,812)	(118,664)	(32,297)	(26,372)	(42,668)	(55,211)	(31,600)
Miscellaneous Revenue	(324,692)	(452,495)	(544,954)	(531,465)	(253,271)	(492,973)	(479,000)
Fund Balance	0	0	0	0	0	(3,373,326)	(10,014,149)
Total Revenue	(10,713,353)	(10,672,793)	(11,743,916)	(13,650,380)	(14,281,913)	(13,652,204)	(33,837,185)
Expenditures							
Employee Compensation	7,695,153	7,725,481	6,848,785	7,266,988	6,656,727	7,842,831	8,033,160
Services Provided By Others	1,419,848	7,597,635	4,468,950	4,857,383	3,609,892	5,400,973	25,399,541
Supplies, Repairs & Maintenance	3,231,368	2,478,963	3,090,269	2,596,731	2,799,563	2,521,918	2,322,344
Utilities & Communication	190,192	197,810	197,602	240,757	227,093	221,200	229,195
Travel	6,716	8,080	10,559	15,419	4,977	14,350	13,058
Other Operating Expenditures	492,320	840,943	731,313	759,846	324,328	1,102,310	509,828
Capital Expenditures	621,103	2,212,421	669,553	7,869,074	1,119,088	1,335,000	4,630,000
Debt Service	679,175	88,020	0	0	0	0	0
Intergovernmental	0	0	0	0	0	0	0
Total Expenditures	14,335,874	21,149,353	16,017,031	23,606,199	14,741,667	18,438,582	41,137,126
(Surplus)/Deficit Before Transfers	3,622,521	10,476,561	4,273,115	9,955,819	459,754	4,786,378	7,299,941
Transfers							
Transfer In/Other Sources	(13,224,820)	(15,607,684)	(9,765,398)	(18,551,566)	(10,754,247)	(11,094,200)	(13,909,000)
Transfer Out/Other Uses	6,803,406	6,381,340	5,941,055	4,468,510	6,057,113	6,307,822	6,609,059
Prior Period/Other Adjustments	0	0	0	0	0	0	0
Net Transfers	(6,421,414)	(9,226,343)	(3,824,343)	(14,083,056)	(4,697,134)	(4,786,378)	(7,299,941)
YTD (Surplus) / Deficit	(2,798,893)	1,250,217	448,772	(4,127,237)	(4,237,380)	0	0

**Baldwin County Commission
FY 2016 Budget Fund Summary
Year to Date As Of 8/31/15**

Description	FY 2011 Annual	FY 2012 Annual	FY 2013 Annual	FY 2014 Annual	FY 2015 YTD	FY 2015 Annual Budget	FY 2016 Annual Budget
00112							
Road & Bridge Fund							
Revenue							
Taxes	(9,626,725)	(8,972,952)	(8,680,122)	(8,754,187)	(8,952,522)	(9,240,000)	(9,540,000)
Special Assessments	0	0	0	0	0	0	0
Licenses & Permits	0	0	0	0	0	0	0
Intergovernmental	(261,049)	(263,319)	(262,339)	(256,535)	(256,927)	(265,000)	(275,000)
Charges For Services	0	0	0	0	0	0	0
Miscellaneous Revenue	(27,171)	(14,574)	(12,562)	(2,915)	(1,978)	(3,000)	(3,000)
Fund Balance	0	0	0	0	0	0	0
Total Revenue	(9,914,945)	(9,250,845)	(8,955,023)	(9,013,638)	(9,211,427)	(9,508,000)	(9,818,000)
Expenditures							
Employee Compensation	0	0	0	0	0	0	0
Services Provided By Others	0	0	0	0	0	0	0
Supplies, Repairs & Maintenance	0	0	0	0	0	0	0
Utilities & Communication	0	0	0	0	0	0	0
Travel	0	0	0	0	0	0	0
Other Operating Expenditures	0	0	0	0	0	0	0
Capital Expenditures	0	0	0	0	0	0	0
Debt Service	0	0	0	0	0	0	0
Intergovernmental	0	0	0	0	0	0	0
Total Expenditures	0	0	0	0	0	0	0
(Surplus)/Deficit Before Transfers	(9,914,945)	(9,250,845)	(8,955,023)	(9,013,638)	(9,211,427)	(9,508,000)	(9,818,000)
Transfers							
Transfer In/Other Sources	0	0	0	0	0	0	0
Transfer Out/Other Uses	10,861,789	10,485,000	8,940,000	9,029,500	9,200,000	9,508,000	9,818,000
Prior Period/Other Adjustments	0	0	0	0	0	0	0
Net Transfers	10,861,789	10,485,000	8,940,000	9,029,500	9,200,000	9,508,000	9,818,000
YTD (Surplus) / Deficit	946,844	1,234,155	(15,023)	15,862	(11,427)	0	0

**Baldwin County Commission
FY 2016 Budget Fund Summary
Year to Date As Of 8/31/15**

Description	FY 2011 Annual	FY 2012 Annual	FY 2013 Annual	FY 2014 Annual	FY 2015 YTD	FY 2015 Annual Budget	FY 2016 Annual Budget
00113							
Public Highway & Traffic Fund							
Revenue							
Taxes	0	0	0	0	0	0	0
Special Assessments	0	0	0	0	0	0	0
Licenses & Permits	0	0	0	0	0	0	0
Intergovernmental	(692,443)	(703,547)	(723,135)	(730,109)	(619,074)	(709,500)	(740,000)
Charges For Services	0	0	0	0	0	0	0
Miscellaneous Revenue	(1,844)	(1,730)	(1,594)	(343)	(347)	(500)	(500)
Fund Balance	0	0	0	0	0	(200,000)	0
Total Revenue	(694,287)	(705,277)	(724,729)	(730,453)	(619,422)	(910,000)	(740,500)
Expenditures							
Employee Compensation	0	0	0	0	0	0	0
Services Provided By Others	0	0	0	0	0	0	0
Supplies, Repairs & Maintenance	0	0	0	0	0	0	0
Utilities & Communication	0	0	0	0	0	0	0
Travel	0	0	0	0	0	0	0
Other Operating Expenditures	0	0	0	0	0	0	0
Capital Expenditures	0	0	0	0	0	0	0
Debt Service	0	0	0	0	0	0	0
Intergovernmental	0	0	0	0	0	0	0
Total Expenditures	0	0	0	0	0	0	0
(Surplus)/Deficit Before Transfers	(694,287)	(705,277)	(724,729)	(730,453)	(619,422)	(910,000)	(740,500)
Transfers							
Transfer In/Other Sources	0	0	0	0	0	0	0
Transfer Out/Other Uses	660,300	696,000	696,000	691,000	784,000	910,000	740,500
Prior Period/Other Adjustments	0	0	0	0	0	0	0
Net Transfers	660,300	696,000	696,000	691,000	784,000	910,000	740,500
YTD (Surplus) / Deficit	(33,987)	(9,277)	(28,729)	(39,453)	164,578	0	0

Baldwin County Commission
FY 2016 Budget Fund Summary
Year to Date As Of 8/31/15

Description	FY 2011 Annual	FY 2012 Annual	FY 2013 Annual	FY 2014 Annual	FY 2015 YTD	FY 2015 Annual Budget	FY 2016 Annual Budget
00117							
RRR Gasoline Tax Fund							
Revenue							
Taxes	0	0	0	0	0	0	0
Special Assessments	0	0	0	0	0	0	0
Licenses & Permits	0	0	0	0	0	0	0
Intergovernmental	(2,219,780)	(2,474,081)	(2,469,575)	(2,472,146)	(2,111,986)	(2,475,000)	(2,485,000)
Charges For Services	0	0	0	0	0	0	0
Miscellaneous Revenue	(7,152)	(11,243)	(8,349)	(2,380)	(1,078)	(1,000)	(1,200)
Fund Balance	0	0	0	0	0	0	0
Total Revenue	(2,226,932)	(2,485,323)	(2,477,924)	(2,474,526)	(2,113,065)	(2,476,000)	(2,486,200)
Expenditures							
Employee Compensation	210,000	260,000	360,785	350,191	383,041	360,000	360,000
Services Provided By Others	0	0	0	0	0	0	0
Supplies, Repairs & Maintenance	1,884,000	1,907,000	1,806,215	3,380,809	2,092,959	2,116,000	2,126,200
Utilities & Communication	0	0	0	0	0	0	0
Travel	0	0	0	0	0	0	0
Other Operating Expenditures	0	0	0	0	0	0	0
Capital Expenditures	0	0	0	0	0	0	0
Debt Service	0	0	0	0	0	0	0
Intergovernmental	0	0	0	0	0	0	0
Total Expenditures	2,094,000	2,167,000	2,167,000	3,731,000	2,476,000	2,476,000	2,486,200
(Surplus)/Deficit Before Transfers	(132,932)	(318,323)	(310,924)	1,256,474	362,935	0	0
Transfers							
Transfer In/Other Sources	0	0	0	0	0	0	0
Transfer Out/Other Uses	0	0	0	0	0	0	0
Prior Period/Other Adjustments	0	0	0	0	0	0	0
Net Transfers	0	0	0	0	0	0	0
YTD (Surplus) / Deficit	(132,932)	(318,323)	(310,924)	1,256,474	362,935	0	0

Baldwin County Commission

Fund 00111 7 Cent Gasoline Tax Fund

FY 2016 Budget
Detailed Revenues

Object Act	Sub Act	Description	FY 2012	FY 2013	FY 2014	FY 2015 YTD Aug	FY 2015 Budget	FY 2016 Budget
41220		BC 5 Cent Gas Tax	(6,949,389)	(6,997,466)	(7,000,000)	(6,259,382)	(7,000,000)	(7,700,000)
44190		Alabama Excise Tax	(2,315,482)	(2,289,022)	(2,100,000)	(1,944,426)	(2,300,000)	(2,300,000)
44221		State Participation Eng/Asst	(106,611)	(106,611)	(105,890)	(106,611)	(106,611)	(106,611)
44222		State Cost Sharing: E & I	-	-	-	-	-	-
44225		State Cost Sharing: Other	(34,075)	(201,943)	(60,000)	(1,102,308)	(60,000)	(300,000)
44295		Restitution	-	(152)	-	-	-	-
44300	003	FEMA Hurricane Gustav ST	-	-	-	-	-	-
44300	004	FEMA Hurricane Ike ST	-	-	-	-	-	-
44300	006	FEMA 1866 TS Ida-ST	-	-	-	-	-	-
44330	001	CR 83 Reimb. for Inspections	-	-	-	-	-	-
44330	002	CR 83 Eng & ROW Grant	(522,689)	(1,389,989)	-	-	-	-
44710	007	FY14 Flood Event	-	-	-	(3,575,920)	-	(12,655,825)
44720	007	FY14 Flood Event	-	-	-	(606,097)	-	-
44800	003	FEMA Hurricane Gustav FED	-	-	-	-	-	-
44800	004	FEMA Hurricane Ike FED	-	-	-	-	-	-
44800	006	FEMA 1866 TS Ida-FED	-	-	-	-	-	-
44880	0204813	Tensaw Scenic Byway	-	-	(232,548)	-	-	-
44882	005	FEMA April 2009 Flood	-	-	-	-	-	-
44910		Int. Govt. Contracts	(173,388)	(181,481)	(257,833)	(391,230)	(264,083)	(250,000)
45280		Road Assessment Reimb	(86,647)	-	(8,000)	-	(8,000)	(4,000)
45413		Recycle Sales	-	-	-	(15,124)	-	-
45600		Misc Fees & Charges	-	-	-	-	(12,211)	-
45690		Subdivision/Hwy Permit Fees	(31,682)	(32,297)	(35,000)	(26,944)	(35,000)	(27,000)
45690	01	Right of Way Vacation Fees	-	-	-	(600)	-	(600)
45880		Telephone Reimbursements	(335)	(0)	-	-	-	-
47100		Interest	(171,541)	(72,057)	(35,000)	(37,559)	(35,000)	(38,000)
47210		Rentals of Bldgs and Land	-	-	-	(1,500)	-	-
47250		Construction Equipmt Rental	(192,794)	(446,956)	(356,000)	(130,703)	(356,000)	(356,000)
47701		Donations	-	(3,519)	-	-	-	-
47900		Misc Revenue	(81,140)	(20,156)	(97,640)	(40,641)	(81,973)	(80,000)
47900	002	CPP Citizen Participation	(7,020)	-	-	-	-	-
47900	003	AL Power Live Oak Pavillion	-	-	-	-	-	-
47905		Insurance Recoveries	-	(2,266)	(20,000)	(42,868)	(20,000)	(5,000)

Baldwin County Commission

Fund 00111 7 Cent Gasoline Tax Fund

FY 2016 Budget
Detailed Revenues

Object Act	Sub Act	Description	FY 2012	FY 2013	FY 2014	FY 2015 YTD Aug	FY 2015 Budget	FY 2016 Budget
Totals		00111 7 Cent Gasoline Tax Fund	(10,672,793)	(11,743,916)	(10,307,911)	(14,281,913)	(10,278,878)	(23,823,036)

Baldwin County Commission

Fund 00112 Road & Bridge Fund			FY 2016 Budget Detailed Revenues					
Object Act	Sub Act	Description	FY 2012	FY 2013	FY 2014	FY 2015 YTD Aug	FY 2015 Budget	FY 2016 Budget
41100		Ad Valorem Tax	(8,972,952)	-	-	-	-	-
41100	1	Ad Valorem Rev Commissioner	-	(7,859,416)	(7,975,000)	(8,257,967)	(8,350,000)	(8,700,000)
41100	2	Ad Valorem Probate Judge	-	(820,706)	(890,000)	(694,555)	(890,000)	(840,000)
44150		Business Privilege Tax	(225,637)	(227,329)	(223,500)	(230,752)	(230,000)	(240,000)
44800		Payment in Lieu of Taxes	(37,682)	(35,010)	(35,000)	(26,175)	(35,000)	(35,000)
47100		Interest	(14,574)	(12,562)	(3,000)	(1,978)	(3,000)	(3,000)
47900		Misc Revenue	-	-	-	-	-	-
Totals		00112 Road & Bridge Fund	(9,250,845)	(8,955,023)	(9,126,500)	(9,211,427)	(9,508,000)	(9,818,000)

Baldwin County Commission

Fund 00113 Public Highway & Traffic Fund			FY 2016 Budget Detailed Revenues					
Object Act	Sub Act	Description	FY 2012	FY 2013	FY 2014	FY 2015 YTD Aug	FY 2015 Budget	FY 2016 Budget
44170		M V Registration Fees: Base	(235,195)	(245,311)	(230,000)	(209,642)	(239,500)	(245,000)
44170	2	21% M V Reg.	(387,312)	(397,860)	(385,000)	(340,707)	(390,000)	(410,000)
44180		Drivers License	(81,039)	(79,964)	(75,000)	(68,726)	(80,000)	(85,000)
47100		Interest	(1,730)	(1,594)	(1,000)	(347)	(500)	(500)
Totals		00113 Public Highway & Traffic Fund	(705,277)	(724,729)	(691,000)	(619,422)	(710,000)	(740,500)

Baldwin County Commission

Fund 00117 RRR Gasoline Tax Fund

FY 2016 Budget
Detailed Revenues

Object Act	Sub Act	Description	FY 2012	FY 2013	FY 2014	FY 2015 YTD Aug	FY 2015 Budget	FY 2016 Budget
44171		M V Lic Add Amount	(321,565)	(343,824)	(290,000)	(303,019)	(335,000)	(340,000)
44191		St of Ala: Excise Tax	(1,375,089)	(1,359,365)	(1,375,000)	(1,153,987)	(1,375,000)	(1,380,000)
44192		Petroleum Insp Fees	(115,975)	(112,380)	(115,000)	(99,431)	(115,000)	(115,000)
44196		1993 5 Cent Gas Tax	(661,452)	(654,006)	(650,000)	(555,550)	(650,000)	(650,000)
47100		Interest	(11,243)	(8,349)	(1,000)	(1,078)	(1,000)	(1,200)
Totals		00117 RRR Gasoline Tax Fund	(2,485,323)	(2,477,924)	(2,431,000)	(2,113,065)	(2,476,000)	(2,486,200)

Baldwin County Commission

Fund 00111 7 Cent Gasoline Tax Fund			FY 2016 Budget					
			Transfers IN					
Object Act	Sub Act	Description	FY 2012	FY 2013	FY 2014	FY 2015 YTD Aug	FY 2015 Budget	FY 2016 Budget
61100	001	TI From Gen Fund	(3,684,935)	-	(91,669)	-	-	-
61100	112	TI From Fund 112	(10,485,000)	-	(9,029,500)	(9,200,000)	(9,508,000)	(9,818,000)
61100	113	TI From Fund 113	(696,000)	-	(691,000)	(784,000)	(910,000)	(740,500)
61100	114	TI From Fund 114	(71,975)	-	(86,300)	(95,200)	(95,200)	(99,000)
61100	116	TI From Fund 116	-	-	-	-	-	-
61100	144	TI From Fund 144	-	-	-	-	-	-
61100	201	TI From Fund 201	-	-	-	-	-	-
61200		Proceeds From Sale of Assets	(669,774)	-	(4,390,938)	(675,047)	(581,000)	(3,251,500)
61300		Warrant Proceeds	-	-	-	-	-	-
61360		Capital Lease Proceeds	-	-	(4,262,159)	-	-	-
Totals		00111 7 Cent Gasoline Tax Fund	(15,607,684)	-	(18,551,566)	(10,754,247)	(11,094,200)	(13,909,000)

Baldwin County Commission

FY 2016 Budget

Transfers IN

Fund 00112 Road & Bridge Fund

Object Act	Sub Act	Description	FY 2012	FY 2013	FY 2014	FY 2015 YTD Aug	FY 2015 Budget	FY 2016 Budget
Totals		00112 Road & Bridge Fund	-	-	-	-	-	-

Baldwin County Commission

Fund 00113 Public Highway & Traffic Fund

FY 2016 Budget
Transfers IN

Object Act	Sub Act	Description	FY 2012	FY 2013	FY 2014	FY 2015 YTD Aug	FY 2015 Budget	FY 2016 Budget
Totals		00113 Public Highway & Traffic Fund	-	-	-	-	-	-

Baldwin County Commission

Fund 00117 RRR Gasoline Tax Fund

FY 2016 Budget
Transfers IN

Object Act	Sub Act	Description	FY 2012	FY 2013	FY 2014	FY 2015 YTD Aug	FY 2015 Budget	FY 2016 Budget
Totals		00117 RRR Gasoline Tax Fund	-	-	-	-	-	-

Baldwin County Commission

Fund 00111 7 Cent Gasoline Tax Fund			FY 2016 Budget					
			Transfers OUT					
Object Act	Sub Act	Description	FY 2012	FY 2013	FY 2014	FY 2015 YTD Aug	FY 2015 Budget	FY 2016 Budget
62100	001	TO to Gen Fund	-	-	-	4,500	4,500	-
62100	01	Transfers Out: Debt Service	-	-	-	-	-	-
62100	144	TO To Fund 144	-	13,350	-	-	-	-
62100	146	TO to Fund 146	-	-	43,665	43,665	43,665	43,665
62100	200	TO to Fund 200	-	-	-	-	-	-
62100	304	TO to Fund 304	6,381,340	5,927,705	4,424,845	6,008,948	6,259,657	6,565,394
Totals		00111 7 Cent Gasoline Tax Fund	6,381,340	5,941,055	4,468,510	6,057,113	6,307,822	6,609,059

Baldwin County Commission

FY 2016 Budget
Transfers OUT

Fund	00112	Road & Bridge Fund						
Object Act	Sub Act	Description	FY 2012	FY 2013	FY 2014	FY 2015 YTD Aug	FY 2015 Budget	FY 2016 Budget
62100	111	TO to Fund 111	10,485,000	8,940,000	9,029,500	9,200,000	9,508,000	9,818,000
Totals		00112 Road & Bridge Fund	10,485,000	8,940,000	9,029,500	9,200,000	9,508,000	9,818,000

Baldwin County Commission

Fund 00113 Public Highway & Traffic Fund			FY 2016 Budget Transfers OUT					
Object Act	Sub Act	Description	FY 2012	FY 2013	FY 2014	FY 2015 YTD Aug	FY 2015 Budget	FY 2016 Budget
62100	111	TO to Fund 111	696,000	696,000	691,000	784,000	910,000	740,500
Totals		00113 Public Highway & Traffic Fund	696,000	696,000	691,000	784,000	910,000	740,500

Baldwin County Commission

Fund 00117 RRR Gasoline Tax Fund			FY 2016 Budget Transfers OUT					
Object Act	Sub Act	Description	FY 2012	FY 2013	FY 2014	FY 2015 YTD Aug	FY 2015 Budget	FY 2016 Budget
Totals								
		00117 RRR Gasoline Tax Fund	-	-	-	-	-	-

Baldwin County Commission

Fund 00111 7 Cent Gasoline Tax Fund
 Dept 53000 PW Dept Miscellaneous

FY 2016 Budget
 Detailed Expenditures

Object Act	Sub Act	Description	FY 2012	FY 2013	FY 2014	FY 2015 YTD Aug	FY 2015 Budget	FY 2016 Budget
5113		Salaries	(260,000)	(360,785)	(350,191)	(383,041)	(360,000)	(360,000)
5150		Contract Services	-	-	-	-	-	-
5150	05153	Bon Secour Dredging	-	-	-	-	-	-
5150	05159	Other Contract Services	10,553	-	-	-	4,100	1,707
5150	05160	Bald County Mitigation Area 1	-	-	72,204	17,314	116,000	130,000
5156		Employee Medical & Dental	-	-	-	40	-	40
5170		Training	-	-	125	-	-	-
5212		Gas & Oil	-	-	-	-	-	-
5213		Road Bldg Materials	(1,714,206)	(1,359,259)	(3,076,839)	(1,962,256)	(1,815,000)	(1,826,200)
5213	05216	Dirt	(1,253)	-	-	-	-	-
5213	05218	Limestone	(63)	-	-	-	-	-
5213	05219	Other Rd Bldg Materials	(2,489)	-	-	-	-	-
5225		Construction Equipment Leases	-	-	-	-	(300,000)	(300,000)
5240	01	Electricity	-	-	-	-	-	-
5240	02	Water & Sewage	-	-	-	-	-	-
5240	03	Natural Gas	-	-	-	-	-	-
5252		Postage	298	251	160	92	-	60
5253		Advertising	-	-	227	1,411	-	481
5272		Insurance: M. V.	14	-	-	-	52	22
5278		Insurance Deductible	-	-	-	-	20,000	8,332
5290		Emer Reserve	-	-	-	-	-	-
5294		General PWD Contingency	42,925	3,215	-	-	-	-
5295		FAS State Project Match	199,767	-	36	-	120,000	120,000
5295	1	HRRRP State Match	-	-	-	-	-	-
5295	2	SWA State Special Work	12,046	30,004	14,674	38,523	40,500	40,000
5299	05001	Hwy District 1 Cont.	-	-	-	-	-	-
5299	05002	Hwy District 2 Cont.	-	-	-	-	-	-
5299	05003	Hwy District 3 Cont.	-	-	-	-	-	-
5299	05004	Hwy District 4 Cont.	-	-	-	-	-	-
5475		Disaster Expenditures	-	-	-	-	-	-
5500		Capital	-	-	-	-	-	-
5511		Land	-	-	153,816	-	-	-
5540		Other Equipment	-	-	-	-	-	-

Baldwin County Commission

FY 2016 Budget

Detailed Expenditures

Fund 00111 7 Cent Gasoline Tax Fund
 Dept 53000 PW Dept Miscellaneous

Object Act	Sub Act	Description	FY 2012	FY 2013	FY 2014	FY 2015 YTD Aug	FY 2015 Budget	FY 2016 Budget
Totals			\$ (1,712,408)	\$ (1,686,574)	\$ (3,185,788)	\$ (2,287,918)	\$ (2,174,348)	\$ (2,185,558)

Baldwin County Commission

Fund		00111 7 Cent Gasoline Tax Fund		FY 2016 Budget				
Dept		51005 Disaster Highway 111		Detailed Expenditures				
Object Act	Sub Act	Description	FY 2012	FY 2013	FY 2014	FY 2015 YTD Aug	FY 2015 Budget	FY 2016 Budget
5103		Overtime	-	-	-	-	-	-
5113		Salaries	-	236	-	-	-	-
5150		Contract Services	2,000	-	(0)	632,927	-	453,081
5150	0213614	Emerg Patch Pave (Ammons Black	-	-	-	-	-	-
5150	0213914	Emerg BRG Repair CR9	-	-	-	-	-	-
5150	0214014	CR52 BRG fm Culvert Silver Crk	-	-	-	8,686	-	8,686
5150	0216514	FEMA Storm Damage McLeod Blvd	-	-	-	-	-	-
5150	0220014	ASI Contract	-	-	-	-	-	-
5150	0220614	East Silverhill Avenue	-	-	-	-	-	-
5150	0221914	52 East of Rockwell Rd	-	-	-	-	-	-
5150	0225914	CR 54 Hill Rd to Forland Rd	-	-	-	-	-	-
5150	0230314	CR 91 South of Carrier Dr.	-	-	-	-	-	-
5150	0230514	CR 99 North of Coyle Ln	-	-	-	-	-	-
5150	0233214	Lieterman Rd East of Neumann R	-	-	-	-	-	-
5150	0237814	Lieterman Rd West of CR 97	-	-	-	-	-	-
5211	1	Office/Computer Equipment	-	-	-	-	-	-
5213		Road Bldg Materials	-	-	-	-	-	-
5213	05214	Asphalt	-	-	0	-	-	-
5213	05215	Pipe	-	-	(0)	-	-	-
5213	05216	Dirt	-	-	(0)	-	-	-
5213	05219	Other Rd Bldg Materials	-	-	-	-	-	-
5214		Small Tools	-	(0)	-	-	-	-
5219		Misc. Supplies	-	-	-	-	-	-
5226		S T Eqmt Rental	-	1,896	-	-	-	-
5231		Building Repairs & Maint	-	-	-	-	-	-
Totals		51005 Disaster Highway 111	\$ 2,000	\$ 2,132	\$ (0)	\$ 641,613	\$ -	\$ 461,767

Baldwin County Commission

Fund 00111 7 Cent Gasoline Tax Fund			FY 2016 Budget					
Dept 53100 Public Works: Administration			Detailed Expenditures					
Object Act	Sub Act	Description	FY 2012	FY 2013	FY 2014	FY 2015 YTD Aug	FY 2015 Budget	FY 2016 Budget
5103		Overtime	7,362	6,730	7,854	3,259	4,000	4,000
5105		Car Allowance	174	(174)	-	-	-	-
5106		Longevity	4,500	3,500	4,500	4,500	4,500	5,500
5113		Salaries	466,457	401,320	451,927	418,980	468,837	455,709
5113	T	Salaries Temp Workers	-	-	-	-	-	-
5114	01	BP Spill Labor/Benifits	-	-	-	-	-	-
5121		Retirement	24,190	21,372	29,716	24,834	29,787	28,273
5121	02	Retirement Tier II	-	93	1,878	1,728	-	-
5122		Health Insurance	68,632	55,522	68,575	57,437	66,939	68,542
5123		Life Insurance	392	348	399	334	513	456
5124		Social Security	33,372	28,258	32,467	29,112	36,515	35,588
5125		Workers Comp	6,240	8,000	7,196	7,357	8,317	7,038
5126		Unemployment Insur	-	-	-	-	843	820
5129		Disability	1,757	-	-	724	1,084	1,053
5150		Contract Services	208	2,107	8,906	-	8,000	6,000
5150	05156	Court Reporter	5,666	7,498	5,637	3,958	7,200	6,500
5150	05159	Other Contracrdr Services	6,225	7,500	6,875	6,875	9,500	9,500
5150	99	Temporary Labor	-	4,725	1,927	-	9,500	3,957
5154		Legal Services	-	-	73	-	-	-
5156		Employee Medical & Dental	283	354	80	47	100	42
5163		Data Processing	-	-	-	-	2,500	2,500
5170		Training	6,891	1,878	2,501	2,149	4,875	4,000
5171		Dues	365	735	738	286	500	500
5211		Office Supplies	13,279	15,631	8,181	7,778	12,000	10,000
5211	1	Sm Office/Comp Eqpt	2,815	3,014	3,691	169	7,000	6,000
5212		Gas & Oil	4,567	5,258	5,282	6,082	6,000	3,714
5215		Tires	682	962	933	-	-	-
5216		Cleaning Supplies	-	3,180	3,461	-	3,270	1,362
5219		Misc. Supplies	1,420	2,963	2,830	1,529	4,000	3,500
5223		Copy Machine Rental	18,088	15,283	17,065	18,326	20,000	20,000
5231		Building Repairs & Maint	2,693	214	195	165	1,000	522
5232		Repairs: Construction Equipmt	-	162	-	-	-	-
5233		Office Eqmt. Repair & Maint.	-	-	-	-	-	-

Baldwin County Commission

Fund 00111 7 Cent Gasoline Tax Fund			FY 2016 Budget					
Dept 53100 Public Works: Administration			Detailed Expenditures					
Object Act	Sub Act	Description	FY 2012	FY 2013	FY 2014	FY 2015 YTD Aug	FY 2015 Budget	FY 2016 Budget
5234		Repairs & Maint. M. V.	1,015	520	122	525	1,500	1,500
5235		Comp & Software Maintenance	42,741	34,573	79,496	27,866	81,000	80,000
5235	001	Computer Support Services	-	-	-	-	-	37,616
5240		Utilities	-	-	-	-	-	-
5240	01	Electricity	-	-	-	-	-	-
5240	02	Water & Sewage	-	-	-	-	-	-
5240	03	Natural Gas	-	-	-	-	-	-
5251		Telephone	15,642	14,438	14,752	13,529	15,000	15,000
5252		Postage	1,475	1,158	1,304	699	500	500
5253		Advertising	8,920	10,987	25,306	23,917	15,000	15,000
5260		Travel	1,650	1,367	1,470	181	5,000	5,000
5260	89	Taxable Meals	-	-	-	15	100	100
5272		Insurance: M. V.	1,247	2,114	2,067	2,613	1,397	2,613
5273		Surety Bonds	-	1,490	2,085	-	-	-
5278		Deduction on Insurance Claims	100	25,000	-	-	1,000	417
5406		Right Of Way Acquisition	12,300	-	-	-	-	-
5407		Vehicle License	-	73	-	100	-	98
5409		Subscriptions	-	156	-	-	-	-
5499		Misc Other Current Expenses	-	500	500	500	-	500
5550		Motor Vehicles	-	74,866	-	88,269	-	-
5560		Construction Eqpt	-	-	-	56,130	75,000	2,565,000
Totals		53100 Public Works: Administration	\$ 761,347	\$ 763,678	\$ 799,987	\$ 809,972	\$ 912,277	\$ 3,408,420

Baldwin County Commission

Fund		00111 7 Cent Gasoline Tax Fund		FY 2016 Budget				
Dept		53101 HWY Right of Way		Detailed Expenditures				
Object Act	Sub Act	Description	FY 2012	FY 2013	FY 2014	FY 2015 YTD Aug	FY 2015 Budget	FY 2016 Budget
5103		Overtime	21,083	17,058	19,134	8,679	20,000	15,000
5106		Longevity	-	2,500	2,500	2,500	2,500	2,500
5113		Salaries	174,801	192,981	203,837	191,589	213,025	220,186
5113	T	Salaries Temp Workers	-	-	-	-	-	-
5114		Salary Offset for Projects	-	-	-	-	-	-
5114	01	BP Spill Labor/Benifits	-	-	-	-	-	-
5121		Retirement	9,274	11,059	11,041	9,300	14,680	14,464
5121	02	Retirement Tier II	-	-	2,853	3,243	-	-
5122		Health Insurance	31,067	34,738	26,830	24,371	23,729	33,317
5123		Life Insurance	225	243	249	222	342	342
5124		Social Security	13,225	14,472	15,901	14,192	18,017	18,184
5125		Workers Comp	353	3,323	2,653	2,409	2,912	2,510
5126		Unemployment Insur	-	-	-	-	384	396
5129		Disability	708	-	-	344	492	509
5150	31	Survey/Mapping	36,900	-	-	-	-	80,000
5156		Employee Medical & Dental	-	186	181	-	100	42
5163		Data Processing	-	-	-	-	1,500	1,500
5170		Training	-	1,105	-	11	5,000	4,000
5211		Office Supplies	-	1,483	3,758	1,908	-	2,000
5211	1	Sm Office/Comp Eqpt	1,314	1,373	1,427	66	2,000	2,000
5212		Gas & Oil	1,364	1,255	1,941	752	3,000	1,128
5214		Small Tools	327	-	-	-	-	-
5219		Misc. Supplies	-	310	426	-	1,750	1,000
5232		Repairs: Construction Equipmt	-	10	-	-	-	-
5234		Repairs & Maint. M. V.	313	808	829	20	500	500
5235		Comp & Software Maintenance	910	1,244	1,435	1,153	3,000	3,000
5251		Telephone	538	1,267	1,624	1,661	1,000	1,500
5252		Postage	-	-	-	-	1,000	500
5260		Travel	14	517	62	-	1,500	949
5272		Insurance: M. V.	-	-	-	-	-	-
5278		Deduction on Insurance Claims	-	-	-	-	1,000	1,000
5406		Right Of Way Acquistion	13,895	146,169	-	-	47,229	80,000
5550		Motor Vehicles	-	-	-	-	-	-

Baldwin County Commission

Fund 00111 7 Cent Gasoline Tax Fund
 Dept 53101 HWY Right of Way

FY 2016 Budget
 Detailed Expenditures

Object Act	Sub Act	Description	FY 2012	FY 2013	FY 2014	FY 2015 YTD Aug	FY 2015 Budget	FY 2016 Budget
Totals		53101 HWY Right of Way	\$ 306,312	\$ 432,098	\$ 296,681	\$ 262,420	\$ 364,660	\$ 486,527

Baldwin County Commission

Fund		00111 7 Cent Gasoline Tax Fund		FY 2016 Budget				
Dept		53111 HWY Area 100 Barn BM		Detailed Expenditures				
Object Act	Sub Act	Description	FY 2012	FY 2013	FY 2014	FY 2015 YTD Aug	FY 2015 Budget	FY 2016 Budget
5103		Overtime	69,425	75,983	117,124	119,645	115,000	110,000
5105		Car Allowance	143	(143)	-	-	-	-
5106		Longevity	22,500	22,000	22,500	24,500	24,500	27,500
5113		Salaries	1,072,430	996,391	1,146,052	1,058,393	1,210,450	1,246,051
5114		Salary Offset	(286)	-	-	-	-	-
5114	01	BP Spill Labor/Benifits	-	-	-	-	-	-
5114	02	Hurr Isaac Labor/Benefits	(400)	-	-	-	-	-
5121		Retirement	55,992	56,535	86,242	69,596	83,503	83,395
5121	02	Retirement Tier II	-	-	1,617	3,956	-	-
5122		Health Insurance	177,556	154,491	177,030	148,329	187,714	212,787
5123		Life Insurance	1,309	1,235	1,388	1,180	1,881	1,881
5124		Social Security	83,430	78,270	92,055	85,957	103,272	105,841
5125		Workers Comp	108,938	92,139	74,480	66,749	106,060	90,752
5126		Unemployment Insurance	-	6,890	2,079	-	2,177	2,240
5129		Disability	4,457	-	-	1,891	2,802	2,881
5150		Contract Services	15,103	14,584	5,744	9,708	8,500	10,000
5150	05158	Herbicide Spraying	-	-	-	-	-	-
5150	05159	Other Contract Services	-	-	13,136	9,346	-	10,662
5150	99	Temporary Labor	68,932	47,542	33,329	14,115	25,000	15,000
5153		Pest Control	137	116	106	116	100	100
5154		Legal Services	-	-	2,025	-	-	-
5156		Physicals/Medical Exam	2,209	1,270	3,201	1,434	1,500	1,500
5170		Training	420	2,115	1,551	1,994	2,875	2,500
5211		Office Supplies	1,400	2,093	4,842	4,237	5,076	3,000
5211	1	Office/Computer Equipment	1,169	1,315	3,254	27,026	1,000	4,000
5212		Gas & Oil	358,754	427,295	343,216	248,493	387,000	271,361
5213		Road Bldg Materials	546	(1,946)	(100,274)	(20,891)	319,007	310,000
5213	05214	Asphalt	47,967	60,320	34,540	38,850	-	28,127
5213	05215	Pipe	27,147	61,219	478	44,271	-	19,893
5213	05216	Dirt	(40,424)	28,754	26,727	34,740	-	19,929
5213	05218	Limestone	(13,011)	16,149	44,000	151,407	-	80,027
5213	05219	Other Rd Bldg Materials	84,105	63,538	38,289	20,164	-	38,015
5213	5230	Area 100 Storm Water Project	-	-	-	-	-	-

Baldwin County Commission

Fund		00111 7 Cent Gasoline Tax Fund		FY 2016 Budget				
Dept		53111 HWY Area 100 Barn BM		Detailed Expenditures				
Object Act	Sub Act	Description	FY 2012	FY 2013	FY 2014	FY 2015 YTD Aug	FY 2015 Budget	FY 2016 Budget
5214		Small Tools	6,405	6,680	8,329	16,904	12,400	10,000
5214	1	Sm. Gen. Tools/Equip	9,988	-	2,395	2,277	-	285
5215		Tires	59,477	64,118	55,399	66,320	45,000	50,000
5216		Cleaning Supplies	2,304	1,551	1,922	4,409	1,500	3,000
5218		Food	2,506	4,432	5,417	6,633	2,000	5,000
5219		Misc. Supplies	37,707	48,815	31,762	21,873	20,000	18,000
5223		Copy Machine Rental	4,135	4,260	4,585	2,568	3,050	3,000
5225		Construction Equipment Leases	612	-	-	-	2,500	1,042
5226		S T Eqmt Rental	5,192	8,962	-	-	15,000	15,000
5228		Uniforms	6,833	7,666	13,465	9,706	6,000	9,000
5229		Other Rental	-	-	495	-	-	-
5230		Landscaping	-	-	25	-	-	-
5231		Building Repairs & Maint	11,771	19,534	6,554	83,015	16,304	13,000
5232		Repairs: Construction Equipmt	288,433	266,506	276,871	222,686	270,000	270,000
5234		Repairs & Maint. M. V.	5,499	3,252	6,995	28,698	5,073	12,000
5235		Comp & Software Maintenance	910	403	1,465	403	925	1,000
5235	001	Computer Support Services	-	-	-	-	-	15,814
5240		Utilities	-	-	-	-	-	-
5240	01	Electricity	-	-	-	-	-	-
5240	02	Water & Sewage	-	-	-	-	-	-
5240	03	Natural Gas	-	-	-	-	-	-
5240	04	Garbage Service	-	-	-	-	-	-
5251		Telephone	15,803	17,068	18,453	18,763	14,000	17,000
5253		Advertising	-	-	-	99	-	99
5260		Travel	-	-	320	154	500	500
5260	89	Taxable Meals	-	-	123	30	-	30
5270		Insurance: Buildings	19	158	-	-	-	-
5272		Insurance: M. V.	20,288	18,041	25,639	24,504	21,811	24,504
5278		Deduction on Insurance Claims	-	-	-	-	5,000	5,000
5407		Vehicle License	29	21	9	87	-	69
5499		Misc Other Current Expenses	3,237	-	-	1,474	10,632	5,904
5500		Capital	-	38,961	-	-	100,000	-
5540		Other Equipment & Furniture	-	-	-	-	-	-
5550		MOTOR VEHICLES	126,141	3,519	-	27,878	-	-

Baldwin County Commission

Fund 00111 7 Cent Gasoline Tax Fund			FY 2016 Budget					
Dept 53111 HWY Area 100 Barn BM			Detailed Expenditures					
Object Act	Sub Act	Description	FY 2012	FY 2013	FY 2014	FY 2015 YTD Aug	FY 2015 Budget	FY 2016 Budget
5560		Construction Equipment	429,210	20,777	2,623,408	236,106	290,000	690,000
5599	001	CIP Gas Pumps	-	-	-	14,975	15,000	-
5599	002	CIP Renov Area 100 Facility	-	-	-	-	100,000	-
Totals		53111 HWY Area 100 Barn BM	\$ 3,186,446	\$ 2,742,880	\$ 5,258,360	\$ 2,954,770	\$ 3,544,112	\$ 3,866,689

Baldwin County Commission

Fund		00111 7 Cent Gasoline Tax Fund		FY 2016 Budget				
Dept		53112 HWY Area 200 Barn S'Hill		Detailed Expenditures				
Object Act	Sub Act	Description	FY 2012	FY 2013	FY 2014	FY 2015 YTD Aug	FY 2015 Budget	FY 2016 Budget
5103		Overtime	84,139	127,268	151,045	117,485	115,000	110,000
5105		Car Allowance	69	(69)	-	-	-	-
5106		Longevity	24,500	22,000	20,000	18,000	18,500	19,500
5113		Salaries	1,111,682	1,005,319	1,107,770	1,011,360	1,155,616	1,186,506
5113	1	Salaries/Ivan	-	-	-	-	-	-
5113	T	Salaries Temp Workers	-	-	-	-	-	-
5114		Salary Offset for Projects	(645)	-	-	-	-	-
5114	01	BP Spill Labor/Benifits	-	-	-	-	-	-
5114	02	Hurr Isaac Labor/Benefits	(3,194)	-	-	-	-	-
5120		Fringe Benefits	-	-	-	-	-	-
5120	1	Fringe/Ivan	-	-	-	-	-	-
5121		Retirement	55,891	58,433	76,385	56,372	80,048	79,731
5121	02	Retirement Tier II	-	1,042	7,676	13,805	-	-
5122		Health Insurance	210,697	178,790	174,129	151,671	192,196	209,894
5123		Life Insurance	1,316	1,259	1,328	1,188	1,881	1,881
5124		Social Security	88,663	83,698	92,759	82,974	98,617	100,674
5125		Workers Comp	123,311	95,321	71,237	63,151	100,108	85,461
5126		Unemployment Insurance	-	-	-	1,542	2,078	2,132
5129		Disability	4,644	-	-	1,805	2,674	2,744
5150		Contract Services	14,610	11,779	6,572	19,269	8,500	10,000
5150	05158	Herbicide Spraying	-	-	-	-	-	-
5150	05159	Other Contract Services	8,330	6,712	6,263	12,375	-	9,418
5150	99	Temporary Labor	36,964	42,263	34,743	15,675	25,000	15,000
5153		Pest Control	164	156	156	156	200	200
5154		Legal Services	-	-	1,848	-	-	-
5156		Physicals/Medical Exam	1,937	1,319	1,555	1,754	1,500	1,500
5170		Training	2,388	2,583	1,785	2,440	2,875	4,000
5211		Office Supplies	2,967	2,358	5,460	1,541	3,000	2,500
5211	1	Office/Computer Equipment	468	1,791	1,527	1,042	1,290	1,500
5212		Gas & Oil	328,654	368,322	331,074	229,558	264,044	246,401
5213		Road Bldg Materials	(18,712)	14,013	(106,822)	(80,993)	306,425	310,000
5213	05214	Asphalt	56,170	77,851	49,938	62,459	-	32,768
5213	05215	Pipe	35,025	11,714	58,679	108,490	-	43,695

Baldwin County Commission

Fund		00111 7 Cent Gasoline Tax Fund		FY 2016 Budget				
Dept		53112 HWY Area 200 Barn S'Hill		Detailed Expenditures				
Object Act	Sub Act	Description	FY 2012	FY 2013	FY 2014	FY 2015 YTD Aug	FY 2015 Budget	FY 2016 Budget
5213	05216	Dirt	(2,956)	(2,473)	(9,135)	-	-	-
5213	05217	Mulch	-	5,464	-	-	-	-
5213	05218	Limestone	32,181	(4,654)	87,035	47,925	-	24,668
5213	05219	Other Rd Bldg Materials	132,579	99,690	102,754	126,351	-	158,000
5213	5230	Area 200 Storm Water Project	-	-	-	-	-	-
5214		Small Tools	11,727	8,184	10,986	5,756	11,500	10,000
5214	1	Sm Gen. Tools/Eqpt	13,737	2,922	11,557	1,086	9,925	8,000
5215		Tires	42,902	40,718	45,140	47,847	45,000	50,000
5216		Cleaning Supplies	1,379	664	812	688	500	1,000
5218		Food	4,113	4,202	1,379	4,662	2,000	3,000
5219		Misc. Supplies	38,199	33,350	27,446	25,857	20,000	25,000
5223		Copy Machine Rental	3,163	3,272	2,762	-	3,050	3,000
5225		Construction Equipment Leases	-	-	-	-	2,500	1,042
5226		S T Eqmt. Rental	11,890	27,164	15,624	13,410	40,000	25,000
5228		Uniforms	5,557	5,479	5,895	4,881	6,000	6,000
5231		Building Repairs & Maint	3,722	8,968	8,912	8,265	17,047	1,000
5232		Repairs: Construction Equipmt	178,130	223,375	211,290	177,556	230,000	230,000
5234		Repairs & Maint. M. V.	9,476	14,189	11,057	16,834	5,000	13,000
5235		Comp & Software Maintenance	1,092	484	1,015	484	-	500
5235	001	Computer Support Services	-	-	-	-	-	15,814
5240		Utilities	-	-	-	-	-	-
5240	01	Electricity	540	540	540	495	-	500
5240	02	Water & Sewage	-	-	-	-	-	-
5240	03	Natural Gas	-	-	-	-	-	-
5251		Telephone	14,007	14,655	15,078	15,810	13,000	15,000
5260		Travel	452	-	1,433	675	500	800
5260	89	Taxable Meals	45	30	197	60	-	30
5270		Insurance: Buildings	19	158	-	-	-	-
5272		Insurance: M. V.	20,547	18,563	23,601	24,268	22,009	24,268
5278		Deduction on Insurance Claims	195	-	-	-	5,000	5,000
5407		Vehicle License	52	-	9	44	-	44
5499		Misc Other Current Expenses	325	-	-	-	1,667	694
5500		Capital	-	38,961	14,920	-	-	-
5550		MOTOR VEHICLES	188,699	-	-	28,065	-	-

Baldwin County Commission

Fund 00111 7 Cent Gasoline Tax Fund			FY 2016 Budget					
Dept 53112 HWY Area 200 Barn S'Hill			Detailed Expenditures					
Object Act	Sub Act	Description	FY 2012	FY 2013	FY 2014	FY 2015 YTD Aug	FY 2015 Budget	FY 2016 Budget
5560		Construction Equipment	346,430	20,777	2,411,105	230,735	325,000	765,000
Totals		53112 HWY Area 200 Barn S'Hill	\$ 3,228,238	\$ 2,678,602	\$ 5,096,518	\$ 2,674,874	\$ 3,139,250	\$ 3,861,865

Baldwin County Commission

Fund 00111 7 Cent Gasoline Tax Fund
 Dept 53113 HWY Area 300 Barn Foley

FY 2016 Budget
 Detailed Expenditures

Object Act	Sub Act	Description	FY 2012	FY 2013	FY 2014	FY 2015 YTD Aug	FY 2015 Budget	FY 2016 Budget
5103		Overtime	126,959	81,223	133,443	125,171	110,000	105,000
5105		Car Allowance	152	(152)	-	-	-	-
5106		Longevity	24,500	22,000	16,500	14,000	13,000	14,500
5113		Salaries	1,046,942	944,104	1,025,141	972,769	1,148,724	1,150,463
5113	1	Salaries/Ivan	-	-	-	-	-	-
5113	T	Salaries Temp Workers	-	-	-	-	-	-
5114		Salary Offset for Projects	-	-	-	-	-	-
5114	01	BP Spill Labor/Benifits	-	-	-	-	-	-
5114	02	Hurr Isaac Labor/Benefits	(3,885)	-	-	-	-	-
5120		Fringe Benefits	-	-	-	-	-	-
5120	1	Fringe/Ivan	-	-	-	-	-	-
5121		Retirement	54,875	48,991	69,004	53,967	79,298	77,208
5121	02	Retirement Tier II	-	2,828	11,124	14,549	-	-
5122		Health Insurance	204,671	158,969	174,132	157,782	226,663	207,769
5122	T	Health Insurance Temp	-	-	-	-	-	-
5123		Life Insurance	1,296	1,149	1,304	1,176	1,938	1,881
5123	T	Life Insurance Temp	-	-	-	-	-	-
5124		Social Security	85,729	74,454	83,972	79,553	97,286	97,155
5125		Workers Comp	128,193	93,515	68,213	63,935	102,203	82,552
5126		Unemployment Insurance	-	7,998	-	-	2,068	2,066
5129		Disability	4,720	-	-	1,735	2,659	2,661
5150		Contract Services	3,683	8,194	10,241	6,883	8,500	20,000
5150	05158	Herbicide Spraying	-	-	-	-	-	-
5150	05159	Other Contract Services	10,900	24,047	9,227	16,265	11,000	13,087
5150	99	Temporary Labor	27,910	61,796	38,628	11,580	25,000	15,000
5153		Pest Control	104	76	76	114	80	80
5154		Legal Services	-	-	2,246	-	-	-
5156		Physicals/Medical Exam	1,631	1,672	1,933	1,685	1,500	1,500
5170		Training	2,083	2,607	2,296	2,878	2,875	3,000
5171		Dues	-	-	-	-	-	-
5211		Office Supplies	2,073	2,563	7,322	3,693	3,081	3,000
5211	1	Office/Computer Equipment	418	3,153	9,769	495	3,000	3,000
5212		Gas & Oil	300,901	336,494	267,673	243,048	319,000	212,771

Baldwin County Commission

Fund		00111 7 Cent Gasoline Tax Fund		FY 2016 Budget				
Dept		53113 HWY Area 300 Barn Foley		Detailed Expenditures				
Object Act	Sub Act	Description	FY 2012	FY 2013	FY 2014	FY 2015 YTD Aug	FY 2015 Budget	FY 2016 Budget
5213		Road Bldg Materials	(176)	27,982	(17,905)	(107,945)	235,585	310,000
5213	05214	Asphalt	29,049	20,577	40,852	20,272	-	7,488
5213	05215	Pipe	72,541	66,242	62,000	65,242	-	45,684
5213	05216	Dirt	(46,198)	(954)	2,001	-	-	-
5213	05218	Limestone	127,030	74,537	83,969	81,955	-	42,995
5213	05219	Other Rd Bldg Materials	27,071	66,465	116,543	115,379	-	137,241
5213	5230	Area 300 Storm Water Project	-	-	-	-	-	-
5214		Small Tools	14,372	11,975	9,224	8,369	5,000	6,000
5214	1	Sm Gen. Tools/Eqpt	-	-	2,395	1,751	-	1,751
5215		Tires	48,710	61,431	52,313	51,674	45,000	45,000
5216		Cleaning Supplies	768	1,518	2,702	2,388	1,000	1,500
5218		Food	9,185	7,813	5,888	6,057	2,000	5,000
5219		Misc. Supplies	23,220	49,015	20,474	14,198	25,237	25,000
5223		Copy Machine Rental	3,382	3,189	3,524	3,172	3,050	3,000
5225		Construction Equipment Leases	-	4,665	-	1,449	2,500	2,491
5226		S T Eqmt. Rental	26,675	24,205	32,811	13,410	35,000	30,000
5228		Uniforms	6,208	6,337	5,740	5,196	6,000	6,000
5229		Other Rental	-	-	384	-	-	-
5231		Building Repairs & Maint	2,292	13,720	23,298	15,550	22,186	20,000
5232		Repairs: Construction Equipmt	195,730	258,533	272,343	272,472	250,000	250,000
5234		Repairs & Maint. M. V.	7,191	1,268	933	655	5,000	5,000
5235		Comp & Software Maintenance	1,092	774	1,566	2,247	1,100	1,500
5235	001	Computer Support Services	-	-	-	-	-	16,419
5239		Repairs: Other	-	-	-	-	-	-
5240	01	Electricity	-	-	-	-	-	-
5240	02	Water & Sewage	-	-	-	-	-	-
5240	03	Natural Gas	-	-	-	-	-	-
5240	04	Garbage Service	-	-	-	-	-	-
5251		Telephone	12,423	13,751	13,904	13,696	11,500	13,000
5253		Advertising	-	-	353	-	-	-
5260		Travel	-	-	320	147	500	500
5260	89	Taxable Meals	-	-	62	30	-	30
5270		Insurance: Buildings	1,131	1,185	994	930	1,108	930
5272		Insurance: M. V.	21,011	19,130	25,567	25,868	22,099	25,868

Baldwin County Commission

Fund 00111 7 Cent Gasoline Tax Fund			FY 2016 Budget					
Dept 53113 HWY Area 300 Barn Foley			Detailed Expenditures					
Object Act	Sub Act	Description	FY 2012	FY 2013	FY 2014	FY 2015 YTD Aug	FY 2015 Budget	FY 2016 Budget
5278		Deduction on Insurance Claims	2,349	-	1,688	995	5,000	5,000
5407		Vehicle License	77	-	28	83	-	64
5499		Misc Other Current Expenses	1,667	-	-	-	1,667	694
5500		Capital	-	38,961	-	-	-	-
5500	01	Maint Facility Area 300	-	262,077	58,771	-	-	-
5550		MOTOR VEHICLES	217,615	-	-	-	-	-
5560		Construction Equipment	526,578	20,777	2,554,334	350,200	385,000	470,000
Totals		53113 HWY Area 300 Barn Foley	\$ 3,354,847	\$ 2,930,857	\$ 5,309,321	\$ 2,736,721	\$ 3,223,407	\$ 3,490,848

Baldwin County Commission

Fund		00111 7 Cent Gasoline Tax Fund		FY 2016 Budget				
Dept		53120 HWY Construction Engineering		Detailed Expenditures				
Object Act	Sub Act	Description	FY 2012	FY 2013	FY 2014	FY 2015 YTD Aug	FY 2015 Budget	FY 2016 Budget
5103		Overtime	10,695	19,172	13,862	112	-	-
5105		Car Allowance	90	(90)	-	-	-	-
5106		Longevity	4,000	5,000	4,000	3,500	-	2,000
5113		Salaries	317,260	283,560	161,664	5,672	-	225,147
5113	T	Salaries Temp Workers	-	-	-	-	-	-
5114		Salary Offset for Projects	-	-	-	-	-	-
5114	01	BP Spill Labor/Benifits	-	-	-	-	-	-
5114	02	Hurr Isaac Labor/Benefits	(2,887)	-	-	-	-	-
5120		Fringe Benefits	-	-	-	-	-	-
5120	1	Fringe/Ivan	-	-	-	-	-	-
5121		Retirement	16,827	15,994	12,139	135	-	13,847
5121	02	Retirement Tier II	-	-	735	-	-	-
5122		Health Insurance	35,881	37,290	22,379	6,424	-	34,271
5123		Life Insurance	283	263	148	4	-	285
5124		Social Security	24,865	22,433	13,221	700	-	17,376
5125		Workers Comp	29,812	17,694	10,268	(202)	-	3,175
5126		Unemployment Insurance	-	-	-	-	-	327
5129		Disability	1,452	-	-	(18)	-	420
5150		Contract Services	7,026	1,045	-	25	-	15,000
5150	05159	Other Contract Services	-	1,399	-	-	-	-
5150	06	Asphalt Testing	13,728	6,098	49,210	-	-	-
5150	07	Miscellaneous Testing	-	3,116	4,960	-	-	-
5150	08	Underwater Bridge Inspection	5,570	-	5,314	-	-	-
5150	99	Temporary Labor	-	-	-	-	-	-
5156		Physicals/Medical Exam	80	-	106	121	-	-
5170		Training	1,988	5,670	3,983	191	-	2,000
5171		Dues	480	-	-	-	-	-
5211		Office Supplies	20	1,651	1,058	591	-	1,000
5212		Gas & Oil	13,517	13,654	8,930	5,699	-	7,949
5213	05214	Asphalt	-	-	-	-	-	-
5214		Small Tools	6,973	1,971	915	-	-	-
5215		Tires	769	100	1,618	-	-	-
5219		Misc. Supplies	1,611	951	3,218	315	-	315

Baldwin County Commission

Fund		00111 7 Cent Gasoline Tax Fund		FY 2016 Budget				
Dept		53120 HWY Construction Engineering		Detailed Expenditures				
Object Act	Sub Act	Description	FY 2012	FY 2013	FY 2014	FY 2015 YTD Aug	FY 2015 Budget	FY 2016 Budget
5223		Copy Machine Rental	4,147	3,606	3,711	3,681	-	2,500
5228		Uniforms	-	-	-	-	-	-
5229		Other Rental	-	250	-	-	-	-
5231		Building Repairs & Maint	-	-	-	-	-	-
5232		Repairs: Construction Equipmt	-	60	880	-	-	-
5234		Repairs & Maint. M. V.	1,855	3,930	2,235	167	-	2,500
5235		Comp & Software Maintenance	1,092	484	484	484	-	2,000
5238	1	Bridge Repairs	-	-	18,400	-	-	-
5251		Telephone	9,853	8,664	9,867	8,580	-	5,000
5253		Advertising	-	-	-	-	-	-
5260		Travel	2,531	4,342	5,854	375	-	375
5260	89	Taxable Meals	457	166	197	-	-	-
5272		Insurance: M. V.	4,296	2,376	2,250	1,284	-	1,284
5278		Deduction on Insurance Claims	-	-	-	-	-	-
5407		Vehicle License	-	-	-	-	-	-
5499		Misc Other Current Expenses	-	-	-	-	-	-
5500		Capital	-	119,898	-	-	-	-
5550		MOTOR VEHICLES	-	-	-	-	-	75,000
5560		Construction Equipment	-	-	-	-	-	-
Totals		53120 HWY Construction Engineering	\$ 514,270	\$ 580,745	\$ 361,606	\$ 37,839	\$ -	\$ 411,771

Baldwin County Commission

Fund		00111 7 Cent Gasoline Tax Fund		FY 2016 Budget				
Dept		53130 HWY Maintenance Engineering		Detailed Expenditures				
Object Act	Sub Act	Description	FY 2012	FY 2013	FY 2014	FY 2015 YTD Aug	FY 2015 Budget	FY 2016 Budget
5103		Overtime	4,852	8,493	25,062	31,085	20,000	20,000
5105		Car Allowance	92	(92)	-	-	-	-
5106		Longevity	10,000	3,000	2,000	2,500	6,000	3,500
5113		Salaries	303,031	267,342	261,727	420,385	480,183	340,953
5114		Salary Offset for Projects	-	-	-	-	-	-
5114	01	BP Spill Labor/Benefits	-	-	-	-	-	-
5114	02	Hurr Isaac Labor/Benefits	(713)	-	-	-	-	-
5121		Retirement	15,864	14,370	14,853	20,903	31,510	22,200
5121	02	Retirement Tier II	-	-	3,271	6,579	-	-
5122		Health Insurance	48,977	42,161	43,390	58,682	76,286	81,208
5123		Life Insurance	266	236	260	386	627	399
5124		Social Security	22,510	19,629	20,415	32,436	38,722	27,881
5125		Workers Comp	53,287	11,730	7,349	8,124	11,245	4,956
5126		Unemployment Insurance	463	1,176	(14)	(11)	865	613
5129		Disability	1,349	-	-	744	1,110	788
5150		Contract Services	4,028	2,150	640	9,253	4,365	10,000
5150	014	Construction Services	-	-	-	3,197	4,400	5,000
5150	05158	Herbicide	36,533	15,484	395	16,870	50,000	40,000
5150	05159	Other Contract Services	770	-	4,200	4,160	8,000	7,492
5150	99	Temp. Labor	30,327	(0)	-	-	-	-
5154		Legal Services	-	-	-	-	560	-
5156		Physicals/Medical Exam	458	75	493	280	390	400
5170		Training	2,226	3,469	3,246	7,226	10,000	6,000
5171		Dues	281	-	-	-	-	-
5201		E-911 Signs	2,675	-	1,666	8,797	-	3,144
5202		Road Signs & Markers	707	-	-	-	-	-
5202	05202	Paint	(5,129)	(2,595)	-	-	-	-
5202	05203	Traffic Signs	41,818	-	57,576	90,090	125,750	125,000
5202	05204	Traffic Control Devices	14,490	18,208	15,197	1,432	-	200,000
5211		Office Supplies	165	587	4,704	1,669	500	1,000
5211	1	Sm Office/Comp Eqpt	328	770	3,413	10,672	10,000	7,000
5212		Gas & Oil	15,688	15,054	17,235	7,770	19,000	11,384
5213		Road Bldg Materials	-	-	-	-	-	-

Baldwin County Commission

Fund		00111 7 Cent Gasoline Tax Fund		FY 2016 Budget				
Dept		53130 HWY Maintenance Engineering		Detailed Expenditures				
Object Act	Sub Act	Description	FY 2012	FY 2013	FY 2014	FY 2015 YTD Aug	FY 2015 Budget	FY 2016 Budget
5213	05214	Asphalt	-	-	-	-	-	-
5213	05219	Other Rd Bldg Materials	-	-	-	-	-	-
5214		Small Tools	-	-	-	2,168	2,000	2,000
5215		Tires	628	205	354	2,886	4,500	3,000
5219		Misc. Supplies	7,442	4,078	6,995	3,789	8,400	5,000
5223		Copy Machine Rental	-	-	-	-	3,800	1,500
5228		Uniforms	2,363	26	-	-	-	-
5229		Other Rental	-	-	-	-	-	-
5231		Building Repairs & Maint	471	662	419	242	1,000	618
5232		Repairs: Construction Equipmt	5,325	3,459	4	5,086	-	5,086
5234		Repairs & Maint. M. V.	2,687	5,882	4,940	5,444	10,500	7,000
5235		Comp & Software Maintenance	1,274	565	1,336	3,319	2,650	2,500
5239		Repairs: Other	-	-	-	-	15,000	-
5240	01	Electricity	-	-	-	-	-	-
5249		Traf Light Util Charges	17,174	13,882	19,537	16,568	20,000	20,000
5251		Telephone	8,673	6,985	7,949	8,001	18,000	10,000
5253		Advertising	-	-	-	-	500	-
5260		Travel	1,658	1,020	2,104	1,535	3,000	1,500
5260	89	Taxable Meals	77	60	271	375	400	452
5270		Insurance: Buildings	-	-	(91)	-	-	-
5272		Insurance: M. V.	5,074	4,769	990	3,062	10,311	3,062
5278		Deduction on Insurance Claims	-	-	-	-	250	-
5407		Vehicle License	3	-	-	-	-	-
5499		Other Misc. Expenditures	-	-	-	-	-	-
5500		Capital	-	22,730	-	9,750	-	-
5550		Motor Vehicles	45,098	-	-	-	-	-
5560		Construction Equipment	-	-	-	-	-	-
Totals		53130 HWY Maintenance Engineering	\$ 703,290	\$ 485,572	\$ 531,887	\$ 805,449	\$ 999,824	\$ 980,636

Baldwin County Commission

Fund		00111 7 Cent Gasoline Tax Fund		FY 2016 Budget				
Dept		53131 HWY Paving Crew		Detailed Expenditures				
Object Act	Sub Act	Description	FY 2012	FY 2013	FY 2014	FY 2015 YTD Aug	FY 2015 Budget	FY 2016 Budget
5103		Overtime	3,979	-	1,889	-	-	-
5105		Car Allowance	65	(65)	-	-	-	-
5106		Longevity	-	500	1,000	-	-	-
5113		Salaries	104,121	52,049	37,421	-	-	-
5121		Retirement	4,705	2,762	2,477	-	-	-
5122		Health Insurance	14,157	827	-	-	-	-
5123		Life Insurance	106	39	31	-	-	-
5124		Social Security	8,049	4,060	3,118	-	-	-
5125		Workers Comp	108	22,428	2,112	(73)	-	-
5126		Unemployment Insurance	-	-	-	-	-	-
5129		Disability	182	-	-	-	-	-
5150		Contract Services	-	-	-	-	-	-
5150	99	Temporary Labor	-	-	-	-	-	-
5156		Physicals/Medical Exam	40	40	-	-	-	-
5170		Training	925	252	740	-	-	-
5211		Office Supplies	-	11	397	-	-	-
5212		Gas & Oil	18,773	15,543	8,670	8,991	-	8,518
5213		Road Bldg Materials	-	-	-	-	-	-
5213	05214	Asphalt	258	12,000	3,364	-	-	-
5213	05215	Pipe	(1,185)	-	-	-	-	-
5213	05216	Dirt	(8,268)	-	-	-	-	-
5213	05219	Other Rd Bldg Material	(10,499)	(501)	-	-	-	-
5214		Small Tools	119	-	516	-	-	-
5215		Tires	942	933	-	-	-	-
5219		Misc. Supplies	3,668	2,287	1,159	357	-	357
5228		Uniforms	438	131	245	-	-	-
5229		Other Rental	-	-	-	-	-	-
5232		Repairs: Construction Equipmt	4,111	25,763	11,830	174	-	174
5234		Repairs & Maint. M. V.	2,760	931	153	-	-	-
5251		Telephone	294	656	651	200	-	120
5260		Travel	-	-	559	-	-	-
5260	89	Taxable Meals	-	-	31	-	-	-
5272		Insurance: M. V.	-	-	-	-	-	-

Baldwin County Commission

FY 2016 Budget

Detailed Expenditures

Fund	00111	7 Cent Gasoline Tax Fund						
Dept	53131	HWY Paving Crew						
Object Act	Sub Act	Description	FY 2012	FY 2013	FY 2014	FY 2015 YTD Aug	FY 2015 Budget	FY 2016 Budget
5499		Misc Other Current Expenses	-	-	-	-	-	-
5500		Capital	-	-	-	-	-	-
5560		Construction Equipment	-	-	-	-	-	-
Totals		53131 HWY Paving Crew	\$ 147,847	\$ 140,646	\$ 76,364	\$ 9,649	\$ -	\$ 9,169

Baldwin County Commission

Fund 00111 7 Cent Gasoline Tax Fund
 Dept 53132 HWY Striping Crew

FY 2016 Budget
 Detailed Expenditures

Object Act	Sub Act	Description	FY 2012	FY 2013	FY 2014	FY 2015 YTD Aug	FY 2015 Budget	FY 2016 Budget
5103		Overtime	4,200	1,536	13,162	2,639	6,000	4,000
5106		Longevity	-	1,500	2,000	2,000	2,000	2,500
5113		Salaries	97,163	91,275	111,376	107,186	119,698	124,197
5121		Retirement	4,835	4,926	6,829	5,637	7,919	7,884
5121	02	Retirement Tier II	-	-	1,003	1,253	-	-
5122		Health Insurance	17,821	16,071	19,264	17,102	19,915	23,389
5123		Life Insurance	135	129	164	148	228	228
5124		Social Security	7,588	7,042	9,442	8,322	9,769	9,999
5125		Workers Comp	-	8,461	6,576	6,900	11,009	9,519
5126		Unemployment Insurance	-	-	-	-	215	223
5129		Disability	441	-	-	193	277	287
5150		Contract Services	-	-	-	318	-	318
5150	99	Temp. Labor	-	22,747	4,765	-	10,000	4,167
5156		Physicals/Medical Exam	-	-	96	40	90	90
5170		Training	-	125	-	88	800	800
5202		Road Signs & Markers	-	-	-	-	-	-
5202	05202	Paint	145,940	197,124	24,189	105,876	210,000	185,000
5211		Office Supplies	-	120	154	-	-	-
5212		Gas & Oil	17,426	18,332	19,267	10,040	15,000	13,253
5213		Road Bldg Materials	-	-	(11)	-	-	-
5213	05219	Other Rd Bldg Materials	(527)	(4,930)	-	-	-	-
5214		Small Tools	-	-	-	-	250	1,000
5215		Tires	-	-	-	1,447	3,500	3,500
5219		Misc. Supplies	1,736	1,292	1,358	1,712	2,000	2,000
5228		Uniforms	392	442	535	488	750	1,000
5231		Building Repairs & Maint	-	-	-	98	-	28
5232		Repairs: Construction Equipmt	636	2,006	3,113	319	-	2,500
5234		Repairs & Maint. M. V.	4,955	331	3,220	263	8,000	2,500
5251		Telephone	546	1,015	721	926	500	1,500
5260		Travel	-	367	-	-	-	-
5260	89	Taxable Meals	-	31	-	-	-	-
5272		Insurance: M. V.	814	1,566	1,634	1,745	300	1,745
5407		Vehicle License	3	-	-	-	-	-

Baldwin County Commission

FY 2016 Budget

Detailed Expenditures

Fund	00111	7 Cent Gasoline Tax Fund						
Dept	53132	HWY Striping Crew						
Object Act	Sub Act	Description	FY 2012	FY 2013	FY 2014	FY 2015 YTD Aug	FY 2015 Budget	FY 2016 Budget
5500		Capital	-	-	-	-	-	-
5550		Motor Vehicles	39,142	-	-	-	-	-
5560		Construction Equipment	293,508	7,249	-	-	-	-
Totals		53132 HWY Striping Crew	\$ 636,754	\$ 378,756	\$ 228,857	\$ 274,739	\$ 428,220	\$ 401,627

Baldwin County Commission

Fund		00111 7 Cent Gasoline Tax Fund		FY 2016 Budget				
Dept		53133 HWY Sign Crew		Detailed Expenditures				
Object Act	Sub Act	Description	FY 2012	FY 2013	FY 2014	FY 2015 YTD Aug	FY 2015 Budget	FY 2016 Budget
5103		Overtime	1,785	4,496	151	-	-	-
5105		Car Allowance	84	(84)	-	-	-	-
5106		Longevity	-	4,000	1,500	-	-	-
5113		Salaries	230,944	185,084	3,137	-	-	-
5114	02	BP Spill Labor/Benifits	(50)	-	-	-	-	-
5121		Retirement	11,541	9,049	861	-	-	-
5122		Health Insurance	44,312	24,146	4,072	2,953	-	-
5123		Life Insurance	308	238	9	-	-	-
5124		Social Security	16,530	14,103	358	-	-	-
5125		Workers Comp	562	20,738	(2,056)	-	-	-
5126		Unemployment Insurance	-	-	-	-	-	-
5129		Disability	650	-	-	-	-	-
5150		Contract Services	114	-	-	-	-	-
5150	99	Temp. Labor	-	-	-	-	-	-
5156		Physicals/Medical Exam	229	145	-	-	-	-
5170		Training	-	-	-	-	-	-
5201		E-911 Signs	28,958	58,132	7,200	-	-	-
5202		Road Signs & Markers	-	-	1,313	-	-	-
5202	05203	Traffic Signs	119,467	147,612	5,468	-	-	-
5211		Office Supplies	-	200	-	-	-	-
5212		Gas & Oil	32,615	21,528	15,825	1	20,000	-
5213		Road Bldg Materials	-	-	(1,147)	(46)	-	-
5214		Small Tools	3,178	-	-	-	-	-
5215		Tires	3,643	15	-	-	-	-
5219		Misc. Supplies	3,253	1,292	964	-	-	-
5228		Uniforms	903	1,375	36	-	-	-
5231		Building Repairs & Maint	1,058	445	-	-	-	-
5232		Repairs: Construction Equipmt	16,340	31,679	1,743	-	-	-
5234		Repairs & Maint. M. V.	78	-	-	-	-	-
5251		Telephone	565	1,240	961	313	-	-
5272		Insurance: M. V.	-	-	-	-	-	-
5499		Other Misc. Expenditures	-	-	-	-	-	-

Baldwin County Commission

FY 2016 Budget

Detailed Expenditures

Fund 00111 7 Cent Gasoline Tax Fund
 Dept 53133 HWY Sign Crew

Object Act	Sub Act	Description	FY 2012	FY 2013	FY 2014	FY 2015 YTD Aug	FY 2015 Budget	FY 2016 Budget
Totals		53133 HWY Sign Crew	\$ 517,069	\$ 525,431	\$ 40,395	\$ 3,220	\$ 20,000	\$ -

Baldwin County Commission

Fund 00111 7 Cent Gasoline Tax Fund			FY 2016 Budget					
Dept 53135 HWY Mowing Crew			Detailed Expenditures					
Object Act	Sub Act	Description	FY 2012	FY 2013	FY 2014	FY 2015 YTD Aug	FY 2015 Budget	FY 2016 Budget
5103		Overtime	-	-	-	14,223	5,000	5,000
5106		Longevity	-	-	-	-	-	500
5113		Salaries	-	-	-	91,168	117,422	121,430
5121		Retirement	-	-	-	3,741	7,713	7,776
5121	02	Retirement Tier II	-	-	-	2,602	-	-
5122		Health Insurance	-	-	-	23,923	26,773	34,271
5123		Life Insurance	-	-	-	122	228	228
5124		Social Security	-	-	-	7,215	9,365	9,711
5125		Workers Comp	-	-	-	6,535	9,727	9,307
5126		Unemployment Insurance	-	-	-	-	211	218
5129		Disability	-	-	-	143	271	281
5150		Contract Services	-	-	-	209	-	209
5156		Physicals/Medical Exam	-	-	-	164	-	64
5170		Training	-	-	-	7	-	-
5211		Office Supplies	-	-	-	82	-	46
5212		Gas & Oil	-	-	-	4,826	-	3,000
5213	05219	Other Rd Bldg Materials	-	-	-	326	-	-
5214		Small Tools	-	-	-	1,573	-	1,573
5215		Tires	-	-	-	5,183	-	2,502
5219		Misc. Supplies	-	-	-	8,750	-	7,204
5228		Uniforms	-	-	-	562	-	324
5229		Other Rental	-	-	-	38,250	-	6,000
5232		Repairs: Construction Equipmt	-	-	-	18,676	-	6,339
5234		Repairs & Maint. M. V.	-	-	-	4,207	-	1,639
5251		Telephone	-	-	-	641	-	256
5272		Insurance: M. V.	-	-	-	792	-	792
5407		Vehicle License	-	-	-	24	-	24
5500		Capital	-	-	-	52,439	-	-
5550		Motor Vehicles	-	-	-	24,540	-	40,000
5560		Construction Equipment	-	-	-	-	45,000	-
Totals		53135 HWY Mowing Crew	\$ -	\$ -	\$ -	\$ 310,925	\$ 221,710	\$ 258,694

Baldwin County Commission

Fund		00111 7 Cent Gasoline Tax Fund		FY 2016 Budget				
Dept		53150 HWY Subdivision Development		Detailed Expenditures				
Object Act	Sub Act	Description	FY 2012	FY 2013	FY 2014	FY 2015 YTD Aug	FY 2015 Budget	FY 2016 Budget
5103		Overtime	14,097	11,955	20,118	11,081	15,500	12,000
5106		Longevity	3,000	3,000	3,500	3,500	3,500	3,500
5113		Salaries	116,990	123,935	179,332	159,819	177,847	183,737
5114		Salary Offset for Projects	-	-	-	-	-	-
5114	01	BP Spill Labor/Benifits	-	-	-	-	-	-
5121		Retirement	5,881	7,067	12,253	10,767	12,181	12,038
5122		Health Insurance	21,062	21,916	30,471	23,535	29,233	28,830
5123		Life Insurance	126	132	177	148	228	228
5124		Social Security	9,614	9,917	14,738	12,733	15,059	15,241
5125		Workers Comp	15,303	7,480	6,371	3,110	4,940	2,040
5126		Unemployment Insurance	1	-	-	-	320	331
5129		Disability	734	-	-	283	411	425
5150		Contract Services	-	-	-	-	-	-
5150	01	COURT REPORTER	-	-	-	-	-	-
5154		Legal Services	-	-	-	-	-	-
5156		Drug Test	-	63	-	80	100	82
5170		Training	675	1,908	1,374	882	2,000	1,500
5171		Dues	-	152	95	-	170	200
5211		Office Supplies	2,263	1,034	1,077	1,119	1,250	1,500
5211	1	Sm Office/Comp Eqpt	-	16	1,203	461	800	1,000
5212		Gas & Oil	2,754	1,949	2,381	1,253	3,000	1,527
5214	1	Sm Gen. Tools/Eqpt	-	30	19	-	-	-
5215		Tires	758	-	-	787	700	500
5219		Misc. Supplies	91	307	58	267	500	500
5223		Copy Machine Rental	4,433	3,522	3,385	3,255	4,500	4,000
5233		Office Eqmt. Repair & Maint.	-	-	-	-	-	-
5234		Repairs & Maint. M. V.	135	4,089	1,261	663	900	900
5235		Comp & Software Maintenance	784	505	505	505	1,500	1,250
5251		Telephone	4,755	5,304	5,256	4,631	4,000	4,000
5252		Postage	1,234	1,073	1,066	1,197	3,100	1,500
5260		Travel	275	2,027	879	1,160	1,000	1,500
5260	89	Taxable Meals	75	-	-	30	150	92
5272		Insurance: M. V.	563	546	508	(58)	631	500

Baldwin County Commission

FY 2016 Budget

Detailed Expenditures

Fund	00111	7 Cent Gasoline Tax Fund							
Dept	53150	HWY Subdivision Development							
Object Act	Sub Act	Description	FY 2012	FY 2013	FY 2014	FY 2015 YTD Aug	FY 2015 Budget	FY 2016 Budget	
5407		License Tags	-	-	-	-	-	-	
5550		Motor Vehicles	-	-	-	-	-	25,000	
Totals		53150 HWY Subdivision Development	\$ 205,602	\$ 207,924	\$ 286,027	\$ 241,208	\$ 283,520	\$ 303,921	

Baldwin County Commission

Fund 00111 7 Cent Gasoline Tax Fund			FY 2016 Budget					
Dept 53555 HWY Fund 111 Highway Building			Detailed Expenditures					
Object Act	Sub Act	Description	FY 2012	FY 2013	FY 2014	FY 2015 YTD Aug	FY 2015 Budget	FY 2016 Budget
5241	101	Electric BM Highway Barn	-	557	1,382	1,190	-	805
5241	102	Electricity BM HWY PW Bldg	580	1,426	2,785	2,741	1,000	1,941
5241	103	Electricity BM HWY Bldg3	13,264	13,188	13,636	13,533	15,000	14,081
5241	104	Electricity BM HWY Bldg4	3,378	3,211	3,056	2,685	2,000	2,300
5241	301	Electric SHill Highway Barn	8,601	8,153	8,002	7,729	12,000	9,768
5241	302	Electric SHill Hwy Const Bld	11,317	11,828	13,088	10,028	14,000	11,844
5241	401	Electric Foley Hwy Barn	9,990	11,036	12,854	15,558	10,000	13,349
5242	101	Gas BM Highway Barn	3,191	3,687	10,356	5,756	9,800	9,660
5242	301	Gas SHill Highway Barn	2,100	2,668	3,799	3,253	4,500	5,010
5242	302	Gas SHill Highway Const Bldg	3,346	3,459	4,611	4,839	5,500	6,888
5242	401	Gas Foley Hwy Barn	1,750	2,367	4,078	5,869	5,500	7,868
5243	101	Water Sewer BM Highway Barn	5,620	2,245	2,600	3,375	5,000	4,564
5243	301	Water Sewer SHill Highway Ba	1,978	1,774	1,927	1,841	3,000	2,426
5243	302	Water Sewer SHill Hwy Const	2,736	2,390	2,324	2,278	3,000	2,672
5243	401	Water Sewer Foley Hwy Barn	805	1,181	755	671	800	758
5244	101	Garbage BM Highway Barn	680	696	762	704	550	740
5244	301	Garbage SHill Highway Barn	3,288	3,287	3,283	3,015	3,300	3,294
5244	302	Garbage SHill Hwy Const Bldg	2,068	2,068	2,068	1,896	2,100	2,082
5244	401	Garbage Foley Hwy Barn	540	540	2,678	2,654	550	1,922
5270	101	Insurance BM Highway Barn	4,971	4,913	4,651	3,979	5,227	3,979
5270	301	Insurance SHill Highway Barn	3,745	3,705	3,488	2,908	3,928	2,908
5270	302	Insurance SHill Hwy Const Bl	1,521	1,505	1,417	1,180	1,595	1,180
5270	401	Insurance Foley Hwy Barn	-	3,146	2,974	2,480	815	2,480
5275		Insurance Gen Liability	175,428	150,367	149,526	136,524	137,079	140,000
Totals			\$ 260,898	\$ 239,398	\$ 256,100	\$ 236,687	\$ 246,244	\$ 252,519

Baldwin County Commission

Fund 00111 7 Cent Gasoline Tax Fund			FY 2016 Budget					
Dept 53600 HWY Pre-Construction Engineeri			Detailed Expenditures					
Object Act	Sub Act	Description	FY 2012	FY 2013	FY 2014	FY 2015 YTD Aug	FY 2015 Budget	FY 2016 Budget
5103		Overtime	11,957	6,095	14,288	6,672	10,000	8,000
5105		Car Allowance	81	(81)	-	-	-	-
5106		Longevity	4,000	4,500	5,500	5,000	5,500	5,500
5113		Salaries	341,227	355,467	443,659	394,459	456,254	464,252
5114		Salary offset for projects	-	-	-	-	-	-
5121		Retirement	17,851	18,029	25,004	21,114	29,374	29,042
5121	02	Retirement Tier II	-	593	5,313	3,865	-	-
5122		Health Insurance	58,547	60,681	67,648	55,495	66,939	78,470
5123		Life Insurance	326	328	392	322	513	513
5124		Social Security	25,124	25,472	32,636	28,526	36,091	36,548
5125		Workers Comp	22,327	14,903	11,187	7,297	11,445	2,767
5126		Unemployment Insurance	3,630	-	-	-	821	837
5129		Disability	1,218	-	-	674	1,055	1,074
5150		Contract Services	1,000	-	-	-	(100)	-
5150	05159	Other Contract Services	-	-	-	1,155	-	1,155
5150	99	Temporary Labor	-	4,452	-	-	-	-
5153		Pest Control	-	-	-	-	-	-
5156		Physicals/Medical Exam	219	141	159	80	250	250
5163		Data Processing	-	-	-	-	-	-
5165		Engineering Services	-	-	-	-	75,100	100,000
5165	05166	Road Engineering	-	3,000	10,516	41,251	-	30,219
5165	05167	Bridge Engineering	32,998	-	-	-	-	-
5165	05169	Other Engineering	24,850	34,989	57,187	28,856	-	23,806
5170		Training	1,204	1,988	525	2,962	5,000	4,000
5171		Dues	-	-	236	45	325	325
5199	05191	GEO Testing	-	-	-	-	-	-
5199	05199	Other Profess Services	-	-	-	-	-	-
5211		Office Supplies	3,669	5,544	6,408	7,082	5,000	8,000
5211	1	Sm Office/Comp Eqpt	6,755	10,137	2,473	2,853	4,500	4,000
5212		Gas & Oil	7,890	6,633	5,136	3,378	7,000	4,144
5214		Small Tools	-	35	-	-	500	207
5215		Tires	1,135	-	-	-	1,000	1,000
5219		Misc. Supplies	2,784	2,724	1,313	501	2,000	500

Baldwin County Commission

Fund 00111 7 Cent Gasoline Tax Fund			FY 2016 Budget					
Dept 53600 HWY Pre-Construction Engineeri			Detailed Expenditures					
Object Act	Sub Act	Description	FY 2012	FY 2013	FY 2014	FY 2015 YTD Aug	FY 2015 Budget	FY 2016 Budget
5223		Copy Machine Rental	-	-	-	-	-	-
5228		Uniforms	510	498	536	410	600	500
5232		Repairs: Construction Equipmt	-	-	-	-	-	-
5234		Repairs & Maint. M. V.	3,747	5,462	3,143	222	4,500	3,000
5235		Comp & Software Maintenance	4,983	7,715	9,488	3,960	15,000	10,000
5240		Utilities	-	-	-	-	-	-
5240	01	Electricity	-	-	-	-	-	-
5240	03	Natural Gas	-	-	-	-	-	-
5251		Telephone	7,095	6,996	7,938	6,245	6,000	6,000
5252		Postage	932	731	-	-	500	207
5253		Advertising	-	539	-	-	-	-
5260		Travel	801	632	1,538	149	1,500	1,000
5260	89	Taxable Meals	45	-	-	60	200	200
5272		Insurance: M. V.	478	446	936	853	535	853
5407		Vehicle License	-	-	3	-	-	-
5499		Misc Other Current Expenses	-	-	-	-	-	-
5550		MOTOR VEHICLES	-	-	52,720	-	-	-
Totals		53600 HWY Pre-Construction Engineeri	\$ 587,381	\$ 578,647	\$ 765,881	\$ 623,485	\$ 747,402	\$ 826,369

Baldwin County Commission

Fund 00111 7 Cent Gasoline Tax Fund			FY 2016 Budget					
Dept 53700 Flood Event FY14			Detailed Expenditures					
Object Act	Sub Act	Description	FY 2012	FY 2013	FY 2014	FY 2015 YTD Aug	FY 2015 Budget	FY 2016 Budget
5150		Contract Services	-	-	143,274	-	2,575,000	-
5150	0213614	Emerg Patch Pave (Ammons Black	-	-	110,718	-	-	-
5150	0213914	Emerg BRG Repair CR9	-	-	185,369	8,686	-	-
5150	0214014	CR52 BRG fm Culvert Silver Crk	-	-	92,677	86	-	-
5150	0214814	Drain Impr CR64 W of CR65 FHWA	-	-	-	41,240	-	453,386
5150	0215514	Drain Impr Hatch Mott MacDonal	-	-	-	91,841	-	144,559
5150	0215614	BRG Replace CR32 FHWA	-	-	-	-	-	196,450
5150	0215714	Drain Impr KBR FHWA	-	-	-	-	-	2,721,475
5150	0215814	Drain Impr Volkert ER Sites FH	-	-	-	130,443	-	886,529
5150	0216014	BRG Replace CR9 FHWA	-	-	-	-	-	1,112,000
5150	0216114	BRG Apprch Fred Dugger Rd FEMA	-	-	562	7,001	-	-
5150	0216514	FEMA Storm Damage McLeod Blvd	-	-	7,500	37,509	-	-
5150	0217014	Drainage Imp Red Gully EWP	-	-	-	44,350	-	-
5150	0217114	Drainage Imp Sibley St EWP	-	-	-	33,581	-	298,013
5150	0217214	Drainage Imp Boone Ln EWP	-	-	-	20,200	-	189,577
5150	0217314	Drainage Imp Polo Ridge EWP	-	-	-	14,560	-	-
5150	0217414	CR 87 N of Blackwater FHWA	-	-	867	504	-	-
5150	0217514	CR 54 E of Perone Creek FHWA	-	-	1,595	-	-	787,192
5150	0217614	CR 33 S of Comalander FHWA	-	-	464	-	-	-
5150	0217714	FEMA GMC Sites Crossdrains	-	-	70,000	23,000	-	1,361,594
5150	0217814	FEMA Preble-Rish Crossdrains	-	-	95,500	-	-	829,924
5150	0217914	FEMA Jade Sites Crossdrains	-	-	87,600	-	-	1,505,836
5150	0218014	FEMA Anchor Sites Crossdrains	-	-	159,500	-	-	2,235,957
5150	0218114	Replace Crossdrains Rain Event	-	-	-	-	-	1,276,987
5150	0219514	Replace Bx Culvert CR95	-	-	-	-	-	261,135
5150	0220014	ASI Contract	-	-	124,674	-	-	-
5150	0220614	East Silverhill Avenue	-	-	32,500	-	-	-
5150	0221914	52 East of Rockwell Rd	-	-	36,685	-	-	-
5150	0223014	Emerg Repair CR62 East of CR69	-	-	33,150	-	-	-
5150	0225914	CR 54 Hill Rd to Forland Rd	-	-	36,647	-	-	-
5150	0226114	Emerg Repair CR64 West of CR65	-	-	39,097	-	-	-
5150	0230314	CR 91 South of Carrier Dr.	-	-	25,000	-	-	-
5150	0230514	CR 99 North of Coyle Ln	-	-	92,000	-	-	-

Baldwin County Commission

Fund		00111 7 Cent Gasoline Tax Fund		FY 2016 Budget				
Dept		53700 Flood Event FY14		Detailed Expenditures				
Object Act	Sub Act	Description	FY 2012	FY 2013	FY 2014	FY 2015 YTD Aug	FY 2015 Budget	FY 2016 Budget
5150	0233214	Lieterman Rd East of Neumann R	-	-	38,400	-	-	-
5150	0237814	Lieterman Rd West of CR 97	-	-	57,950	-	-	-
5211	1	Office/Computer Equipment	-	-	1,089	-	-	-
5213		Road Bldg Materials	-	-	-	-	-	-
5213	0216314	Base Shape Gravel DirtRoads FE	-	-	-	862,020	-	-
5213	05214	Asphalt	-	-	38,711	957	-	-
5213	05215	Pipe	-	-	40,962	-	-	-
5213	05216	Dirt	-	-	1,527	-	-	-
5213	05219	Other Rd Bldg Materials	-	-	5,154	-	-	-
5219		Misc. Supplies	-	-	9,384	-	-	-
5231		Building Repairs & Maint	-	-	4,653	-	-	-
Totals		53700 Flood Event FY14	\$ -	\$ -	\$ 1,573,209	\$ 1,315,977	\$ 2,575,000	\$ 14,260,614

Baldwin County Commission

FY 2016 Budget

Detailed Expenditures

Fund	00111	7 Cent Gasoline Tax Fund							
Dept	0205413	Sidewalk construction US 98							
Object Act	Sub Act	Description	FY 2012	FY 2013	FY 2014	FY 2015 YTD Aug	FY 2015 Budget	FY 2016 Budget	
5150		Contract Services	-	-	26,947	8,428	-	71,315	
Totals		0205413 Sidewalk construction US 98	\$ -	\$ -	\$ 26,947	\$ 8,428	\$ -	\$ 71,315	

Baldwin County Commission

FY 2016 Budget

Detailed Expenditures

Fund 00111 7 Cent Gasoline Tax Fund
 Dept 0205711 CR 13 @ CR 48 (Int. Imp.)

Object Act	Sub Act	Description	FY 2012	FY 2013	FY 2014	FY 2015 YTD Aug	FY 2015 Budget	FY 2016 Budget
5150		Contract Services	-	-	98,726	21,832	80,000	707,285
5406		ROW Acquisition	-	-	-	7,873	175,000	-
Totals		0205711 CR 13 @ CR 48 (Int. Imp.)	\$ -	\$ -	\$ 98,726	\$ 29,705	\$ 255,000	\$ 707,285

Baldwin County Commission

Fund 00111 7 Cent Gasoline Tax Fund			FY 2016 Budget					
Dept 0206113 Keller Rd - Bridge Replacement			Detailed Expenditures					
Object Act	Sub Act	Description	FY 2012	FY 2013	FY 2014	FY 2015 YTD Aug	FY 2015 Budget	FY 2016 Budget
5150		Contract Services	-	-	-	32,547	101,000	149,953
5406		ROW Acquisition	-	-	-	-	20,000	-
Totals		0206113 Keller Rd - Bridge Replacement	\$ -	\$ -	\$ -	\$ 32,547	\$ 121,000	\$ 149,953

Baldwin County Commission

Fund 00111 7 Cent Gasoline Tax Fund			FY 2016 Budget					
Dept 0206213 CR 13@CR 30			Detailed Expenditures					
Object Act	Sub Act	Description	FY 2012	FY 2013	FY 2014	FY 2015 YTD Aug	FY 2015 Budget	FY 2016 Budget
5150		Contract Services	-	-	45,075	40,506	116,000	478,419
5165		Engineering Services	-	-	-	-	-	-
5406		ROW Acquisition	-	-	-	-	50,000	-
Totals		0206213 CR 13@CR 30	\$ -	\$ -	\$ 45,075	\$ 40,506	\$ 166,000	\$ 478,419

Baldwin County Commission

FY 2016 Budget

Detailed Expenditures

Fund	00111	7 Cent Gasoline Tax Fund							
Dept	0206412	CR 55 - Bridge Replacement							
Object Act	Sub Act	Description	FY 2012	FY 2013	FY 2014	FY 2015 YTD Aug	FY 2015 Budget	FY 2016 Budget	
5150		Contract Services	-	-	67,251	21,274	-	182,396	
5406		ROW Acquisition	-	-	-	11,612	2,000	-	
Totals		0206412 CR 55 - Bridge Replacement	\$ -	\$ -	\$ 67,251	\$ 32,886	\$ 2,000	\$ 182,396	

Baldwin County Commission

FY 2016 Budget

Detailed Expenditures

Fund	00111	7 Cent Gasoline Tax Fund						
Dept	0206815	Resurface CR 40						
Object Act	Sub Act	Description	FY 2012	FY 2013	FY 2014	FY 2015 YTD Aug	FY 2015 Budget	FY 2016 Budget
5150	014	Construction Services	-	-	-	-	-	401,250
Totals		0206815 Resurface CR 40	\$ -	\$ -	\$ -	\$ -	\$ -	\$ 401,250

Baldwin County Commission

FY 2016 Budget

Detailed Expenditures

Fund 00111 7 Cent Gasoline Tax Fund
 Dept 0206915 Resurface CR 138

Object Act	Sub Act	Description	FY 2012	FY 2013	FY 2014	FY 2015 YTD Aug	FY 2015 Budget	FY 2016 Budget
5150	014	Construction Services	-	-	-	-	-	463,500
Totals		0206915 Resurface CR 138	\$ -	\$ -	\$ -	\$ -	\$ -	\$ 463,500

Baldwin County Commission

FY 2016 Budget

Detailed Expenditures

Fund	00111	7 Cent Gasoline Tax Fund						
Dept	0207015	Resurface Flowerwood Rd						
Object Act	Sub Act	Description	FY 2012	FY 2013	FY 2014	FY 2015 YTD Aug	FY 2015 Budget	FY 2016 Budget
5150	014	Construction Services	-	-	-	-	-	19,840
Totals		0207015 Resurface Flowerwood Rd	\$ -	\$ -	\$ -	\$ -	\$ -	\$ 19,840

Baldwin County Commission

FY 2016 Budget

Detailed Expenditures

Fund	00111	7 Cent Gasoline Tax Fund						
Dept	0207115	Resurface E Flying K Rd						
Object Act	Sub Act	Description	FY 2012	FY 2013	FY 2014	FY 2015 YTD Aug	FY 2015 Budget	FY 2016 Budget
5150	014	Construction Services	-	-	-	-	-	20,000
Totals		0207115 Resurface E Flying K Rd	\$ -	\$ -	\$ -	\$ -	\$ -	\$ 20,000

Baldwin County Commission

FY 2016 Budget

Detailed Expenditures

Fund	00111	7 Cent Gasoline Tax Fund						
Dept	0207215	Resurface Lost River Rd						
Object Act	Sub Act	Description	FY 2012	FY 2013	FY 2014	FY 2015 YTD Aug	FY 2015 Budget	FY 2016 Budget
5150	014	Construction Services	-	-	-	-	-	64,500
Totals		0207215 Resurface Lost River Rd	\$ -	\$ -	\$ -	\$ -	\$ -	\$ 64,500

Baldwin County Commission

FY 2016 Budget

Detailed Expenditures

Fund	00111	7 Cent Gasoline Tax Fund							
Dept	0207315	Resurface Lost River Rd E							
Object Act	Sub Act	Description	FY 2012	FY 2013	FY 2014	FY 2015 YTD Aug	FY 2015 Budget	FY 2016 Budget	
5150	014	Construction Services	-	-	-	-	-	-	11,250
Totals		0207315 Resurface Lost River Rd E	\$ -	\$ -	\$ -	\$ -	\$ -	\$ -	\$ 11,250

Baldwin County Commission

FY 2016 Budget

Detailed Expenditures

Fund	00111	7 Cent Gasoline Tax Fund						
Dept	0207415	Resurface CR 87						
Object Act	Sub Act	Description	FY 2012	FY 2013	FY 2014	FY 2015 YTD Aug	FY 2015 Budget	FY 2016 Budget
5150	014	Construction Services	-	-	-	-	-	737,600
Totals		0207415 Resurface CR 87	\$ -	\$ -	\$ -	\$ -	\$ -	\$ 737,600

Baldwin County Commission

FY 2016 Budget

Detailed Expenditures

Fund	00111	7 Cent Gasoline Tax Fund						
Dept	0207515	Resurface CR 68						
Object Act	Sub Act	Description	FY 2012	FY 2013	FY 2014	FY 2015 YTD Aug	FY 2015 Budget	FY 2016 Budget
5150	014	Construction Services	-	-	-	-	-	666,000
Totals		0207515 Resurface CR 68	\$ -	\$ -	\$ -	\$ -	\$ -	\$ 666,000

Baldwin County Commission

Fund 00111 7 Cent Gasoline Tax Fund			FY 2016 Budget					
Dept 0207615 Resurface Lawrence Rd			Detailed Expenditures					
Object Act	Sub Act	Description	FY 2012	FY 2013	FY 2014	FY 2015 YTD Aug	FY 2015 Budget	FY 2016 Budget
5150	014	Construction Services	-	-	-	-	-	75,000
Totals		0207615 Resurface Lawrence Rd	\$ -	\$ -	\$ -	\$ -	\$ -	\$ 75,000

Baldwin County Commission

FY 2016 Budget

Detailed Expenditures

Fund	00111	7 Cent Gasoline Tax Fund							
Dept	0207715	Resurface Gunnison Rd							
Object Act	Sub Act	Description	FY 2012	FY 2013	FY 2014	FY 2015 YTD Aug	FY 2015 Budget	FY 2016 Budget	
5150	014	Construction Services	-	-	-	-	-	-	76,760
Totals		0207715 Resurface Gunnison Rd	\$ -	\$ -	\$ -	\$ -	\$ -	\$ -	\$ 76,760

Baldwin County Commission

Fund 00111 7 Cent Gasoline Tax Fund			FY 2016 Budget					
Dept 0207815 Resurface Lawrence Rd Ext			Detailed Expenditures					
Object Act	Sub Act	Description	FY 2012	FY 2013	FY 2014	FY 2015 YTD Aug	FY 2015 Budget	FY 2016 Budget
5150	014	Construction Services	-	-	-	-	-	37,500
Totals		0207815 Resurface Lawrence Rd Ext	\$ -	\$ -	\$ -	\$ -	\$ -	\$ 37,500

Baldwin County Commission

			FY 2016 Budget					
			Detailed Expenditures					
Fund	00111	7 Cent Gasoline Tax Fund						
Dept	0207915	Resurface Red Barn Rd						
Object Act	Sub Act	Description	FY 2012	FY 2013	FY 2014	FY 2015 YTD Aug	FY 2015 Budget	FY 2016 Budget
5150	014	Construction Services	-	-	-	-	-	38,000
Totals		0207915 Resurface Red Barn Rd	\$ -	\$ -	\$ -	\$ -	\$ -	\$ 38,000

Baldwin County Commission

Fund 00111 7 Cent Gasoline Tax Fund			FY 2016 Budget					
Dept 0208015 Resurface CR 49			Detailed Expenditures					
Object Act	Sub Act	Description	FY 2012	FY 2013	FY 2014	FY 2015 YTD Aug	FY 2015 Budget	FY 2016 Budget
5150	014	Construction Services	-	-	-	-	-	332,514
Totals		0208015 Resurface CR 49	\$ -	\$ -	\$ -	\$ -	\$ -	\$ 332,514

Baldwin County Commission

			FY 2016 Budget Detailed Expenditures					
Fund	00111	7 Cent Gasoline Tax Fund						
Dept	0208115	Resurface CR 83						
Object Act	Sub Act	Description	FY 2012	FY 2013	FY 2014	FY 2015 YTD Aug	FY 2015 Budget	FY 2016 Budget
5150	014	Construction Services	-	-	-	-	-	431,100
Totals		0208115 Resurface CR 83	\$ -	\$ -	\$ -	\$ -	\$ -	\$ 431,100

Baldwin County Commission

Fund 00111 7 Cent Gasoline Tax Fund			FY 2016 Budget					
Dept 0208215 Resurface Keller Rd			Detailed Expenditures					
Object Act	Sub Act	Description	FY 2012	FY 2013	FY 2014	FY 2015 YTD Aug	FY 2015 Budget	FY 2016 Budget
5150	014	Construction Services	-	-	-	-	-	75,000
Totals			\$ -	\$ -	\$ -	\$ -	\$ -	\$ 75,000

Baldwin County Commission

Fund 00111 7 Cent Gasoline Tax Fund			FY 2016 Budget					
Dept 0208315 Resurface Bemis Ln			Detailed Expenditures					
Object Act	Sub Act	Description	FY 2012	FY 2013	FY 2014	FY 2015 YTD Aug	FY 2015 Budget	FY 2016 Budget
5150	014	Construction Services	-	-	-	-	-	15,000
Totals			\$ -	\$ -	\$ -	\$ -	\$ -	\$ 15,000

Baldwin County Commission

FY 2016 Budget

Detailed Expenditures

Fund	00111	7 Cent Gasoline Tax Fund							
Dept	0208415	Resurface Roscoe Rd							
Object Act	Sub Act	Description	FY 2012	FY 2013	FY 2014	FY 2015 YTD Aug	FY 2015 Budget	FY 2016 Budget	
5150	014	Construction Services	-	-	-	-	-	-	209,600
Totals		0208415 Resurface Roscoe Rd	\$ -	\$ -	\$ -	\$ -	\$ -	\$ -	209,600

Baldwin County Commission

Fund 00111 7 Cent Gasoline Tax Fund			FY 2016 Budget					
Dept 0212809 CR 34 bridge over Negro Creek			Detailed Expenditures					
Object Act	Sub Act	Description	FY 2012	FY 2013	FY 2014	FY 2015 YTD Aug	FY 2015 Budget	FY 2016 Budget
5150		Contract Services	-	-	-	-	-	314,742
5165		Engineering Services	-	-	124,892	33,980	392,000	-
5406		ROW Acquisition	-	-	-	8,705	30,000	-
Totals		0212809 CR 34 bridge over Negro Creek	\$ -	\$ -	\$ 124,892	\$ 42,685	\$ 422,000	\$ 314,742

Baldwin County Commission

Fund	00111 7 Cent Gasoline Tax Fund		FY 2016 Budget					
Dept	0215210 Truck Trail 17 over Roans		Detailed Expenditures					
Object Act	Sub Act	Description	FY 2012	FY 2013	FY 2014	FY 2015 YTD Aug	FY 2015 Budget	FY 2016 Budget
5150		Contract Services	-	-	-	-	-	394,948
5165		Engineering Services	-	-	44,996	82,056	474,259	-
5213	05215	Pipe	-	-	-	-	-	-
5406		ROW Acquisition	-	-	-	-	30,000	-
Totals		0215210 Truck Trail 17 over Roans	\$ -	\$ -	\$ 44,996	\$ 82,056	\$ 504,259	\$ 394,948

Baldwin County Commission

			FY 2016 Budget					
			Detailed Expenditures					
Fund	00111	7 Cent Gasoline Tax Fund						
Dept	0218414	Resurface Mary Hadley Rd						
Object Act	Sub Act	Description	FY 2012	FY 2013	FY 2014	FY 2015 YTD Aug	FY 2015 Budget	FY 2016 Budget
5150	014	Construction Services	-	-	-	-	-	39,000
Totals		0218414 Resurface Mary Hadley Rd	\$ -	\$ -	\$ -	\$ -	\$ -	\$ 39,000

Baldwin County Commission

FY 2016 Budget

Detailed Expenditures

Fund	00111	7 Cent Gasoline Tax Fund							
Dept	0218514	Resurface CR 38							
Object Act	Sub Act	Description	FY 2012	FY 2013	FY 2014	FY 2015 YTD Aug	FY 2015 Budget	FY 2016 Budget	
5150	014	Construction Services	-	-	-	-	-	-	412,500
Totals		0218514 Resurface CR 38	\$ -	\$ -	\$ -	\$ -	\$ -	\$ -	\$ 412,500

Baldwin County Commission

FY 2016 Budget

Detailed Expenditures

Fund	00111	7 Cent Gasoline Tax Fund						
Dept	0218614	Resurface CR 65						
Object Act	Sub Act	Description	FY 2012	FY 2013	FY 2014	FY 2015 YTD Aug	FY 2015 Budget	FY 2016 Budget
5150	014	Construction Services	-	-	-	-	-	262,500
Totals		0218614 Resurface CR 65	\$ -	\$ -	\$ -	\$ -	\$ -	\$ 262,500

Baldwin County Commission

FY 2016 Budget

Detailed Expenditures

Fund	00111	7 Cent Gasoline Tax Fund							
Dept	0218814	Resurface CR 64							
Object Act	Sub Act	Description	FY 2012	FY 2013	FY 2014	FY 2015 YTD Aug	FY 2015 Budget	FY 2016 Budget	
5150	014	Construction Services	-	-	-	-	-	-	1,713,860
Totals		0218814 Resurface CR 64	\$ -	\$ -	\$ -	\$ -	\$ -	\$ -	\$ 1,713,860

Baldwin County Commission

FY 2016 Budget

Detailed Expenditures

Fund	00111	7 Cent Gasoline Tax Fund						
Dept	0218914	Resurface CR 65						
Object Act	Sub Act	Description	FY 2012	FY 2013	FY 2014	FY 2015 YTD Aug	FY 2015 Budget	FY 2016 Budget
5150	014	Construction Services	-	-	-	-	-	150,000
Totals		0218914 Resurface CR 65	\$ -	\$ -	\$ -	\$ -	\$ -	\$ 150,000

Baldwin County Commission

			FY 2016 Budget Detailed Expenditures					
Fund	00111 7 Cent Gasoline Tax Fund							
Dept	0219014 Resurface CR 48							
Object Act	Sub Act	Description	FY 2012	FY 2013	FY 2014	FY 2015 YTD Aug	FY 2015 Budget	FY 2016 Budget
5150	014	Construction Services	-	-	-	-	-	231,495
Totals		0219014 Resurface CR 48	\$ -	\$ -	\$ -	\$ -	\$ -	\$ 231,495

Baldwin County Commission

FY 2016 Budget
Detailed Expenditures

Fund 00111 7 Cent Gasoline Tax Fund
Dept 0219114 Resurface CR 65

Object Act	Sub Act	Description	FY 2012	FY 2013	FY 2014	FY 2015 YTD Aug	FY 2015 Budget	FY 2016 Budget
5150	014	Construction Services	-	-	-	-	-	37,500
Totals		0219114 Resurface CR 65	\$ -	\$ -	\$ -	\$ -	\$ -	\$ 37,500

Baldwin County Commission

Fund 00111 7 Cent Gasoline Tax Fund			FY 2016 Budget					
Dept 0219214 Resurface CR 12			Detailed Expenditures					
Object Act	Sub Act	Description	FY 2012	FY 2013	FY 2014	FY 2015 YTD Aug	FY 2015 Budget	FY 2016 Budget
5150	014	Construction Services	-	-	-	-	-	515,000
Totals			\$ -	\$ -	\$ -	\$ -	\$ -	\$ 515,000

Baldwin County Commission

FY 2016 Budget

Detailed Expenditures

Fund	00111	7 Cent Gasoline Tax Fund							
Dept	0219314	Resurface CR 97							
Object Act	Sub Act	Description	FY 2012	FY 2013	FY 2014	FY 2015 YTD Aug	FY 2015 Budget	FY 2016 Budget	
5150	014	Construction Services	-	-	-	-	-	-	285,750
Totals		0219314 Resurface CR 97	\$ -	\$ -	\$ -	\$ -	\$ -	\$ -	\$ 285,750

Baldwin County Commission

FY 2016 Budget

Detailed Expenditures

Fund	00111	7 Cent Gasoline Tax Fund							
Dept	0219414	Resurface CR 91							
Object Act	Sub Act	Description	FY 2012	FY 2013	FY 2014	FY 2015 YTD Aug	FY 2015 Budget	FY 2016 Budget	
5150	014	Construction Services	-	-	-	-	-	-	322,500
Totals		0219414 Resurface CR 91	\$ -	\$ -	\$ -	\$ -	\$ -	\$ -	\$ 322,500

Baldwin County Commission

Fund 00111 7 Cent Gasoline Tax Fund			FY 2016 Budget					
Dept 0220911 CR 64 at CR 13;			Detailed Expenditures					
Object Act	Sub Act	Description	FY 2012	FY 2013	FY 2014	FY 2015 YTD Aug	FY 2015 Budget	FY 2016 Budget
5150		Contract Services	-	52,940	50,773	351,871	470,838	97,671
5150	014	Construction Services	-	-	-	395,363	-	-
5165		Engineering Services	-	-	14,144	-	-	-
5406		ROW Acquisition	-	-	181,469	(10,483)	125,000	-
Totals		0220911 CR 64 at CR 13;	\$ -	\$ 52,940	\$ 246,386	\$ 736,751	\$ 595,838	\$ 97,671

Table of Contents for Solid Waste

SOLID WASTE FUND 00510

Solid Waste Fund Summary	Page D-1
Solid Waste Fund Detailed Revenue	Page D-3
Solid Waste Fund Transfers In	Page D-5
Solid Waste Fund Transfers Out	Page D-7

SOLID WASTE:

54100 Administration	Page D-9
54205 Bio Solids	Page D-11
54300 Magnolia Landfill	Page D-12
54325 Transfer Station	Page D-15
54330 Inert Landfill: McBride	Page D-17
54331 Inert Landfill: Eastfork	Page D-19
54332 Inert Landfill: Redhill	Page D-20
54370 Equipment Maintenance	Page D-21
54555 SW Building Costs	Page D-23
54850 Garbage Collection Work Release	Page D-24

Solid Waste Collection Fund 511

SOLID WASTE COLLECTION FUND:

Solid Waste Collection Fund Summary	Page D-2
Solid Waste Collection Fund Detailed Revenue	Page D-4
Solid Waste Collection Fund Transfers In	Page D-6
Solid Waste Collection Fund Transfers Out	Page D-8

SOLID WASTE COLLECTION:

54800 Garbage Collection	Page D-25
54801 Administration	Page D-27
54802 Recycle Center	Page D-29

Baldwin County Commission
FY 2016 Budget Fund Summary
Year to Date As Of 8/31/15

Description	FY 2011 Annual	FY 2012 Annual	FY 2013 Annual	FY 2014 Annual	FY 2015 YTD	FY 2015 Annual Budget	FY 2016 Annual Budget
00510							
Solid Waste Fund							
Revenue							
Taxes	0	0	0	0	0	0	0
Special Assessments	0	0	0	0	0	0	0
Licenses & Permits	0	0	0	0	0	0	0
Intergovernmental	0	0	0	(144,542)	0	0	0
Charges For Services	(5,706,968)	(5,443,674)	(5,738,462)	(5,959,762)	(5,477,067)	(5,361,223)	(5,600,000)
Miscellaneous Revenue	(471,570)	(339,625)	(314,029)	(195,784)	(151,792)	(221,325)	(437,757)
Fund Balance	0	0	0	0	0	(4,194,822)	(1,581,293)
Total Revenue	(6,178,538)	(5,783,299)	(6,052,491)	(6,300,088)	(5,628,859)	(9,777,370)	(7,619,050)
Expenditures							
Employee Compensation	1,799,399	1,658,484	1,665,530	1,810,475	1,797,085	2,123,904	2,207,838
Services Provided By Others	138,078	130,708	153,505	213,445	120,562	209,400	173,900
Supplies, Repairs & Maintenance	1,055,305	1,291,673	1,398,365	1,374,208	1,116,801	1,423,276	1,339,773
Utilities & Communication	126,272	144,639	154,331	129,605	117,659	131,050	146,550
Travel	11,023	2,642	36	1,192	5,855	8,550	8,500
Other Operating Expenditures	1,822,364	980,977	1,452,416	3,883,837	1,117,336	4,026,388	1,404,602
Capital Expenditures	0	0	0	0	0	1,362,000	1,895,000
Debt Service	0	0	47	0	0	0	0
Intergovernmental	0	0	0	0	0	0	0
Total Expenditures	4,952,440	4,209,123	4,824,230	7,412,763	4,275,298	9,284,568	7,176,163
(Surplus)/Deficit Before Transfers	(1,226,098)	(1,574,176)	(1,228,261)	1,112,675	(1,353,560)	(492,802)	(442,887)
Transfers							
Transfer In/Other Sources	(66,327)	(192,105)	(56,177)	(221,166)	(42,321)	0	(50,000)
Transfer Out/Other Uses	1,341,993	1,694,236	599,122	613,094	452,108	492,802	492,887
Prior Period/Other Adjustments	0	0	0	0	0	0	0
Net Transfers	1,275,666	1,502,131	542,945	391,927	409,787	492,802	442,887
YTD (Surplus) / Deficit	49,568	(72,045)	(685,316)	1,504,602	(943,774)	0	0

Baldwin County Commission
FY 2016 Budget Fund Summary
Year to Date As Of 8/31/15

Description	FY 2011 Annual	FY 2012 Annual	FY 2013 Annual	FY 2014 Annual	FY 2015 YTD	FY 2015 Annual Budget	FY 2016 Annual Budget
00511							
Solid Waste Collection Fund							
Revenue							
Taxes	0	0	0	0	0	0	0
Special Assessments	0	0	0	0	0	0	0
Licenses & Permits	0	0	0	0	0	0	0
Intergovernmental	(293)	0	0	0	0	0	0
Charges For Services	(5,743,760)	(5,577,822)	(6,909,620)	(6,938,343)	(6,592,766)	(6,549,313)	(6,500,000)
Miscellaneous Revenue	(65,368)	(22,044)	(17,637)	(19,047)	(1,980)	(83,000)	(159,100)
Fund Balance	0	0	0	0	0	(520,000)	(346,895)
Total Revenue	(5,809,421)	(5,599,866)	(6,927,257)	(6,957,391)	(6,594,746)	(7,152,313)	(7,005,995)
Expenditures							
Employee Compensation	2,657,770	2,367,621	2,297,967	2,598,797	2,854,017	3,299,305	3,347,252
Services Provided By Others	1,259,244	1,404,433	1,526,076	1,524,497	948,815	1,033,830	1,098,830
Supplies, Repairs & Maintenance	1,168,866	1,431,731	1,421,436	1,435,858	1,102,784	1,570,385	1,426,189
Utilities & Communication	42,440	33,576	96,226	97,605	96,492	105,060	105,060
Travel	170	1,698	1,328	622	2,188	6,075	6,075
Other Operating Expenditures	742,850	754,213	671,344	492,592	487,915	489,358	584,289
Capital Expenditures	0	0	0	0	0	520,000	385,000
Debt Service	1,731	0	0	0	0	0	0
Intergovernmental	50,000	50,000	50,000	50,000	50,000	50,000	50,000
Total Expenditures	5,923,071	6,043,272	6,064,377	6,199,971	5,542,211	7,074,013	7,002,695
(Surplus)/Deficit Before Transfers	113,649	443,406	(862,880)	(757,420)	(1,052,535)	(78,300)	(3,300)
Transfers							
Transfer In/Other Sources	(431,966)	(825,000)	0	(265,600)	(77,836)	0	(75,000)
Transfer Out/Other Uses	317,146	313,374	148,208	106,412	71,775	78,300	78,300
Prior Period/Other Adjustments	0	0	0	0	0	0	0
Net Transfers	(114,820)	(511,626)	148,208	(159,188)	(6,061)	78,300	3,300
YTD (Surplus) / Deficit	(1,170)	(68,220)	(714,671)	(916,607)	(1,058,596)	0	0

Baldwin County Commission

Fund 00510 Solid Waste Fund			FY 2016 Budget Detailed Revenues					
Object Act	Sub Act	Description	FY 2012	FY 2013	FY 2014	FY 2015 YTD Aug	FY 2015 Budget	FY 2016 Budget
44710	007	FY14 Flood Event	-	-	-	-	-	-
44720	007	FY14 Flood Event	-	-	-	-	-	-
44880	70018	BC 4 MagLFillGasColl System	-	-	-	-	-	-
45412		Disposal Fees: Charge	(4,986,778)	(5,276,809)	(5,000,000)	(5,047,577)	(4,904,373)	(5,000,000)
45412	1	Disposal Fees: Cash	(346,597)	(362,543)	(350,000)	(360,817)	(356,850)	(500,000)
45413	5	Recycle Sales: Metals	(110,292)	(99,110)	(93,000)	(68,673)	(100,000)	(100,000)
45880		Telephone Reimbursemt	(6)	-	-	-	-	-
47100		Interest	(140,188)	(79,547)	(26,000)	(23,150)	(26,000)	(23,660)
47100	1	Interest S/W Sinking	(16,865)	(9,763)	(4,140)	(3,462)	(4,140)	(4,160)
47100	2	Fin Assurance Interest	(25,314)	(14,279)	(6,060)	(8,725)	(6,060)	(13,312)
47210		Rentals of Bldg & Land	(28,751)	(4,126)	(10,125)	(4,125)	(10,125)	(11,625)
47900		Misc Revenue	(117,151)	(119,816)	(100,000)	(102,330)	(100,000)	(100,000)
47900	01	Bond Forfeiture	-	-	-	(10,000)	-	-
47901		Gain on Disposal of Assets	(1,050)	(86,499)	(82,500)	-	(75,000)	(285,000)
47905		Insurance Recoveries	(10,305)	-	-	-	-	-
Totals		00510 Solid Waste Fund	(5,783,299)	(6,052,491)	(5,671,825)	(5,628,859)	(5,582,548)	(6,037,757)

Baldwin County Commission

Fund 00511 Solid Waste Collection Fund			FY 2016 Budget Detailed Revenues					
Object Act	Sub Act	Description	FY 2012	FY 2013	FY 2014	FY 2015 YTD Aug	FY 2015 Budget	FY 2016 Budget
44300	003	FEMA Hurricane Gustav ST	-	-	-	-	-	-
44800	003	FEMA Hurricane Gustav FED	-	-	-	-	-	-
45411		Collection Fees	(5,577,822)	(6,909,611)	(6,400,000)	(6,592,766)	(6,549,313)	(6,500,000)
45413	6	Recycle Sales: Compost	-	-	-	-	-	-
45880		Telephone Reimbursemt	-	(9)	-	-	-	-
47100		Interest	(19,297)	(11,570)	(7,000)	(7,289)	(7,000)	(9,100)
47900		Misc Revenue	(2,747)	(5,415)	(3,015)	(4,066)	(1,000)	-
47901		Gain on Disposal of Assets	-	-	(75,000)	9,375	(75,000)	(150,000)
47905		Insurance Recoveries	-	(652)	-	-	-	-
Totals		00511 Solid Waste Collection Fund	(5,599,866)	(6,927,257)	(6,485,015)	(6,594,746)	(6,632,313)	(6,659,100)

Baldwin County Commission

Fund 00510 Solid Waste Fund			FY 2016 Budget Transfers IN					
Object Act	Sub Act	Description	FY 2012	FY 2013	FY 2014	FY 2015 YTD Aug	FY 2015 Budget	FY 2016 Budget
61100	001	TI From Gen Fund	-	-	(108,833)	-	-	-
61100	102	TI From Fund 102	(68,844)	-	-	-	-	-
61100	511	TI From Fund 511	-	-	(28,112)	-	-	-
61200		Proceeds from Sale of Assets	-	-	(84,221)	(42,321)	-	(50,000)
61350		Contributed Capital Assets	(123,261)	-	-	-	-	-
Totals		00510 Solid Waste Fund	(192,105)	-	(221,166)	(42,321)	-	(50,000)

Baldwin County Commission

Fund 00511 Solid Waste Collection Fund

FY 2016 Budget
Transfers IN

Object Act	Sub Act	Description	FY 2012	FY 2013	FY 2014	FY 2015 YTD Aug	FY 2015 Budget	FY 2016 Budget
61100	001	TI From Gen Fund	-	-	-	-	-	-
61100	510	TI From Fund 510	(825,000)	-	(124,788)	-	-	-
61200		Proceeds from Sale of Assets	-	-	(140,812)	(77,836)	-	(75,000)
Totals		00511 Solid Waste Collection Fund	(825,000)	-	(265,600)	(77,836)	-	(75,000)

Baldwin County Commission

Fund 00510 Solid Waste Fund			FY 2016 Budget Transfers OUT					
Object Act	Sub Act	Description	FY 2012	FY 2013	FY 2014	FY 2015 YTD Aug	FY 2015 Budget	FY 2016 Budget
62100	001	TO To Gen Fund	414,900	372,500	372,500	345,959	377,000	377,000
62100	102	TO to Fund 102	308	-	-	-	-	-
62100	143	TO to Fund 143	-	-	-	-	-	-
62100	304	TO to Fund 304	454,028	226,622	115,805	106,149	115,802	115,887
62100	511	TO to Fund 511	825,000	-	124,788	-	-	-
62100	783	TO to Fund 783	-	-	-	-	-	-
Totals		00510 Solid Waste Fund	1,694,236	599,122	613,094	452,108	492,802	492,887

Baldwin County Commission

Fund 00511 Solid Waste Collection Fund

FY 2016 Budget
Transfers OUT

Object Act	Sub Act	Description	FY 2012	FY 2013	FY 2014	FY 2015 YTD Aug	FY 2015 Budget	FY 2016 Budget
62100	001	TO To Gen Fund	127,800	78,300	78,300	71,775	78,300	78,300
62100	304	TO To Fund 304	185,574	63,456	-	-	-	-
62100	510	TO To Fund 510	-	6,452	28,112	-	-	-
Totals		00511 Solid Waste Collection Fund	313,374	148,208	106,412	71,775	78,300	78,300

Baldwin County Commission

Fund 00510 Solid Waste Fund			FY 2016 Budget					
Dept 54100 Solid Waste Administration			Detailed Expenditures					
Object Act	Sub Act	Description	FY 2012	FY 2013	FY 2014	FY 2015 YTD Aug	FY 2015 Budget	FY 2016 Budget
5103		Overtime	3,161	3,555	6,812	2,606	5,000	5,000
5105		Car Allowance	-	-	-	-	-	-
5106		Longevity	3,000	1,000	1,000	1,000	1,000	1,000
5113		Salaries	289,512	211,232	271,440	229,332	253,999	264,682
5114		Salary Offset	-	-	-	-	-	-
5114	01	BP Spill Labor/Benefits	-	-	-	-	-	-
5121		Retirement	13,181	11,390	20,800	14,224	16,316	16,586
5122		Health Insurance	23,809	9,149	14,169	13,764	12,287	19,856
5123		Life Insurance	200	163	186	148	228	228
5124		Social Security	21,011	15,491	20,173	16,709	19,890	20,707
5125		Workers Comp	9,541	8,654	10,629	20,810	19,476	16,915
5126		Unemployment Insurance	7,577	-	3,180	-	458	476
5129		Disability	985	-	-	399	587	612
5140		Compensated Absences	-	(87)	(114)	-	-	-
5150		Contract Services	845	542	15,153	6,244	12,000	12,000
5150	99	Temporary Labor	-	-	-	-	-	-
5153		Pest Control	-	-	-	-	-	-
5154		Legal Services	-	-	2,691	11,984	-	-
5156		Drug Test	218	75	201	86	200	200
5158		Medical	-	-	-	-	-	-
5163		Data Processing	9,842	11,177	14,665	12,377	15,000	15,000
5170		Training	2,165	7,374	9,409	5,765	10,500	10,500
5171		Dues	557	101	680	220	1,000	1,000
5211		Office Supplies	2,104	3,067	6,579	4,054	5,000	5,000
5211	1	Office/Computer Equipment	2,888	4,019	3,898	7,301	4,000	50,000
5212		Gas & Oil	7,446	9,247	10,854	7,211	12,000	7,087
5215		Tires	-	-	(495)	-	1,000	1,000
5216		Cleaning Supplies	197	-	-	569	500	500
5219		Misc. Supplies	1,804	537	145	581	2,100	2,100
5223		Copy Machine Rental	4,564	4,401	4,842	3,600	5,000	5,000
5227		Office Equipment Rental	8	-	8	8	-	-
5228		Uniforms	-	-	395	-	-	-
5229		Mail Machine Rental	1,458	1,466	1,286	965	1,500	1,500

Baldwin County Commission

Fund 00510 Solid Waste Fund			FY 2016 Budget					
Dept 54100 Solid Waste Administration			Detailed Expenditures					
Object Act	Sub Act	Description	FY 2012	FY 2013	FY 2014	FY 2015 YTD Aug	FY 2015 Budget	FY 2016 Budget
5231		Building Repairs & Maint	3,076	3,244	2,539	2,799	2,000	2,000
5233		Office Eqmt. Repair & Maint.	-	-	-	-	-	-
5234		Repairs & Maint. M. V.	16	-	391	189	1,000	1,000
5235		Tire Repair	-	-	495	-	-	-
5235	001	Computer Support Services	-	-	-	-	-	29,743
5239		Misc. Repairs/Maint	-	-	-	-	-	-
5240		Utilities	-	-	-	-	-	-
5240	02	Water & Sewage	-	-	-	-	-	-
5251		Telephone	17,809	18,015	19,036	18,703	20,000	20,000
5252		Postage	517	883	1,574	1,432	1,250	1,250
5253		Advertising	1,701	3,689	4,094	6,717	4,500	2,000
5260		Travel	2,094	-	1,158	5,386	7,500	7,500
5260	89	Taxable Meals	-	-	-	-	50	-
5272		Insurance: M. V.	528	641	638	1,042	641	1,042
5273		Surety Bonds	418	559	834	-	1,500	1,500
5280		Depreciation Expense	3,760	3,760	6,895	4,009	5,032	4,906
5290		Emergency Reserve	-	-	-	-	-	-
5292		Post Closure Reserve	-	-	-	-	-	-
5299		Contingency Reserve	-	-	-	-	1,000	1,000
5407		License Tags	-	42	1	-	25	25
5409		Subscriptions	154	200	245	36	400	400
5499		Other Misc Expenses	-	-	-	-	-	-
5701		Appropriation DA Envir	-	-	-	-	-	-
Totals		54100 Solid Waste Administration	\$ 436,147	\$ 333,587	\$ 456,486	\$ 400,269	\$ 443,939	\$ 529,315

Baldwin County Commission

Fund 00510 Solid Waste Fund			FY 2016 Budget					
Dept 54205 Solid Waste Bio Solids			Detailed Expenditures					
Object Act	Sub Act	Description	FY 2012	FY 2013	FY 2014	FY 2015 YTD Aug	FY 2015 Budget	FY 2016 Budget
5103		Overtime	119	2,147	4,008	1,105	2,000	2,000
5106		Longevity	-	500	500	500	500	-
5113		Salaries	31,889	31,343	32,394	23,393	30,973	29,517
5114	02	Hurr Isaac Labor/Benefits	(280)	-	-	-	-	-
5121		Retirement	1,690	1,777	2,293	759	2,077	1,938
5121	02	Retirement Tier II	-	-	-	547	-	-
5122		Health Insurance	4,237	3,820	3,910	2,005	3,814	4,487
5123		Life Insurance	45	43	44	23	57	57
5124		Social Security	2,289	2,385	2,599	1,843	2,561	2,411
5125		Workers' Comp	1,951	2,317	2,490	2,515	2,375	1,886
5126		Unemployment Insurance	-	-	-	-	56	53
5129		Disability	140	-	-	48	72	68
5140		Compensated Absences	-	(10)	(16)	-	-	-
5156		Physical/Medical Exam	15	45	-	357	100	100
5212		GAS & OIL	949	-	-	-	2,000	2,000
5214		Small & Safety Equipment	-	-	-	-	350	350
5215		Tires	-	-	-	-	-	-
5219		Misc Expenses	5,549	7,056	6,883	6,188	12,500	12,500
5225		Equipment Rent	-	-	-	-	-	-
5228		UNIFORMS	92	-	-	73	250	350
5231		Building Repairs & Maint.	-	-	-	-	-	-
5232		Equipment Repairs & Maint.	1,626	4,731	875	3,099	10,000	10,000
5235		Tire Repair	20	-	-	-	250	250
5238		Scheduled Equipment Maint	-	-	-	271	500	500
5239		Misc. Repair/Maint.	-	-	725	-	500	500
5240		Utilities	-	-	-	-	-	-
5240	01	Electricity	588	-	-	-	750	750
5270		Insurance	-	-	-	-	-	-
5272		Insurance: M. V.	-	-	20	19	-	19
5280		Depreciation	-	-	763	636	-	763
Totals		54205 Solid Waste Bio Solids	\$ 50,919	\$ 56,154	\$ 57,487	\$ 43,380	\$ 71,685	\$ 70,499

Baldwin County Commission

Fund 00510 Solid Waste Fund			FY 2016 Budget					
Dept 54300 Solid Waste Magnolia Landfill			Detailed Expenditures					
Object Act	Sub Act	Description	FY 2012	FY 2013	FY 2014	FY 2015 YTD Aug	FY 2015 Budget	FY 2016 Budget
5103		Overtime	21,687	21,672	39,970	48,707	35,000	55,000
5105		Car Allowance	69	(69)	-	-	-	-
5106		Longevity	4,000	4,500	6,500	6,000	6,000	7,000
5107		Subsistence	-	-	-	-	-	-
5113		Salaries	387,810	307,851	319,434	402,824	527,766	548,623
5114	01	BP Oil Spill Labor/Benefits	-	-	-	-	-	-
5114	02	Hurr Isaac Labor/Benefits	(1,873)	-	-	-	-	-
5121		Retirement	20,282	17,016	22,995	19,545	35,451	37,120
5121	02	Retirement Tier II	-	411	357	8,310	-	-
5122		Health Insurance	62,668	50,491	53,926	50,683	121,591	75,608
5123		Life Insurance	439	382	395	489	969	969
5124		Social Security	30,091	23,746	26,073	33,058	43,510	46,711
5125		Workers Comp	23,599	26,736	23,917	43,194	40,470	41,571
5126		Unemployment Insurance	-	-	-	-	952	986
5129		Disability	1,531	-	-	666	1,218	1,269
5140		Compensated Absences	(29,840)	(1,277)	(101)	-	-	-
5150		Contract Services	16,661	14,988	9,171	11,033	15,000	15,000
5150	99	Temporary Labor	32,851	31,449	64,771	16,052	31,000	20,000
5153		Pest Control	163	196	196	196	250	250
5156		Employee's Med. & Dental	622	628	838	2,257	1,000	1,000
5163		Data Processing	-	-	-	-	-	-
5170		Training	-	550	1,565	110	1,510	1,510
5171		Dues	326	234	240	-	790	790
5173		Storm Water Permits	1,250	7,699	8,200	1,875	2,500	8,000
5211		Office Supplies	2,022	1,161	4,085	1,707	3,000	3,000
5211	1	Office/Computer Equipment	-	-	876	-	-	-
5212		Gas & Oil	258,375	321,402	286,011	194,777	315,139	213,988
5213		Construction Materials	32,579	34,162	36,165	10,712	50,000	50,000
5214		Small & Safety Eqpt	9,188	8,067	11,189	10,341	10,000	15,000
5215		Tires	11,560	27,300	24,022	9,349	30,000	30,000
5216		Cleaning Supplies	1,072	1,933	2,422	1,656	2,500	2,500
5219		Misc. Supplies	33,324	23,825	17,682	35,669	39,750	39,750
5219	510	Landfill Cover	28,056	28,476	28,476	14,406	44,700	44,700

Baldwin County Commission

Fund 00510 Solid Waste Fund			FY 2016 Budget					
Dept 54300 Solid Waste Magnolia Landfill			Detailed Expenditures					
Object Act	Sub Act	Description	FY 2012	FY 2013	FY 2014	FY 2015 YTD Aug	FY 2015 Budget	FY 2016 Budget
5223		Copy Machine Rental	1,000	142	637	587	1,500	1,500
5225		Equipment Rental	-	-	-	-	-	-
5228		Uniforms	1,789	1,739	2,506	3,217	2,250	3,500
5231		Building Repairs & Maint	5,955	8,022	18,410	9,348	28,000	28,000
5232		Unscheduled Equipmt Repair	360,530	141,891	157,758	169,507	175,000	175,000
5234		Repairs & Maint. M. V.	6,603	9,202	4,133	7,866	9,000	9,000
5235		Tire Repair	5,069	8,574	3,586	3,528	5,000	5,000
5236		Computer & Software Maint	1,005	526	526	648	2,500	2,500
5238		Scheduled Equipmt Maint	104,993	127,274	202,829	126,580	210,000	210,000
5239		Misc. Repairs/Maint	45,034	4,061	9,170	16,058	15,000	15,000
5240		Utilities	-	-	-	-	-	-
5240	01	Electricity	1,016	-	-	-	1,050	1,050
5240	02	Water & Sewage	-	-	-	-	-	-
5251		Telephone	6,731	6,488	6,351	5,733	7,000	7,000
5252		Postage	363	155	233	2	600	600
5253		Advertising	9	687	3,007	-	-	-
5260		Travel	440	-	-	469	500	500
5260	89	Taxable Meals	-	-	-	-	-	-
5270		Insurance: Buildings	-	-	(305)	-	-	-
5272		Insurance: M. V.	14,807	12,733	13,841	16,149	12,633	16,073
5278		Deduction on Insurance Claims	-	-	-	-	-	-
5280		Depreciation Expense	697,357	614,767	597,748	666,555	579,297	524,769
5307		Other Professional Services	123,211	156,354	134,214	140,483	159,799	160,000
5407		License Tags	-	-	3	1	-	-
5409		Subscriptions	266	-	-	211	250	250
5470		Closure & PostClosure Exp	(325,227)	253,900	2,776,822	-	2,926,822	300,000
5475		Disaster Expenditures	-	-	-	-	-	-
5496		SW&Recyclable Act Fee	152,239	150,663	162,051	116,514	175,000	175,000
5497		Bad Debt Expense	(1,326)	9,023	(3,615)	-	1,000	1,000
5499		Other Misc Expenses	-	-	-	-	-	-
5500		Capital	-	-	-	-	927,000	1,080,000
5530		Other Improvements Capital	-	-	-	-	160,000	-
5630		Interest Charges	-	37	-	-	-	-

Baldwin County Commission

FY 2016 Budget

Detailed Expenditures

Fund	00510	Solid Waste Fund						
Dept	54300	Solid Waste Magnolia Landfill						
Object Act	Sub Act	Description	FY 2012	FY 2013	FY 2014	FY 2015 YTD Aug	FY 2015 Budget	FY 2016 Budget
Totals		54300 Solid Waste Magnolia Landfill	\$ 2,150,375	\$ 2,459,768	\$ 5,079,278	\$ 2,207,072	\$ 6,759,267	\$ 3,976,087

Baldwin County Commission

Fund		00510 Solid Waste Fund		FY 2016 Budget				
Dept		54325 Solid Waste Transfer Station		Detailed Expenditures				
Object Act	Sub Act	Description	FY 2012	FY 2013	FY 2014	FY 2015 YTD Aug	FY 2015 Budget	FY 2016 Budget
5103		Overtime	12,542	12,675	14,371	13,287	20,000	20,000
5105		Car Allowance	78	(78)	-	-	-	-
5106		Longevity	3,500	3,500	3,000	3,500	3,500	3,500
5113		Salaries	205,512	184,674	188,624	175,315	187,449	195,119
5121		Retirement	10,253	8,963	11,414	9,998	13,068	13,229
5121	02	Retirement Tier II	-	1,067	1,951	1,842	-	-
5122		Health Insurance	30,588	27,686	29,089	27,082	28,388	38,758
5123		Life Insurance	225	207	221	185	285	285
5124		Social Security	15,928	14,361	14,643	13,553	16,138	16,725
5125		Workers Comp	14,056	14,918	14,299	15,235	14,372	12,470
5126		Unemployment Insurance	-	-	-	-	337	351
5129		Disability	835	-	-	304	434	450
5140		Compensated Absences	(28,142)	(60)	(111)	-	-	-
5150		Contract Services	9,639	1,843	1,612	1,410	5,000	5,000
5150	99	Temp Labor	1,860	23,249	16,634	7,572	24,000	-
5153		Pest Control	84	76	76	76	100	100
5156		Drug Test	160	168	150	40	200	200
5170		Training	-	-	-	9	-	-
5171		Dues	-	-	-	-	-	-
5211		Office Supplies	455	910	374	429	1,200	1,200
5212		Gas & Oil	114,217	91,842	110,492	69,598	125,000	71,348
5214		Small Tools & Minor Equipmt	2,200	1,590	4,395	994	5,000	5,000
5215		Tires	18,827	18,085	15,302	22,035	20,000	20,000
5216		Cleaning Supplies	529	535	772	692	1,000	1,000
5219		Misc. Supplies	5,241	5,285	4,574	5,545	6,775	6,775
5223		Copy Machine Rental	363	267	873	631	600	600
5225		Equipment Rental	-	-	-	-	-	-
5228		Uniforms	765	777	675	974	1,200	1,500
5231		Building Repairs & Maint	3,057	5,195	4,470	5,062	10,000	10,000
5232		Unscheduled Equipmt Repair	58,078	73,497	47,468	71,629	50,000	50,000
5234		Repairs & Maint. M. V.	650	281	926	2,369	7,500	7,500
5235		Tire Repair	1,548	2,049	1,580	2,450	2,200	2,200
5238		Scheduled Equipmt Repair	-	35,816	2,028	2,821	30,000	30,000

Baldwin County Commission

FY 2016 Budget

Detailed Expenditures

Fund	00510	Solid Waste Fund						
Dept	54325	Solid Waste Transfer Station						
Object Act	Sub Act	Description	FY 2012	FY 2013	FY 2014	FY 2015 YTD Aug	FY 2015 Budget	FY 2016 Budget
5239		Misc. Repairs/Maint	3,211	1,790	2,779	338	2,500	2,500
5240		Utilities	-	-	-	-	-	-
5240	01	Electricity	-	-	-	-	-	-
5240	02	Water & Sewage	908	-	-	-	1,200	1,200
5251		Telephone	1,126	1,024	993	872	1,500	1,500
5252		Postage	-	-	-	-	-	-
5253		Advertising	-	-	-	-	-	-
5260		Travel	-	-	-	-	-	-
5272		Insurance: M. V.	7,536	7,131	6,732	6,372	6,733	6,372
5278		Deduction on Insurance Claims	-	-	-	-	-	-
5280		Depreciation Expense	91,688	70,103	57,526	34,770	40,045	55,450
5407		Tag & Title	-	1	-	-	-	-
5499		Other Misc Expenses	-	-	300	-	-	-
5500		Capital	-	-	-	-	115,000	325,000
Totals		54325 Solid Waste Transfer Station	\$ 587,514	\$ 609,426	\$ 558,234	\$ 496,989	\$ 740,724	\$ 905,332

Baldwin County Commission

Fund		00510 Solid Waste Fund		FY 2016 Budget				
Dept		54330 McBride Inert Landfill		Detailed Expenditures				
Object Act	Sub Act	Description	FY 2012	FY 2013	FY 2014	FY 2015 YTD Aug	FY 2015 Budget	FY 2016 Budget
5103		Overtime	11,706	11,618	17,543	13,672	17,000	17,000
5106		Longevity	3,500	3,500	3,500	2,500	2,500	3,000
5113		Salary	134,912	121,219	137,811	108,140	117,646	119,708
5114	02	Hurr Isaac Labor/Benefits	(1,158)	-	-	-	-	-
5121		Retirement	6,786	7,048	9,787	6,602	8,483	8,409
5122		Health Insurance	22,932	20,682	17,784	14,163	25,419	18,902
5123		Life Insurance	135	129	118	111	171	171
5124		Social Security	10,826	9,595	11,462	9,011	10,492	10,688
5125		Workers Comp	8,687	9,089	9,767	9,549	9,021	7,651
5126		Unemployment Insurance	-	-	-	-	212	216
5129		Disability	547	-	-	190	271	277
5140		Compensated Absences	(80,336)	(4,664)	90	-	-	-
5150		Contract Services	10,246	2,350	1,565	1,359	5,000	5,000
5150	99	Temporary Staff	6,002	13,327	22,300	6,645	24,000	10,000
5153		Pest Control	42	76	76	76	100	100
5156		Drug Test	-	40	-	-	-	-
5170		Training	-	-	-	5	-	-
5173		Permits	-	-	-	-	-	-
5199		Misc Professional Services	1,575	8,423	-	235	9,500	9,500
5211		Office Supplies	439	512	444	268	500	500
5212		Gas & Oil	48,154	59,788	61,237	41,809	60,000	42,655
5213		Road Building Materials	-	5,727	11,250	(172)	15,000	25,000
5214		Small Tools	1,341	1,829	1,762	1,045	2,100	2,100
5215		Tires	767	9,720	9,680	872	10,000	10,000
5216		Cleaning Supplies	414	373	340	373	500	500
5219		Misc Supplies	1,406	1,936	1,779	1,671	2,000	2,000
5223		Copy Machine Rental	212	94	242	-	372	372
5225		Equipment Rental	-	-	-	-	-	-
5228		Uniforms	449	432	326	380	500	700
5231		Building Repairs	550	2,623	1,146	322	7,000	7,000
5232		Unscheduled Equipmt Repair	23,188	85,655	54,022	104,592	50,000	50,000
5234		Repairs & Maint. M. V.	-	343	591	752	1,000	1,000
5235		Computer & Software Maint.	-	1,263	1,023	1,191	1,500	1,500

Baldwin County Commission

FY 2016 Budget

Detailed Expenditures

Fund	00510 Solid Waste Fund							
Dept	54330 McBride Inert Landfill							
Object Act	Sub Act	Description	FY 2012	FY 2013	FY 2014	FY 2015 YTD Aug	FY 2015 Budget	FY 2016 Budget
5238		Scheduled Equipmt Repair	-	35,197	15,919	8,817	20,000	20,000
5240		Utilities	-	-	-	-	-	-
5240	01	Electricity	-	-	-	-	-	-
5240	02	Water & Sewage	-	-	-	-	-	-
5251		Telephone	2,381	2,367	2,239	1,977	2,600	2,600
5253		Advertising	-	-	-	-	-	-
5260		Travel	108	36	34	-	500	500
5260	89	Taxable Meals	-	-	-	-	-	-
5272		Insurance: M. V.	3,741	2,293	2,500	1,989	4,362	1,989
5280		Depreciation Expense	79,362	18,093	367	6,021	368	8,000
5307		Other Prof Services	-	-	5,475	8,080	-	-
5407		Tags	-	-	-	-	-	-
5409		Subscriptions	186	164	181	179	250	250
5496		SW&Recyclable Act Fee	36,449	42,783	41,446	36,924	43,000	55,000
5499		Other Misc Expenditures	-	-	-	-	-	-
5500		Capital Expenditures	-	-	-	-	-	400,000
5630		Interest Charges	-	10	-	-	-	-
Totals		54330 McBride Inert Landfill	\$ 335,549	\$ 473,670	\$ 443,807	\$ 389,348	\$ 451,367	\$ 842,288

Baldwin County Commission

FY 2016 Budget

Detailed Expenditures

Fund	00510	Solid Waste Fund						
Dept	54331	Eastfork Inert Landfill						
Object Act	Sub Act	Description	FY 2012	FY 2013	FY 2014	FY 2015 YTD Aug	FY 2015 Budget	FY 2016 Budget
5103		Overtime	-	-	-	-	-	-
5106		Longevity	-	-	-	-	-	-
5113		Salary	-	-	-	-	-	-
5121		Retirement	-	-	-	-	-	-
5122		Health Insurance	-	-	-	-	-	-
5123		Life Insurance	-	-	-	-	-	-
5124		Social Security	-	-	-	-	-	-
5125		Workers Comp	-	-	-	-	-	-
5126		Unemployment Insurance	-	-	-	-	-	-
5129		Disability	-	-	-	-	-	-
5150		Contract Services	-	-	-	-	-	-
5173		Storm Water Permits	-	-	-	-	-	-
5199		Misc Professional Services	1,456	3,207	-	587	1,100	1,100
5211		Office Supplies	-	-	-	-	-	-
5212		Gas & Oil	1,235	2	-	-	-	-
5213		Road Building Materials	-	-	-	-	-	-
5214		Small Tools	-	-	-	-	-	-
5215		Tires	-	-	-	-	-	-
5216		Cleaning Supplies	-	-	-	-	-	-
5219		Misc Supplies	-	-	-	-	-	-
5228		Uniforms	-	-	-	-	-	-
5231		Building Repairs	-	-	170	-	-	-
5232		Unscheduled Equipmt Repair	-	-	-	-	-	-
5238		Scheduled Equipmt Repair	-	-	-	-	-	-
5240		Utilities	-	-	-	-	-	-
5251		Telephone	-	-	-	-	-	-
5280		Depreciation Expense	6,138	6,138	7,150	5,958	7,150	5,000
5496		SW&Recyclable Act Fee	-	-	-	-	-	-
Totals		54331 Eastfork Inert Landfill	\$ 8,830	\$ 9,347	\$ 7,320	\$ 6,546	\$ 8,250	\$ 6,100

Baldwin County Commission

FY 2016 Budget

Detailed Expenditures

Fund	00510	Solid Waste Fund							
Dept	54332	Inert Landfill Redhill							
Object Act	Sub Act	Description	FY 2012	FY 2013	FY 2014	FY 2015 YTD Aug	FY 2015 Budget	FY 2016 Budget	
5199		Misc Professional Services	-	-	-	-	-	-	
5307		Other Professional Services	8,669	11,353	7,461	3,535	4,400	4,400	
Totals		54332 Inert Landfill Redhill	\$ 8,669	\$ 11,353	\$ 7,461	\$ 3,535	\$ 4,400	\$ 4,400	

Baldwin County Commission

Fund		00510 Solid Waste Fund		FY 2016 Budget				
Dept		54370 Solid Waste Equip Maint		Detailed Expenditures				
Object Act	Sub Act	Description	FY 2012	FY 2013	FY 2014	FY 2015 YTD Aug	FY 2015 Budget	FY 2016 Budget
5103		Overtime	22,179	15,539	16,774	16,596	25,000	25,000
5105		Car Allowance	83	(83)	-	-	-	-
5106		Longevity	1,500	2,000	500	1,000	1,000	1,500
5113		Salaries	148,287	160,698	159,086	161,149	160,647	174,713
5114	01	BP Oil Spill Labor/Benefits	-	-	-	-	-	-
5114	02	Hurr Isaac Labor/Benefits	(664)	-	-	-	-	-
5121		Retirement	7,854	8,712	9,806	7,417	11,695	12,282
5121	02	Retirement Tier II	-	120	1,639	3,397	-	-
5122		Health Insurance	27,782	29,332	26,604	28,863	33,892	39,712
5123		Life Insurance	180	202	208	184	285	285
5124		Social Security	12,789	12,893	12,452	12,556	14,280	15,394
5125		Workers Comp	10,609	12,441	7,850	9,345	11,012	10,721
5126		Unemployment Insurance	-	-	-	-	289	315
5129		Disability	632	-	-	254	372	405
5140		Compensated Absences	-	(23)	(50)	-	-	-
5150		Contract Services	452	197	213	366	1,000	1,000
5150	99	Temporary Labor	31,578	1,512	7,449	1,080	10,000	-
5156		Employee's Med. & Dental	170	303	463	872	350	350
5170		Training	-	-	-	9	-	-
5211		Office Supplies	1,152	1,566	1,194	938	1,500	1,500
5212		Gas & Oil	12,832	14,747	16,084	9,401	15,000	10,869
5214		Small & Safety Eqpt	7,540	14,715	19,253	9,887	35,000	35,000
5215		Tires	1,069	-	592	3,531	1,500	1,500
5216		Cleaning Supplies	783	919	987	1,044	1,000	1,000
5219		Misc. Supplies	11,194	7,067	9,621	6,961	9,500	9,500
5223		Copy Machine Rental	779	1,726	2,952	2,279	2,700	2,700
5225		Equipment Rental	-	-	-	-	-	-
5228		Uniforms	1,500	1,301	1,609	1,488	1,800	2,000
5231		Building Repairs & Maint	5,394	17,800	1,482	2,376	8,500	8,500
5232		Unscheduled Equipmt Repair	9,450	7,278	8,597	4,786	5,000	5,000
5232	01	Cost Alloc to Collections	-	-	-	-	(198,460)	(182,691)
5233		Office Eqmt. Repair & Maint.	-	-	-	-	-	-
5234		Repairs & Maint. M. V.	2,551	1,531	930	-	3,500	3,500

Baldwin County Commission

FY 2016 Budget

Detailed Expenditures

Fund	00510 Solid Waste Fund							
Dept	54370 Solid Waste Equip Maint							
Object Act	Sub Act	Description	FY 2012	FY 2013	FY 2014	FY 2015 YTD Aug	FY 2015 Budget	FY 2016 Budget
5235		Tire Repair	235	97	-	82	250	250
5239		Misc. Repairs/Maint	-	258	-	-	-	-
5251		Telephone	776	567	355	297	1,000	1,000
5252		Postage	-	-	0	-	-	-
5253		Advertising	-	-	-	-	-	-
5260		Travel	-	-	-	-	-	-
5272		Insurance: M. V.	566	510	333	1,088	650	1,088
5280		Depreciation Expense	5,991	1,506	2,112	5,120	-	8,660
5407		License Tags	-	-	-	1	-	-
5499		Other Misc Expenses	-	-	-	-	-	-
5500		Capital Outlay	-	-	-	-	120,000	90,000
Totals		54370 Solid Waste Equip Maint	\$ 325,239	\$ 315,432	\$ 309,095	\$ 292,367	\$ 278,262	\$ 281,053

Baldwin County Commission

FY 2016 Budget

Detailed Expenditures

Fund	00510	Solid Waste Fund						
Dept	54555	Solid Waste 510 Building Costs						
Object Act	Sub Act	Description	FY 2012	FY 2013	FY 2014	FY 2015 YTD Aug	FY 2015 Budget	FY 2016 Budget
5241	101	Electric SW Transfer Sta BM	4,759	3,819	4,149	3,714	5,000	5,000
5241	301	Electric Magnolia Landfill	49,001	54,578	64,767	57,346	61,000	75,000
5241	302	Electric McBride Landfill	3,027	3,001	3,853	3,276	3,500	3,500
5241	401	Electric Eastfork Landfill	383	294	345	267	400	400
5243	101	Water Sewer SW Trans Stat BM	6,980	6,972	6,864	6,020	7,000	7,000
5243	301	Water Sewer Magnolia Landfil	8,581	10,057	10,711	10,341	11,000	15,000
5243	302	Water Sewer McBride Landfill	1,351	1,257	1,033	962	1,700	1,700
5270	101	Insurance SW Trans Statio BM	945	935	880	733	1,500	733
5270	301	Insurance Magnolia Landfill	10,780	10,660	10,057	10,368	12,000	18,000
5270	302	Insurance McBride Landfill	373	369	348	290	400	290
5275		Insurance Gen Liability	38,415	35,048	36,806	34,857	31,951	35,500
Totals		54555 Solid Waste 510 Building Costs	\$ 124,595	\$ 126,990	\$ 139,814	\$ 128,175	\$ 135,451	\$ 162,123

Baldwin County Commission

Fund		00510 Solid Waste Fund		FY 2016 Budget				
Dept		54850 Gar Coll Work Release		Detailed Expenditures				
Object Act	Sub Act	Description	FY 2012	FY 2013	FY 2014	FY 2015 YTD Aug	FY 2015 Budget	FY 2016 Budget
5103		Overtime	-	329	3,922	434	1,500	1,500
5106		Longevity	-	3,000	2,500	3,000	3,000	3,500
5113		Salaries	2,457	126,836	144,988	138,740	155,389	169,937
5121		Retirement	130	6,476	8,676	7,212	9,885	10,543
5121	02	Retirement Tier II	-	-	1,289	1,517	-	-
5122		Health Insurance	508	9,423	10,033	18,267	12,287	29,784
5123		Life Insurance	7	164	216	178	285	285
5124		Social Security	183	9,791	11,198	10,231	12,233	13,383
5125		Workers Comp	-	6,923	6,200	7,042	8,376	7,636
5126		Unemployment Insurance	-	-	-	-	279	305
5129		Disability	-	-	-	258	359	393
5140		Compensated Absences	(22,983)	(29)	(57)	-	-	-
5150		Contract Services	-	-	-	-	18,000	18,000
5150	99	Temporary Labor	-	21,255	34,830	31,665	20,000	38,000
5156		Employees Drug Tests	-	140	298	-	200	200
5211		Office Supplies	-	14	49	314	150	150
5212		Gas & Oil	-	42,180	38,788	24,538	40,000	28,527
5214		Small Tools & Equipment	-	1,911	1,866	1,481	2,000	2,000
5215		Tires	-	5,020	2,919	3,738	5,000	5,000
5216		Cleaning Supplies	-	-	146	-	-	-
5218		Food	-	17,678	20,243	18,227	20,000	20,000
5219		Misc. Supplies	-	9,480	9,176	10,736	10,000	10,000
5228		Uniforms	-	870	1,749	1,778	1,200	1,800
5232		Unscheduled Equip. Repair	-	13,110	14,855	8,944	20,000	20,000
5235		Comp. & Software Maintenance	-	406	-	-	900	900
5272		Insurance M.V.	-	1,650	1,667	1,754	1,676	1,754
5280		Depreciation Expense	-	3,249	11,016	13,639	8,504	15,369
5407		License Tags	-	24	-	1	-	-
5499		Other Misc. Expense	-	-	-	-	-	-
5500		Capital Outlay	-	-	-	-	40,000	-
Totals			\$ (19,697)	\$ 279,900	\$ 326,565	\$ 303,696	\$ 391,223	\$ 398,966

Baldwin County Commission

Fund 00511 Solid Waste Collection Fund			FY 2016 Budget					
Dept 54800 Garbage Collection			Detailed Expenditures					
Object Act	Sub Act	Description	FY 2012	FY 2013	FY 2014	FY 2015 YTD Aug	FY 2015 Budget	FY 2016 Budget
5103		Overtime	34,550	45,878	80,675	79,500	35,000	35,000
5105		Driver Incentive Pay	210	(210)	-	-	-	-
5106		Longevity	20,000	20,500	24,000	28,500	29,000	30,500
5113		Salaries	1,303,942	1,252,789	1,459,719	1,677,699	1,883,021	1,935,448
5114	01	BP Spill Labor/Benefits	-	-	-	-	-	-
5114	02	Hurr Isaac Labor/Benefits	(4,627)	-	-	-	-	-
5121		Retirement	67,791	67,346	88,862	81,128	120,827	121,177
5121	02	Retirement Tier II	-	938	8,198	28,435	-	-
5122		Health Insurance	212,409	207,644	254,235	257,676	389,761	363,940
5123		Life Insurance	1,624	1,557	1,787	2,006	3,249	3,249
5124		Social Security	99,566	94,742	111,134	127,997	148,945	153,070
5125		Workers Comp	139,489	131,884	143,318	164,075	176,768	161,485
5126		Unemployment Insurance	265	198	1,755	2,143	3,387	3,486
5129		Disability	5,429	-	-	2,811	4,350	4,474
5140		Compensated Absences	(150,306)	8,206	2,828	-	-	-
5150		Contract Services	31,628	1,876	194	1,190	15,000	15,000
5150	003	Tipping Fees To Landfill	994,187	1,004,887	1,016,093	867,440	900,000	1,000,000
5150	99	Temporary Labor	262,822	411,857	418,028	16,851	-	-
5153		Pest Control	-	-	-	-	-	-
5156		Employee's Med. & Dental	1,809	1,563	3,430	5,690	4,000	4,000
5163		Data Processing	-	-	-	-	-	-
5170		Training	-	-	930	98	930	930
5171		Dues	-	-	-	-	100	100
5211		Office Supplies	5,381	4,221	3,042	5,623	5,000	5,000
5211	1	Office/Computer Equipment	(15)	3,001	10,534	24,995	8,500	8,500
5212		Gas & Oil	571,078	540,456	513,351	322,124	540,000	371,325
5213		Construction Materials	-	28	-	1,887	2,000	2,000
5214		Small & Safety Eqpt	8,098	13,553	16,369	11,364	10,000	10,000
5215		Tires	148,691	201,878	173,159	134,544	175,000	175,000
5216		Cleaning Supplies	1,666	1,485	1,622	1,371	2,000	2,000
5218		Food	6,985	-	-	-	-	-
5219		Misc. Supplies	26,277	28,441	74,053	30,841	25,000	25,000
5219	1	Garbage Carts	88,358	79,085	162,982	66,175	100,000	100,000

Baldwin County Commission

Fund		00511 Solid Waste Collection Fund		FY 2016 Budget				
Dept		54800 Garbage Collection		Detailed Expenditures				
Object Act	Sub Act	Description	FY 2012	FY 2013	FY 2014	FY 2015 YTD Aug	FY 2015 Budget	FY 2016 Budget
5223		Copy Machine Rental	1,400	3,270	3,403	3,666	3,601	3,601
5228		Uniforms	11,508	7,304	13,504	19,790	12,000	20,000
5231		Building Repairs & Maint	-	2,801	-	11,055	10,000	10,000
5232		Unscheduled Equipmt Repair	419,625	454,697	361,484	360,418	350,000	350,000
5232	01	Central Eqmt Repair Alloc	-	-	-	-	198,460	182,691
5233		Office Eqmt. Repair & Maint.	-	-	-	-	500	500
5234		Repairs & Maint. M. V.	2,019	5,769	3,637	3,872	3,500	3,500
5235		Tire Repair	20,424	10,263	2,101	5,169	2,500	2,500
5235	001	Computer Support Services	-	-	-	-	-	29,651
5236		Computer & Software Maint	-	-	-	591	1,000	1,000
5238		Scheduled Equipmt Maint	4,866	-	4,569	14,791	12,914	12,914
5239		Misc. Repairs/Maint	8,204	18,945	7,117	9,635	15,000	15,000
5240		Utilities	-	-	-	-	-	-
5240	01	Electricity	-	-	-	-	-	-
5240	02	Water & Sewage	-	-	-	-	-	-
5251		Telephone	19,517	13,707	15,408	14,822	12,500	12,500
5252		Postage	128	484	1,436	2,818	1,360	1,360
5253		Advertising	666	673	1,233	3,403	2,000	2,000
5260		Travel	-	-	622	504	1,000	1,000
5270		Insurance: Buildings	-	39	-	-	-	-
5272		Insurance: M. V.	25,356	25,647	31,949	31,973	28,488	30,824
5273		Surety Bonds	2,958	-	-	-	-	-
5278		Deduction on Insurance Claims	-	-	-	-	-	-
5280		Depreciation Expense	585,125	407,507	326,959	325,790	282,195	347,548
5290		Contingency Reserve	-	-	-	-	4,975	4,975
5307		Other Professional Services	-	-	5,000	-	-	-
5407		License Tags	-	-	8	24	100	100
5497		Bad Debt Expense	73,582	184,397	24,995	-	75,000	75,000
5499		Other Misc Expenses	-	-	-	-	1,000	1,000
5500		Capital	-	-	-	-	520,000	385,000
Totals			\$ 5,052,684	\$ 5,259,302	\$ 5,373,717	\$ 4,750,483	\$ 6,119,931	\$ 6,023,348

Baldwin County Commission

Fund		00511 Solid Waste Collection Fund		FY 2016 Budget				
Dept		54801 SW Collection Administration		Detailed Expenditures				
Object Act	Sub Act	Description	FY 2012	FY 2013	FY 2014	FY 2015 YTD Aug	FY 2015 Budget	FY 2016 Budget
5103		Overtime	1,861	5,105	2,806	4,897	5,800	5,800
5106		Longevity	4,000	5,000	5,500	3,000	3,000	3,500
5113		Salaries	342,030	353,695	319,701	307,979	384,237	402,999
5114	02	Hurr Isaac Labor/Benefits	(291)	-	-	-	-	-
5121		Retirement	17,665	18,331	17,527	11,637	24,571	25,139
5121	02	Retirement Tier II	-	366	3,293	7,633	-	-
5122		Health Insurance	50,512	45,953	40,217	42,687	53,807	63,101
5123		Life Insurance	427	430	390	352	627	627
5124		Social Security	24,464	25,304	23,370	22,175	30,067	31,541
5125		Workers Comp	9,609	3,049	524	1,050	1,307	1,141
5126		Unemployment Insurance	-	-	-	113	692	688
5129		Disability	1,690	-	-	524	889	887
5140		Compensated Absences	-	622	319	-	-	-
5150		Contract Services	70,008	64,818	43,760	48,111	60,000	60,000
5150	99	Temporary Labor	3,152	40,734	38,019	8,491	40,000	5,000
5154		Legal Services	-	60	-	-	-	-
5156		Drug Test	228	271	864	478	300	300
5158		Medical	-	-	-	-	-	-
5163		Data Processing	9,928	-	-	-	-	-
5170		Training	2,850	11	3,180	465	3,500	3,500
5211		Office Supplies	5,558	12,450	10,675	6,548	14,000	14,000
5211	1	Office/Computer Equipment	4,059	4,144	10,526	13,627	4,000	4,000
5212		Gas & Oil	604	1,569	1,724	1,102	3,500	1,161
5215		Tires	-	109	-	-	700	700
5216		Cleaning Supplies	-	-	-	-	-	-
5219		Misc. Supplies	476	963	24	998	1,000	1,000
5223		Copy Machine Rental	6,002	7,384	4,612	3,350	4,800	4,800
5227		Office Equipment Rental	811	2,622	2,876	2,610	2,810	2,810
5231		Building Repairs & Maint	-	-	39	741	500	500
5233		Office Eqmt. Repair & Maint.	-	-	-	-	500	-
5234		Repairs & Maint. M. V.	18	203	56	121	2,000	2,000
5235		Computer & Software Maint.	10,204	16,796	21,262	19,546	32,000	32,000
5235	001	Computer Support Services	-	-	-	-	-	5,436

Baldwin County Commission

Fund 00511 Solid Waste Collection Fund			FY 2016 Budget					
Dept 54801 SW Collection Administration			Detailed Expenditures					
Object Act	Sub Act	Description	FY 2012	FY 2013	FY 2014	FY 2015 YTD Aug	FY 2015 Budget	FY 2016 Budget
5239		Misc. Repairs/Maint	-	-	-	-	100	100
5251		Telephone	1,066	8,273	8,784	9,258	10,000	10,000
5252		Postage	12,198	72,453	70,420	66,191	78,700	78,700
5253		Advertising	-	637	324	-	500	500
5260		Travel	1,698	1,328	-	1,624	5,000	5,000
5260	89	Taxable Meals	-	-	-	60	75	75
5272		Insurance: M. V.	-	291	241	260	500	260
5273		Surety Bonds	-	807	1,251	-	3,000	-
5275		Insurance Gen Liability	64,025	52,007	51,759	63,905	47,411	65,000
5280		Depreciation Expense	-	624	34,929	28,805	34,929	34,929
5407		License Tags	-	26	-	-	25	-
5499		Other Misc Expenses	-	-	-	-	-	-
5701		Appropriation DA Envir	50,000	50,000	50,000	50,000	50,000	50,000
Totals		54801 SW Collection Administration	\$ 694,852	\$ 796,434	\$ 768,972	\$ 728,336	\$ 904,847	\$ 917,194

Baldwin County Commission

FY 2016 Budget

Detailed Expenditures

Fund	00511	Solid Waste Collection Fund							
Dept	54802	Recycle Center							
Object Act	Sub Act	Description	FY 2012	FY 2013	FY 2014	FY 2015 YTD Aug	FY 2015 Budget	FY 2016 Budget	
5150		Contract Services	-	-	-	-	10,000	10,000	
5212		Gas & Oil	-	-	24,418	15,859	20,000	20,000	
5214		Small Tools & Equipment	-	-	-	-	250	250	
5215		Tires	-	-	4,567	5,922	2,000	2,000	
5219		Misc. Supplies	-	-	-	-	2,000	2,000	
5228		Uniforms	-	-	-	35	250	250	
5232		Unscheduled Equipmt Repair	-	-	4,050	4,416	3,000	3,000	
5280		Depreciation Expense	-	-	15,502	37,159	11,735	24,653	
Totals		54802 Recycle Center	\$ -	\$ -	\$ 48,537	\$ 63,391	\$ 49,235	\$ 62,153	

Table of Contents for Health Tax Fund

HEALTH TAX FUND 102

HEALTH TAX FUND:

Health Tax Fund Summary	Page E-1
Health Tax Fund Detailed Revenue	Page E-2
Health Tax Fund Transfers In	Page E-3
Health Tax Fund Transfers Out	Page E-4
55100 - BC Health Department - Detailed Expenditures	Page E-5

**Baldwin County Commission
FY 2016 Budget Fund Summary
Year to Date As Of 8/31/15**

Description	FY 2011 Annual	FY 2012 Annual	FY 2013 Annual	FY 2014 Annual	FY 2015 YTD	FY 2015 Annual Budget	FY 2016 Annual Budget
00102							
Health Tax Fund							
Revenue							
Taxes	(1,928,725)	(1,811,333)	(1,736,038)	(1,750,450)	(1,790,461)	(1,805,000)	(1,875,831)
Special Assessments	0	0	0	0	0	0	0
Licenses & Permits	0	0	0	0	0	0	0
Intergovernmental	(13,422)	(13,980)	(12,776)	(12,622)	(11,900)	(12,000)	(10,235)
Charges For Services	0	0	0	0	0	0	0
Miscellaneous Revenue	(9,299)	(8,590)	(4,872)	(1,909)	(1,642)	(1,500)	(1,775)
Fund Balance	0	0	0	0	0	0	0
Total Revenue	(1,951,446)	(1,833,903)	(1,753,686)	(1,764,981)	(1,804,004)	(1,818,500)	(1,887,841)
Expenditures							
Employee Compensation	0	0	0	0	0	0	0
Services Provided By Others	132	225	0	0	0	0	0
Supplies, Repairs & Maintenance	78,234	158,923	147,996	142,520	104,752	153,000	138,833
Utilities & Communication	8,101	6,667	6,878	6,963	5,043	5,000	5,200
Travel	0	0	0	0	0	0	0
Other Operating Expenditures	1,677,534	1,516,076	1,615,823	1,663,621	1,570,334	1,555,500	1,638,808
Capital Expenditures	19,483	0	0	0	0	0	0
Debt Service	0	0	0	0	0	0	0
Intergovernmental	0	0	0	0	0	0	0
Total Expenditures	1,783,484	1,681,891	1,770,697	1,813,105	1,680,129	1,713,500	1,782,841
(Surplus)/Deficit Before Transfers	(167,962)	(152,012)	17,012	48,124	(123,874)	(105,000)	(105,000)
Transfers							
Transfer In/Other Sources	(1,472)	(308)	0	0	0	0	0
Transfer Out/Other Uses	135,463	118,844	99,390	102,176	50,000	105,000	105,000
Prior Period/Other Adjustments	0	0	0	0	0	0	0
Net Transfers	133,991	118,536	99,390	102,176	50,000	105,000	105,000
YTD (Surplus) / Deficit	(33,971)	(33,476)	116,402	150,299	(73,874)	0	0

Baldwin County Commission

FY 2016 Budget
Detailed Revenues

Fund 00102 Health Tax Fund

Object Act	Sub Act	Description	FY 2012	FY 2013	FY 2014	FY 2015 YTD Aug	FY 2015 Budget	FY 2016 Budget
41100		Ad Valorem Tax	(1,811,333)	-	-	-	-	-
41100	1	Ad Valorem Rev Commissioner	-	(1,571,897)	(1,650,000)	(1,651,550)	(1,655,000)	(1,734,264)
41100	2	Ad Valorem Probate Judge	-	(164,141)	(150,000)	(138,911)	(150,000)	(141,567)
44800		Payment in Lieu of Taxes	(13,980)	(12,776)	(12,000)	(11,900)	(12,000)	(10,235)
47100		Interest	(8,590)	(4,872)	(1,500)	(1,642)	(1,500)	(1,775)
47900		Misc Revenue	-	-	-	-	-	-
Totals		00102 Health Tax Fund	(1,833,903)	(1,753,686)	(1,813,500)	(1,804,004)	(1,818,500)	(1,887,841)

Baldwin County Commission

Fund 00102 Health Tax Fund			FY 2016 Budget Transfers IN					
Object Act	Sub Act	Description	FY 2012	FY 2013	FY 2014	FY 2015 YTD Aug	FY 2015 Budget	FY 2016 Budget
61100	510	TI From Fund 510	(308)	-	-	-	-	-
Totals		00102 Health Tax Fund	(308)	-	-	-	-	-

Baldwin County Commission

Fund 00102 Health Tax Fund			FY 2016 Budget Transfers OUT					
Object Act	Sub Act	Description	FY 2012	FY 2013	FY 2014	FY 2015 YTD Aug	FY 2015 Budget	FY 2016 Budget
62100	001	TO to Gen Fund	50,000	50,000	102,176	50,000	105,000	105,000
62100	304	TO to Fund 304	-	-	-	-	-	-
62100	510	TO to Fund 510	68,844	49,390	-	-	-	-
Totals		00102 Health Tax Fund	118,844	99,390	102,176	50,000	105,000	105,000

Baldwin County Commission

FY 2016 Budget

Detailed Expenditures

Fund	00102	Health Tax Fund						
Dept	55100	B C Health Dept						
Object Act	Sub Act	Description	FY 2012	FY 2013	FY 2014	FY 2015 YTD Aug	FY 2015 Budget	FY 2016 Budget
5150		Contracted Services	58	-	-	-	-	-
5153		Pest Control	167	-	-	-	-	-
5165		Engineering Services	-	-	-	-	-	-
5211		Office Supplies	5	-	-	-	-	-
5211	1	Office/Computer Equipment	16,771	-	-	-	-	-
5212		Gas & Oil	21,839	27,996	22,520	14,752	26,500	17,791
5221		Building Rental	120,000	120,000	120,000	90,000	120,000	120,000
5231		Bldg Repairs	308	-	-	-	1,500	1,042
5234		Repairs & Maint. M. V.	-	-	-	-	5,000	-
5240	01	Electricity	-	-	-	-	-	-
5240	02	Water & Sewage	-	-	-	-	-	-
5252		Postage	6,667	6,878	6,963	5,043	5,000	5,200
5272		Insurance: M. V.	983	730	692	375	1,000	375
5290		Appr. for Public Health	1,324,000	1,400,000	1,447,836	1,400,000	1,339,407	1,378,855
5290	002	Appr. to Municipalities	147,093	147,093	147,093	133,958	147,093	195,245
5290	004	App. to District Attorney	44,000	44,000	44,000	24,000	44,000	42,332
5290	005	App, North Bald Animal Shelter	-	24,000	24,000	12,000	24,000	22,000
5299		Reserve for Disaster Respons	-	-	-	-	-	-
5407		License Tags	-	-	-	1	-	1
5550		Motor Vehicles	-	-	-	-	-	-
Totals		55100 B C Health Dept	\$ 1,681,891	\$ 1,770,697	\$ 1,813,105	\$ 1,680,129	\$ 1,713,500	\$ 1,782,841

County Transportation Fund 103

COUNTY TRANSPORTATION FUND:

County Transportation Fund Summary	Page F-1
County Transportation Fund Detailed Revenue	Page F-2
County Transportation Fund Transfers In	Page F-3
County Transportation Fund Transfers Out	Page F-4
51935C County Transportation Detailed Expenditures	Page F-5

**Baldwin County Commission
FY 2016 Budget Fund Summary
Year to Date As Of 8/31/15**

Description	FY 2011 Annual	FY 2012 Annual	FY 2013 Annual	FY 2014 Annual	FY 2015 YTD	FY 2015 Annual Budget	FY 2016 Annual Budget
00103							
County Transportation Fund							
Revenue							
Taxes	0	0	0	0	0	0	0
Special Assessments	0	0	0	0	0	0	0
Licenses & Permits	0	0	0	0	0	0	0
Intergovernmental	0	0	0	0	0	0	0
Charges For Services	0	0	0	0	0	0	0
Miscellaneous Revenue	(28,502)	(39,549)	(26,138)	(26,862)	(16,395)	(28,180)	(28,180)
Fund Balance	0	0	0	0	0	0	(20,000)
Total Revenue	(28,502)	(39,549)	(26,138)	(26,862)	(16,395)	(28,180)	(48,180)
Expenditures							
Employee Compensation	68,181	64,346	69,188	74,688	74,466	79,731	89,720
Services Provided By Others	0	127	0	144	4	125	125
Supplies, Repairs & Maintenance	15,096	13,038	15,230	11,327	7,071	13,079	11,050
Utilities & Communication	0	0	0	0	0	0	0
Travel	0	62	0	0	0	0	0
Other Operating Expenditures	744	3,409	3,220	3,480	2,738	3,297	3,001
Capital Expenditures	21,516	0	0	21,978	0	0	25,000
Debt Service	0	0	0	0	0	0	0
Intergovernmental	0	0	0	0	0	0	0
Total Expenditures	105,537	80,982	87,638	111,618	84,278	96,232	128,896
(Surplus)/Deficit Before Transfers	77,035	41,433	61,500	84,756	67,884	68,052	80,716
Transfers							
Transfer In/Other Sources	(87,499)	(61,363)	(32,283)	(103,048)	(77,466)	(74,466)	(87,130)
Transfer Out/Other Uses	4,522	0	0	3,207	6,408	6,414	6,414
Prior Period/Other Adjustments	0	0	0	0	0	0	0
Net Transfers	(82,977)	(61,363)	(32,283)	(99,841)	(71,058)	(68,052)	(80,716)
YTD (Surplus) / Deficit	(5,942)	(19,930)	29,217	(15,085)	(3,174)	0	0

Baldwin County Commission

FY 2016 Budget Detailed Revenues

Fund 00103 County Transportation Fund

Object Act	Sub Act	Description	FY 2012	FY 2013	FY 2014	FY 2015 YTD Aug	FY 2015 Budget	FY 2016 Budget
47100		Interest	(629)	(330)	(410)	(130)	(180)	(180)
47700		Fares From Contracts	(38,920)	(25,808)	(28,000)	(16,265)	(28,000)	(25,000)
47900		Misc Revenue	-	-	-	-	-	(3,000)
Totals		00103 County Transportation Fund	(39,549)	(26,138)	(28,410)	(16,395)	(28,180)	(28,180)

Baldwin County Commission

Fund 00103 County Transportation Fund			FY 2016 Budget					
			Transfers IN					
Object Act	Sub Act	Description	FY 2012	FY 2013	FY 2014	FY 2015 YTD Aug	FY 2015 Budget	FY 2016 Budget
61100	001	TI From Gen Fund	(61,363)	-	(75,928)	(74,466)	(74,466)	(87,130)
61200		Proceeds from Sale of Assets	-	-	(2,100)	(3,000)	-	-
61360		Capital Lease Proceeds	-	-	(25,020)	-	-	-
Totals		00103 County Transportation Fund	(61,363)	-	(103,048)	(77,466)	(74,466)	(87,130)

Baldwin County Commission

Fund 00103 County Transportation Fund			FY 2016 Budget Transfers OUT					
Object Act	Sub Act	Description	FY 2012	FY 2013	FY 2014	FY 2015 YTD Aug	FY 2015 Budget	FY 2016 Budget
62100	304	TO to Fund 304	-	-	3,207	6,408	6,414	6,414
Totals		00103 County Transportation Fund	-	-	3,207	6,408	6,414	6,414

Baldwin County Commission

Fund		00103 County Transportation Fund		FY 2016 Budget				
Dept		51935C County Transportation		Detailed Expenditures				
Object Act	Sub Act	Description	FY 2012	FY 2013	FY 2014	FY 2015 YTD Aug	FY 2015 Budget	FY 2016 Budget
5103		Overtime	1,283	663	2,276	1,643	1,500	2,000
5106		Longevity	-	500	-	-	-	-
5113		Salaries	45,997	45,117	48,473	49,090	54,334	56,438
5121		Retirement	2,422	2,325	3,197	3,196	3,518	3,593
5122		Health Insurance	7,661	14,459	14,051	13,576	12,287	19,856
5123		Life Insurance	79	78	85	74	114	114
5124		Social Security	3,437	2,872	3,373	3,565	4,272	4,471
5125		Workers Comp	3,237	3,175	3,233	3,235	3,483	3,016
5126		Unemployment Insurance	-	-	-	-	97	102
5129		Disability	229	-	-	87	126	130
5154		Legal Services	-	-	36	-	-	-
5156		Employee Drug Testing	127	-	108	-	125	125
5170		Training	-	-	-	4	-	-
5212		Gas & Oil	9,228	8,132	7,371	4,585	8,000	5,462
5215		Tires	2,232	2,245	2,241	2,040	2,100	2,100
5234		Repairs & Maint. M. V.	1,579	4,853	1,716	446	2,979	2,500
5235	001	Computer Support Services	-	-	-	-	-	988
5260	89	Taxable Meals	62	-	-	-	-	-
5272		Insurance: M. V.	848	959	1,180	801	1,200	801
5275		Insurance Gen Liability	2,561	2,261	2,300	1,937	2,097	2,200
5499		Other Misc Expenditures	-	-	-	-	-	-
5550		Motor Vehicles	-	-	21,978	-	-	25,000
Totals		51935C County Transportation	\$ 80,982	\$ 87,638	\$ 111,618	\$ 84,278	\$ 96,232	\$ 128,896

Table of Contents for Legislative Delegation Fund

Legislative Delegation Fund 104

LEGISLATIVE DELEGATION FUND:

Legislative Delegation Office Fund Summary	Page G-1
Legislative Delegation Office Fund Detailed Revenue	Page G-2
Legislative Delegation Office Fund Transfers In	Page G-3
Legislative Delegation Office Fund Transfers Out	Page G-4
104 Legislative Delegation Office Fund Detailed Expenditure	Page G-5
51904 Legislative Delegation – Bay Minette	Page G-7
51905 Legislative Delegation – Fairhope	Page G-9

**Baldwin County Commission
FY 2016 Budget Fund Summary
Year to Date As Of 8/31/15**

Description	FY 2011 Annual	FY 2012 Annual	FY 2013 Annual	FY 2014 Annual	FY 2015 YTD	FY 2015 Annual Budget	FY 2016 Annual Budget
00104							
Legislative Del Off Fund							
Revenue							
Taxes	0	0	0	0	0	0	0
Special Assessments	0	0	0	0	0	0	0
Licenses & Permits	0	0	0	0	0	0	0
Intergovernmental	0	0	0	0	0	0	0
Charges For Services	(49,662)	(51,938)	(58,373)	(52,518)	(44,965)	(52,178)	(46,742)
Miscellaneous Revenue	(1,138)	(1,077)	(476)	(284)	(271)	(500)	(377)
Fund Balance	0	0	0	0	0	(32,626)	0
Total Revenue	(50,799)	(53,015)	(58,849)	(52,802)	(45,236)	(85,304)	(47,119)
Expenditures							
Employee Compensation	141,399	140,350	101,721	92,830	124,341	136,085	144,155
Services Provided By Others	135	272	15,197	27,641	155	18,695	4,225
Supplies, Repairs & Maintenance	4,296	8,781	1,731	3,118	2,974	7,658	11,824
Utilities & Communication	13,385	15,349	16,158	14,344	12,279	14,625	19,546
Travel	1,021	0	495	873	0	2,750	11,800
Other Operating Expenditures	2,050	5,899	5,494	3,091	4,461	5,491	5,569
Capital Expenditures	0	0	0	0	0	0	0
Debt Service	0	0	0	0	0	0	0
Intergovernmental	0	0	0	0	0	0	0
Total Expenditures	162,286	170,650	140,796	141,896	144,210	185,304	197,119
(Surplus)/Deficit Before Transfers	111,487	117,636	81,947	89,094	98,974	100,000	150,000
Transfers							
Transfer In/Other Sources	(100,000)	(100,000)	(100,000)	(100,000)	(100,000)	(100,000)	(150,000)
Transfer Out/Other Uses	0	0	0	0	0	0	0
Prior Period/Other Adjustments	0	0	0	0	0	0	0
Net Transfers	(100,000)	(100,000)	(100,000)	(100,000)	(100,000)	(100,000)	(150,000)
YTD (Surplus) / Deficit	11,487	17,636	(18,053)	(10,906)	(1,026)	0	0

Baldwin County Commission

FY 2016 Budget Detailed Revenues

Fund 00104 Legislative Del Off Fund

Object Act	Sub Act	Description	FY 2012	FY 2013	FY 2014	FY 2015 YTD Aug	FY 2015 Budget	FY 2016 Budget
45210		Probate Fees	(51,938)	(58,373)	(51,000)	(44,965)	(52,178)	(46,742)
47100		Interest	(1,077)	(476)	(500)	(271)	(500)	(377)
Totals		00104 Legislative Del Off Fund	(53,015)	(58,849)	(51,500)	(45,236)	(52,678)	(47,119)

Baldwin County Commission

Fund 00104 Legislative Del Off Fund			FY 2016 Budget Transfers IN					
Object Act	Sub Act	Description	FY 2012	FY 2013	FY 2014	FY 2015 YTD Aug	FY 2015 Budget	FY 2016 Budget
61100	001	TI From Gen Fund	(100,000)	-	(100,000)	(100,000)	(100,000)	(150,000)
Totals		00104 Legislative Del Off Fund	(100,000)	-	(100,000)	(100,000)	(100,000)	(150,000)

Baldwin County Commission

Fund 00104 Legislative Del Off Fund

FY 2016 Budget
Transfers OUT

Object Act	Sub Act	Description	FY 2012	FY 2013	FY 2014	FY 2015 YTD Aug	FY 2015 Budget	FY 2016 Budget
Totals		00104 Legislative Del Off Fund	-	-	-	-	-	-

Baldwin County Commission

Fund 00104 Legislative Del Off Fund			FY 2016 Budget					
Dept 104 Legislative Del Off Fund			Detailed Expenditures					
Object Act	Sub Act	Description	FY 2012	FY 2013	FY 2014	FY 2015 YTD Aug	FY 2015 Budget	FY 2016 Budget
11000		Cash	(17,759)	15,016	14,693	(1,620)	-	-
13410		Accts Rec From Employees	-	-	500	-	-	-
13430		Interest Receivable	-	17	4	(21)	-	-
14100	001	Due From Gen Fund	-	-	-	-	-	-
14100	106	Due From Fund 106	-	-	-	-	-	-
14500		Due From Other Gov Units	355	465	(135)	(4,483)	-	-
14999		Interfund Clearing	-	(0)	-	-	-	-
14999	00001	Interfd. Clearing: From G Fund	-	-	-	-	-	-
21100		Accounts Payable	(802)	254	519	1,848	-	-
21101		Accounts Payable Manual	518	(571)	(1,272)	1,325	-	-
21190		Received Not Vouchered	803	(48)	48	-	-	-
21701		Fed Income Taxes W/H Payable	-	-	-	-	-	-
21702		Fica Taxes Payable	-	-	-	-	-	-
21703	11	Employees Vol Life Premiums	-	-	-	-	-	-
21703	12	Employers Group Life Benefit	-	-	-	-	-	-
21703	4	AFLAC Payable	-	-	-	-	-	-
21703	45	VisonCare	-	-	-	-	-	-
21703	790	Dental 790 Payable	-	-	-	-	-	-
21703	81	BC/BS Ins Payable	-	377	-	-	-	-
21704	1	State Retirement Tier 1 Payabl	-	-	-	-	-	-
21704	6	State Retirement Tier 2 Payabl	-	-	-	-	-	-
21705		State Inc Tax W/H Payable	-	-	-	-	-	-
21705	051	SUI Tax payable	-	-	-	-	-	-
21706		Garnishments Payable	-	-	-	-	-	-
21717		Sect 125 Med Reimb Pay.	-	-	-	-	-	-
21902		Est Liability for OPEB	-	-	-	-	-	-
22000	001	Due To Gen Fund	(75)	22	(3)	(7)	-	-
22000	106	Due to Fund 106	-	-	-	-	-	-
22000	111	Due to Fund 111	-	-	-	-	-	-
22000	143	Due to Fund 143	-	-	-	-	-	-
29905		Accrued Wages	0	1,725	(2,550)	2,908	-	-
29910		Burden Clearing For Taxes	1	117	(192)	220	-	-
29920		Burden Clearing For Benifits	(676)	677	(705)	856	-	-

Baldwin County Commission

FY 2016 Budget

Detailed Expenditures

Fund	00104	Legislative Del Off Fund						
Dept	104	Legislative Del Off Fund						
Object Act	Sub Act	Description	FY 2012	FY 2013	FY 2014	FY 2015 YTD Aug	FY 2015 Budget	FY 2016 Budget
34110		Reserved for Encumbrances	145	(106)	106	-	-	-
35000		Fund Balance	(145)	106	(106)	-	(32,626)	-
45210		Probate Fees	(51,938)	(58,373)	(52,518)	(44,965)	(52,178)	(46,742)
47100		Interest	(1,077)	(476)	(284)	(271)	(500)	(377)
5153		Pest Control	57	-	-	116	270	300
5211		Office Supplies	1,012	222	419	502	1,250	2,000
5211	1	Sm Office/Comp Eqpt	-	-	-	-	-	2,000
5219		Misc. Supplies	54	53	50	-	150	150
5223		Copy Machine Rental	822	592	559	525	1,250	1,250
5240		Utilities	-	-	-	-	-	-
5240	01	Electricity	-	-	-	-	-	-
5251		Telephone	5,141	4,917	35	9	4,650	5,000
5252		Postage	187	264	97	94	300	500
5253		Advertising	-	1,947	178	-	-	-
5260		Travel	-	-	-	-	350	2,500
5409		Subscriptions	132	198	34	-	330	350
61100	001	TI From Gen Fund	(100,000)	(100,000)	(100,000)	(100,000)	(100,000)	(150,000)
80000		Prior Period Adjustment	-	-	-	-	-	-
Totals		104 Legislative Del Off Fund	\$ (163,245)	\$ (132,603)	\$ (140,523)	\$ (142,964)	\$ (176,754)	\$ (183,069)

Baldwin County Commission

Fund 00104 Legislative Del Off Fund			FY 2016 Budget					
Dept 51904 Legislative office Bay Minette			Detailed Expenditures					
Object Act	Sub Act	Description	FY 2012	FY 2013	FY 2014	FY 2015 YTD Aug	FY 2015 Budget	FY 2016 Budget
5103		Overtime	-	-	-	-	-	-
5106		Longevity	-	-	(500)	-	-	-
5113		Salaries	108,229	79,391	77,047	100,108	108,000	114,000
5121		Retirement	5,801	4,175	2,006	3,387	6,804	7,011
5121	02	Retirement Tier II	-	-	2,170	2,854	-	-
5122		Health Insurance	17,821	12,139	4,605	9,834	12,287	13,461
5123		Life Insurance	135	86	78	111	171	171
5124		Social Security	7,559	5,559	5,852	7,574	8,262	8,721
5125		Workers Comp	333	370	246	294	367	323
5126		Unemployment Insurance	-	-	1,325	-	194	205
5129		Disability	471	-	-	178	-	263
5150		Contract Services	-	-	-	34	-	-
5150	99	Temporary Labor	-	15,382	23,372	-	14,500	-
5154		Legal Services	-	-	4,269	-	3,650	3,650
5156		Drug Test	15	15	-	-	75	75
5170		Training	-	-	-	5	-	-
5171		Dues	200	(200)	-	-	200	200
5211		Office Supplies	51	-	46	241	50	284
5211	1	Sm Office/Comp Eqpt	1,893	242	242	242	3,000	1,500
5212		Gas & Oil	1	21	0	-	-	-
5219		Misc. Supplies	-	-	1,088	-	1,413	2,000
5231		Building Repairs & Maint	128	141	-	-	45	50
5235	001	Computer Support Services	-	-	-	-	-	1,790
5240		Utilities	-	-	-	-	-	-
5240	01	Electricity	-	-	-	-	-	-
5240	02	Water & Sewage	-	-	-	-	-	-
5240	04	Garbage Service	-	-	-	-	-	-
5241	101	Electric Legislat Delig BM	5,578	5,286	4,948	4,546	5,500	5,500
5242	101	Gas Legislative Deligate BM	-	40	46	46	-	46
5243	101	Water Sewer Legislate Del BM	1,122	1,089	1,274	1,060	1,100	1,400
5244	101	Garbage Legislative Del BM	1,157	1,143	1,269	1,201	1,100	1,100
5251		Telephone	-	-	4,589	4,003	-	4,000
5253		Advertising	-	-	432	-	450	450

Baldwin County Commission

Fund 00104 Legislative Del Off Fund			FY 2016 Budget					
Dept 51904 Legislative office Bay Minette			Detailed Expenditures					
Object Act	Sub Act	Description	FY 2012	FY 2013	FY 2014	FY 2015 YTD Aug	FY 2015 Budget	FY 2016 Budget
5260		Travel	-	-	873	-	300	3,300
5260	1	Faust Travel	-	-	-	-	-	-
5260	2	McMillan Travel	-	-	-	-	700	2,000
5260	3	Shiver Travel	-	-	-	-	700	2,000
5260	5	Davis Travel	-	495	-	-	700	2,000
5270	101	Insurance Legislate Del BM	1,925	1,904	1,793	1,494	2,019	2,019
5275		Insurance Gen Liability	3,841	3,392	1,150	2,905	3,092	3,100
5409		Subscriptions	-	-	114	63	50	100
5499		Misc. Other Current Exp.	-	-	-	-	-	-
Totals		51904 Legislative office Bay Minette	\$ 156,261	\$ 130,672	\$ 138,335	\$ 140,179	\$ 174,729	\$ 180,719

Baldwin County Commission

Fund 00104 Legislative Del Off Fund			FY 2016 Budget					
Dept 51905 Legislative Office-Fairhope			Detailed Expenditures					
Object Act	Sub Act	Description	FY 2012	FY 2013	FY 2014	FY 2015 YTD Aug	FY 2015 Budget	FY 2016 Budget
5211		Office Supplies	894	460	714	983	500	800
5211	1	Sm Office/Comp Eqpt	3,925	-	-	-	-	-
5219		Misc Supplies	-	-	-	481	-	-
5251		Telephone	2,080	1,428	1,428	1,309	1,500	1,500
5252		Postage	85	43	46	12	25	50
Totals		51905 Legislative Office-Fairhope	\$ 6,984	\$ 1,931	\$ 2,188	\$ 2,785	\$ 2,025	\$ 2,350

Table of Contents for Juvenile Detention Facility Fund

Juvenile Detention Facility Fund 105

JUVENILE DETENTION FACILITY FUND:

Juvenile Detention Facility Fund Summary	Page H-1
Juvenile Detention Facility Fund Detailed Revenue	Page H-2
Juvenile Detention Facility Fund Transfers In	Page H-3
Juvenile Detention Facility Fund Transfers Out	Page H-4
	Page H-5

**Baldwin County Commission
FY 2016 Budget Fund Summary
Year to Date As Of 8/31/15**

Description	FY 2011 Annual	FY 2012 Annual	FY 2013 Annual	FY 2014 Annual	FY 2015 YTD	FY 2015 Annual Budget	FY 2016 Annual Budget
00105							
Juvenile Detention Fac Fund							
Revenue							
Taxes	0	0	0	0	0	0	0
Special Assessments	0	0	0	0	0	0	0
Licenses & Permits	0	0	0	0	0	0	0
Intergovernmental	(326,703)	(263,742)	(215,574)	(218,521)	(245,485)	(201,626)	(221,626)
Charges For Services	(434,055)	(425,802)	(427,056)	(406,986)	(506,629)	(850,000)	(820,000)
Miscellaneous Revenue	(4,885)	(2,773)	(958)	(384)	(328)	(1,323)	0
Fund Balance	0	0	0	0	0	200,000	50,000
Total Revenue	(765,644)	(692,318)	(643,588)	(625,891)	(752,442)	(852,949)	(991,626)
Expenditures							
Employee Compensation	825,845	876,395	818,253	861,307	801,672	905,544	1,017,410
Services Provided By Others	147,813	188,660	174,456	112,364	92,143	79,000	121,858
Supplies, Repairs & Maintenance	73,088	73,071	69,138	69,050	115,269	101,397	126,433
Utilities & Communication	42,635	46,360	47,831	49,601	45,901	52,500	52,097
Travel	787	36	196	394	0	500	207
Other Operating Expenditures	10,764	54,028	28,101	27,636	25,130	27,019	25,502
Capital Expenditures	0	0	107,014	144,425	0	0	0
Debt Service	0	0	0	0	0	0	0
Intergovernmental	0	0	0	0	0	0	0
Total Expenditures	1,100,932	1,238,549	1,244,989	1,264,777	1,080,114	1,165,960	1,343,507
(Surplus)/Deficit Before Transfers	335,288	546,231	601,401	638,887	327,672	313,011	351,881
Transfers							
Transfer In/Other Sources	(208,427)	(128,587)	(259,222)	(512,320)	(224,983)	(313,011)	(351,881)
Transfer Out/Other Uses	0	0	0	0	0	0	0
Prior Period/Other Adjustments	0	0	0	0	0	0	0
Net Transfers	(208,427)	(128,587)	(259,222)	(512,320)	(224,983)	(313,011)	(351,881)
YTD (Surplus) / Deficit	126,861	417,644	342,179	126,566	102,689	0	0

Baldwin County Commission

FY 2016 Budget Detailed Revenues

Fund	00105	Juvenile Detention Fac Fund	FY 2012	FY 2013	FY 2014	FY 2015 YTD Aug	FY 2015 Budget	FY 2016 Budget
Object Act	Sub Act	Description						
44272		State Cost Sharing JD Fac	(245,703)	(191,308)	(200,000)	(214,063)	(176,626)	(176,626)
44310	1	CNP Reimbursement	(16,039)	(23,134)	(15,000)	(27,400)	(25,000)	(40,000)
44310	2	Drug Test Reimbursement	-	(333)	-	(1,422)	-	(2,000)
44670		SSA Incentive	(2,000)	(800)	-	(2,600)	-	(3,000)
45100		Circuit Clerk Fees	(186,049)	(165,455)	(220,000)	(170,572)	(375,000)	(336,000)
45150		Municipal Court Fees	(219,833)	(222,015)	(210,000)	(295,317)	(440,000)	(444,000)
45820	1	Revenue From Other Counties	(19,920)	(39,585)	(10,000)	(40,740)	(35,000)	(40,000)
45880		Telephone Reimbursement	-	-	-	-	-	-
47110		Interest	(1,386)	(96)	(1,000)	(60)	(1,000)	-
47115		Interest - Const Account	(1,387)	(763)	-	(268)	-	-
47900		Misc Revenue	-	-	(323)	-	(323)	-
47905		Insurance Recoveries	-	-	-	-	-	-
47907		Juvenile Restitution	-	(99)	-	-	-	-
Totals		00105 Juvenile Detention Fac Fund	(692,318)	(643,588)	(656,323)	(752,442)	(1,052,949)	(1,041,626)

Baldwin County Commission

Fund 00105 Juvenile Detention Fac Fund			FY 2016 Budget					
			Transfers IN					
Object Act	Sub Act	Description	FY 2012	FY 2013	FY 2014	FY 2015 YTD Aug	FY 2015 Budget	FY 2016 Budget
61100	001	TI From Gen Fund	-	-	(387,283)	(118,011)	(118,011)	(221,881)
61101	001	TI Cig Tax - Wilderness	-	-	-	-	-	-
61102	001	TI Cig Tax - JD	(128,587)	-	(125,037)	(106,972)	(195,000)	(130,000)
61103	001	TI Act2004-545	-	-	-	-	-	-
Totals		00105 Juvenile Detention Fac Fund	(128,587)	-	(512,320)	(224,983)	(313,011)	(351,881)

Baldwin County Commission

Fund 00105 Juvenile Detention Fac Fund

FY 2016 Budget
Transfers OUT

Object Act	Sub Act	Description	FY 2012	FY 2013	FY 2014	FY 2015 YTD Aug	FY 2015 Budget	FY 2016 Budget
Totals								
		00105 Juvenile Detention Fac Fund	-	-	-	-	-	-

Baldwin County Commission

Fund		00105 Juvenile Detention Fac Fund		FY 2016 Budget				
Dept		52610 Juvenile Detention Fac Oper		Detailed Expenditures				
Object Act	Sub Act	Description	FY 2012	FY 2013	FY 2014	FY 2015 YTD Aug	FY 2015 Budget	FY 2016 Budget
5103		Overtime	30,876	31,861	38,974	35,584	39,000	39,000
5105		Car Allowance	-	-	-	-	-	-
5106		Longevity	16,000	17,000	14,000	15,000	15,000	11,000
5113		Salaries	622,705	570,507	594,808	566,200	624,204	708,780
5121		Retirement	31,384	31,436	38,544	31,051	41,613	45,986
5121	02	Retirement Tier II	-	-	3,597	6,284	-	-
5122		Health Insurance	95,626	91,051	96,322	75,594	99,141	120,761
5123		Life Insurance	616	585	679	564	912	1,026
5124		Social Security	47,861	43,970	46,056	44,087	51,678	58,045
5125		Workers Comp	27,418	28,425	24,855	26,395	31,442	30,083
5126		Unemployment Insurance	1,505	3,418	3,472	-	1,118	1,194
5129		Disability	2,405	-	-	912	1,436	1,535
5150		Contract Services	9,773	2,333	2,039	50,252	33,000	95,000
5150	99	Temporary Labor	164,996	158,307	96,230	29,296	29,300	10,000
5153		Pest Control	995	401	401	417	200	411
5156		Employee Medical and Dental	240	277	706	1,089	500	740
5158		Medical & Dental Prisoner Trea	12,000	12,386	12,763	11,000	12,500	12,500
5170		Training	496	537	146	90	3,000	3,000
5171		Dues	160	214	79	-	500	207
5203		Uniforms, Clothing, Footware	2,263	1,806	2,206	2,325	3,000	3,075
5206		Drugs & Medical Supplies	2,105	2,480	5,382	2,738	3,000	3,305
5211		Office Supplies	2,270	2,887	4,659	2,992	3,500	3,500
5212		Gas & Oil	5,483	3,867	949	1,094	3,397	1,691
5214		Small Tools & Minor Equipment	10	-	-	3	-	3
5215		Tires	-	422	852	-	500	207
5216		Cleaning & Janitorial Supplies	4,646	3,852	3,632	5,054	5,000	5,000
5218		Food	16,969	22,354	22,193	69,080	54,000	65,000
5219		Misc. Supplies	13,681	9,851	5,522	8,772	9,000	9,000
5223		Copy Machine Rental	3,404	3,425	3,396	4,394	3,500	4,040
5227		Office Equipment Rental	-	-	-	20	-	20
5228		Uniforms	2,202	3,193	2,572	3,085	3,500	4,542
5231		Building Repairs & Maint	10,428	9,649	15,869	11,000	7,000	7,000
5233		Office Eqmt. Repair & Maint.	-	90	-	-	500	-

Baldwin County Commission

Fund 00105 Juvenile Detention Fac Fund			FY 2016 Budget					
Dept 52610 Juvenile Detention Fac Oper			Detailed Expenditures					
Object Act	Sub Act	Description	FY 2012	FY 2013	FY 2014	FY 2015 YTD Aug	FY 2015 Budget	FY 2016 Budget
5234		Repairs & Maint. M. V.	276	793	240	621	500	828
5235		Computer & Software Maint	9,333	4,468	1,578	4,090	5,000	5,937
5235	001	Computer Support Services	-	-	-	-	-	13,285
5240		Utilities	-	-	-	-	-	-
5240	01	Electricity	-	-	-	-	-	-
5240	02	Water & Sewage	-	-	-	-	-	-
5240	03	Natural Gas	-	-	-	-	-	-
5240	04	Garbage Service	-	-	-	-	-	-
5241	101	Electric JDC Bldg BM	29,782	29,918	31,039	29,591	37,000	34,399
5242	101	Gas JDC Bldg BM	2,803	2,888	3,021	2,824	2,000	2,931
5243	101	Water Sewer JDC Bldg BM	2,727	3,212	4,185	3,763	2,250	3,591
5244	101	Garbage JDC Bldg BM	1,185	1,200	1,310	1,210	750	1,192
5251		Telephone	9,421	9,944	9,776	8,090	10,000	9,514
5252		Postage	441	298	270	422	500	470
5253		Advertising	-	370	-	-	-	-
5260		Travel	5	59	348	-	500	207
5260	89	Taxable Meals	31	137	46	-	-	-
5270	101	Insurance JDC Bldg BM	12,233	12,273	11,534	9,638	12,000	9,638
5271		Insurance: Bldg & Contents	-	-	-	-	-	-
5272		Insurance: M. V.	138	-	-	-	155	64
5275		Insurance Gen Liability	16,646	15,828	16,103	15,492	14,814	15,800
5278		Deduction on Insurance Claims	25,000	-	-	-	-	-
5407		Tags	-	-	-	-	50	-
5499		Misc Expenditure	10	-	-	-	-	-
5500		Capital	-	107,014	144,425	-	-	-
5580		Computer Equipment	-	-	-	-	-	-
Totals		52610 Juvenile Detention Fac Oper	\$ 1,238,549	\$ 1,244,989	\$ 1,264,777	\$ 1,080,114	\$ 1,165,960	\$ 1,343,507

Table of Contents for Archives Fund

Archives Fund 106

BALDWIN COUNTY ARCHIVES FUND:

Baldwin County Archives Fund Summary	Page I-1
Baldwin County Archives Fund Detailed Revenue	Page I-2
Baldwin County Archives Fund Transfers In	Page I-3
Baldwin County Archives Fund Transfers Out	Page I-4
51906 BC Archives Facility	Page I-5
51907 BC Bicentennial	Page I-7
51908 Swift Coles Home	Page I-8
51909 McLeod House	Page I-9

**Baldwin County Commission
FY 2016 Budget Fund Summary
Year to Date As Of 8/31/15**

Description	FY 2011 Annual	FY 2012 Annual	FY 2013 Annual	FY 2014 Annual	FY 2015 YTD	FY 2015 Annual Budget	FY 2016 Annual Budget
00106							
Baldwin Co Archives Fund							
Revenue							
Taxes	0	0	0	0	0	0	0
Special Assessments	0	0	0	0	0	0	0
Licenses & Permits	0	0	0	0	0	0	0
Intergovernmental	0	0	0	0	0	0	0
Charges For Services	(188,104)	(194,462)	(215,739)	(195,265)	(167,824)	(208,700)	(207,140)
Miscellaneous Revenue	(159,374)	(40,127)	(34,694)	(47,203)	(9,698)	(29,500)	(8,620)
Fund Balance	0	0	0	0	0	(150,631)	(150,000)
Total Revenue	(347,478)	(234,589)	(250,433)	(242,467)	(177,522)	(388,831)	(365,760)
Expenditures							
Employee Compensation	222,514	250,038	172,776	120,125	103,716	145,446	156,156
Services Provided By Others	13,475	19,471	91,064	2,812	3,767	5,950	4,801
Supplies, Repairs & Maintenance	23,903	21,900	35,566	53,162	29,268	48,464	38,774
Utilities & Communication	13,181	11,975	12,232	13,368	5,464	8,850	7,245
Travel	1,962	1,540	125	212	12	500	219
Other Operating Expenditures	19,520	27,154	19,167	21,900	6,999	26,544	7,711
Capital Expenditures	124,000	9,300	0	7,900	0	0	0
Debt Service	0	0	0	0	0	0	0
Intergovernmental	0	0	0	0	0	0	0
Total Expenditures	418,554	341,378	330,931	219,478	149,226	235,754	214,906
(Surplus)/Deficit Before Transfers	71,076	106,789	80,498	(22,989)	(28,296)	(153,077)	(150,854)
Transfers							
Transfer In/Other Sources	(172,518)	(242,289)	(249,557)	(120,396)	0	0	0
Transfer Out/Other Uses	108,019	96,816	90,268	90,289	145,551	153,077	150,854
Prior Period/Other Adjustments	0	0	0	0	0	0	0
Net Transfers	(64,499)	(145,473)	(159,289)	(30,107)	145,551	153,077	150,854
YTD (Surplus) / Deficit	6,577	(38,684)	(78,791)	(53,096)	117,255	0	0

Baldwin County Commission

FY 2016 Budget Detailed Revenues

Fund 00106 Baldwin Co Archives Fund

Object Act	Sub Act	Description	FY 2012	FY 2013	FY 2014	FY 2015 YTD Aug	FY 2015 Budget	FY 2016 Budget
45100		Circuit Clerk Fees	(12,405)	(11,881)	(13,500)	(10,253)	(13,500)	(12,000)
45210		Probate Fees	(181,781)	(203,712)	(190,000)	(157,378)	(195,000)	(195,000)
45681		Copy Fees	(275)	(146)	(200)	(194)	(200)	(140)
45880		Telephone Reimbursement	-	-	-	-	-	-
47100		Interest	(2,634)	(1,765)	(500)	(485)	(500)	(500)
47701		Donations	-	(111)	-	(348)	(3,000)	(500)
47701	001	Donations Fall Festival	-	(1,000)	-	-	-	-
47900		Misc Revenue	(383)	(1,283)	(3,932)	(18)	(4,800)	(2,000)
47900	001	SwiftColes Home Revenue	(7,091)	(17,914)	(13,000)	-	(21,000)	-
47900	002	Reimb HistDevCom Swift Cole	(26,792)	(2,250)	(16,500)	(5,486)	-	(5,220)
47900	003	Memorial Brick Program	(3,227)	(1,000)	(100)	(360)	(100)	(400)
47900	004	WWII MONUMENT	-	(3,050)	(100)	-	(100)	-
47900	005	Vietnam Vet Monument	-	(6,272)	-	-	-	-
47900	006	Al State Military Museum	-	(50)	-	-	-	-
47900	007	Korean War Monument	-	-	-	(3,000)	-	-
Totals		00106 Baldwin Co Archives Fund	(234,589)	(250,433)	(237,832)	(177,522)	(238,200)	(215,760)

Baldwin County Commission

Fund 00106 Baldwin Co Archives Fund			FY 2016 Budget					
			Transfers IN					
Object Act	Sub Act	Description	FY 2012	FY 2013	FY 2014	FY 2015 YTD Aug	FY 2015 Budget	FY 2016 Budget
61100	001	TI From Gen Fund	(242,289)	-	(120,396)	-	-	-
61100	792	TI From Bicentennial Fund	-	-	-	-	-	-
61200		Proceeds Sale of Assets	-	-	-	-	-	-
Totals		00106 Baldwin Co Archives Fund	(242,289)	-	(120,396)	-	-	-

Baldwin County Commission

Fund 00106 Baldwin Co Archives Fund			FY 2016 Budget					
			Transfers OUT					
Object Act	Sub Act	Description	FY 2012	FY 2013	FY 2014	FY 2015 YTD Aug	FY 2015 Budget	FY 2016 Budget
62100	001	TO to General Fund	-	-	-	62,791	62,791	60,501
62100	304	TO to Fund 304	96,816	90,268	90,289	82,760	90,286	90,353
Totals		00106 Baldwin Co Archives Fund	96,816	90,268	90,289	145,551	153,077	150,854

Baldwin County Commission

Fund 00106 Baldwin Co Archives Fund			FY 2016 Budget					
Dept 51906 BC Archives Facility			Detailed Expenditures					
Object Act	Sub Act	Description	FY 2012	FY 2013	FY 2014	FY 2015 YTD Aug	FY 2015 Budget	FY 2016 Budget
5103		Overtime	111	9	1,276	4,384	9,250	1,250
5106		Longevity	2,000	2,000	2,500	500	500	-
5113		Salaries	204,118	133,838	95,022	80,018	106,231	123,299
5121		Retirement	9,711	6,993	4,539	4,233	7,276	7,659
5121	02	Retirement Tier II	-	-	987	968	-	-
5122		Health Insurance	17,313	12,251	8,000	6,779	12,287	13,461
5123		Life Insurance	175	129	102	85	171	171
5124		Social Security	15,245	9,968	7,280	6,338	8,873	9,528
5125		Workers Comp	548	452	421	309	388	349
5126		Unemployment Insurance	-	6,890	-	-	205	192
5129		Disability	788	-	-	103	265	247
5150		Contract Services	2,646	36,406	634	39	700	331
5150	99	Temporary Labor	7,520	-	436	-	-	-
5153		Pest Control	104	96	96	96	150	110
5156		Employee Drug Test	105	45	284	359	200	401
5163		Data Processing	784	784	352	-	800	332
5170		Training	-	120	-	122	500	227
5171		Dues	550	788	360	150	600	400
5211		Office Supplies	5,554	7,146	5,129	7,906	8,200	9,789
5211	1	Office/Computer Equipment	1,515	864	944	1,864	1,875	2,614
5212		Gas & Oil	6,006	1,708	1,204	532	1,500	1,025
5215		Tires	-	-	-	-	500	207
5216		Cleaning Supplies	-	-	-	-	500	-
5219		Misc. Supplies	1,364	12,071	16,772	8,515	15,000	8,344
5223		Copy Machine Rental	1,945	3,093	3,378	3,449	4,017	3,735
5231		Building Repairs & Maint	1,857	1,899	2,952	2,373	3,000	3,478
5234		Repairs & Maint. M. V.	436	683	1,275	1,291	1,500	625
5235		Computer & Software	54	-	2,936	3,067	3,425	1,903
5235	001	Computer Support Services	-	-	-	-	-	3,210
5240		Utilities	-	-	-	-	-	-
5240	01	Electricity	-	-	-	-	-	-
5240	02	Water & Sewage	-	-	-	-	-	-
5240	03	Natural Gas	-	-	-	-	-	-

Baldwin County Commission

Fund 00106 Baldwin Co Archives Fund			FY 2016 Budget					
Dept 51906 BC Archives Facility			Detailed Expenditures					
Object Act	Sub Act	Description	FY 2012	FY 2013	FY 2014	FY 2015 YTD Aug	FY 2015 Budget	FY 2016 Budget
5240	04	Garbage Service	-	-	-	-	-	-
5251		Telephone	4,706	4,705	4,492	4,257	4,600	4,345
5252		Postage	228	130	214	233	250	321
5253		Advertising	207	960	4,485	804	4,000	2,471
5260		Travel	1,540	125	212	12	500	219
5260	89	Taxable Meals	-	-	-	-	-	-
5272		Insurance: M. V.	216	266	247	247	247	247
5275		Insurance Gen Liability	5,122	3,392	3,451	1,937	3,147	2,500
5409		Subscriptions	171	137	10	-	200	82
5410		Books	-	-	-	140	500	207
5499		Miscellaneous Expense	484	-	-	-	-	-
Totals		51906 BC Archives Facility	\$ 293,121	\$ 247,947	\$ 169,986	\$ 141,109	\$ 201,357	\$ 203,279

Baldwin County Commission

Fund 00106 Baldwin Co Archives Fund			FY 2016 Budget					
Dept 51907 BC Bicentennial			Detailed Expenditures					
Object Act	Sub Act	Description	FY 2012	FY 2013	FY 2014	FY 2015 YTD Aug	FY 2015 Budget	FY 2016 Budget
5150		Contract Services	-	49,951	-	3,000	3,000	3,000
5212		Gas & Oil	497	-	-	55	-	55
5219		Misc. Supplies	355	1,014	-	-	3,112	1,297
5231		Building Repairs & Maint	32	-	15,930	216	5,835	2,492
5253		Advertising	-	8	11	-	-	-
5272		Insurance: M. V.	-	-	-	49	1,450	49
5500		Capital	9,300	-	7,900	-	-	-
Totals		51907 BC Bicentennial	\$ 10,184	\$ 50,972	\$ 23,841	\$ 3,320	\$ 13,397	\$ 6,893

Baldwin County Commission

Fund 00106 Baldwin Co Archives Fund			FY 2016 Budget					
Dept 51908 Swift Coles Home			Detailed Expenditures					
Object Act	Sub Act	Description	FY 2012	FY 2013	FY 2014	FY 2015 YTD Aug	FY 2015 Budget	FY 2016 Budget
5150		Contract Services	7,178	2,600	593	-	-	-
5153		Pest Control	585	161	38	-	-	-
5211		Office Supplies	480	480	-	-	-	-
5219		Misc. Supplies	1,588	6,342	2,447	-	-	-
5231		Building Repairs & Maint	93	265	-	-	-	-
5241	401	Electricity	4,334	4,400	3,201	-	-	-
5243	401	Water & Sewer	763	610	327	-	-	-
5251		Telephone	1,146	1,233	454	-	-	-
5253		Advertising	416	-	-	-	-	-
5270		Insurance	16,897	11,110	18,192	4,626	21,000	4,626
Totals		51908 Swift Coles Home	\$ 33,480	\$ 27,201	\$ 25,252	\$ 4,626	\$ 21,000	\$ 4,626

Baldwin County Commission

FY 2016 Budget

Detailed Expenditures

Fund	00106	Baldwin Co Archives Fund						
Dept	51909	Mcleod House						
Object Act	Sub Act	Description	FY 2012	FY 2013	FY 2014	FY 2015 YTD Aug	FY 2015 Budget	FY 2016 Budget
5114		Salary Offset	30	247	-	-	-	-
5150		Contract Services	-	38	-	-	-	-
5153		Pest Control	-	76	19	-	-	-
5212		Gas & Oil	69	-	-	-	-	-
5219		Misc. Supplies	55	-	-	-	-	-
5240	01	Electricity	175	186	186	170	-	108
5270		Insurance	4,263	4,263	-	-	-	-
5500		Capital	-	-	-	-	-	-
Totals		51909 Mcleod House	\$ 4,593	\$ 4,811	\$ 205	\$ 170	\$ -	\$ 108

Table of Contents for Wilderness Fund

Wilderness Fund 107

WILDERNESS FUND:

Wilderness Fund Summary	Page J-1
Wilderness Fund Detailed Revenue	Page J-2
Wilderness Fund Transfers In	Page J-3
Wilderness Fund Transfers Out	Page J-4
52670 Wilderness Youth Facility	Page J-5
52671 Wilderness Dietary	Page J-8
70156 FY15 CFSA MORE Grant	Page J-9

Baldwin County Commission
FY 2016 Budget Fund Summary
Year to Date As Of 8/31/15

Description	FY 2011 Annual	FY 2012 Annual	FY 2013 Annual	FY 2014 Annual	FY 2015 YTD	FY 2015 Annual Budget	FY 2016 Annual Budget
00107							
Wilderness Fund							
Revenue							
Taxes	0	0	0	0	0	0	0
Special Assessments	0	0	0	0	0	0	0
Licenses & Permits	0	0	0	0	0	0	0
Intergovernmental	(121,991)	(43,824)	(55,258)	(54,981)	(72,046)	(84,324)	(84,000)
Charges For Services	(1,986,991)	(1,691,009)	(2,335,457)	(1,578,711)	(2,841,869)	(3,447,403)	(3,409,201)
Miscellaneous Revenue	(8,569)	(3,422)	(21,210)	(5,162)	(61,680)	(56,000)	(10,000)
Fund Balance	0	0	0	0	0	300,000	300,000
Total Revenue	(2,117,551)	(1,738,255)	(2,411,926)	(1,638,853)	(2,975,595)	(3,287,727)	(3,203,201)
Expenditures							
Employee Compensation	1,549,484	1,561,531	1,600,995	1,846,713	2,491,938	2,827,748	3,022,035
Services Provided By Others	404,773	493,475	597,259	271,174	145,952	272,801	175,108
Supplies, Repairs & Maintenance	191,542	246,678	293,523	384,549	441,198	489,768	502,056
Utilities & Communication	73,444	83,549	91,472	113,359	103,914	117,400	132,945
Travel	1,630	1,608	466	30	0	4,000	1,667
Other Operating Expenditures	41,081	62,064	54,564	53,859	76,612	79,401	80,244
Capital Expenditures	20,820	0	8,577	124,330	164,092	0	70,500
Debt Service	0	0	0	0	0	0	0
Intergovernmental	0	0	0	0	0	0	0
Total Expenditures	2,282,775	2,448,905	2,646,856	2,794,014	3,423,707	3,791,118	3,984,555
(Surplus)/Deficit Before Transfers	165,224	710,650	234,930	1,155,161	448,112	503,391	781,354
Transfers							
Transfer In/Other Sources	(342,692)	(386,138)	(313,697)	(737,011)	(947,555)	(990,921)	(1,267,173)
Transfer Out/Other Uses	313,816	309,159	306,192	472,485	527,531	487,530	485,819
Prior Period/Other Adjustments	0	0	0	0	0	0	0
Net Transfers	(28,875)	(76,980)	(7,505)	(264,526)	(420,023)	(503,391)	(781,354)
YTD (Surplus) / Deficit	136,349	633,670	227,425	890,634	28,089	0	0

Baldwin County Commission

FY 2016 Budget Detailed Revenues

Fund	00107	Wilderness Fund	FY 2012	FY 2013	FY 2014	FY 2015 YTD Aug	FY 2015 Budget	FY 2016 Budget
Object Act	Sub Act	Description						
44289		Restitution Recovery	-	-	-	(686)	-	-
44300		Juvenile State Grant	-	-	(88,000)	-	-	-
44310	1	CNP Reimbursement	(43,824)	(55,258)	(51,750)	(71,360)	(84,324)	(84,000)
45880		Telephone Reimbursement	(25)	-	-	-	-	-
45910		Medicaid Reimbursement	497	-	-	-	-	-
45910	01	B L Skills Group	(177,840)	(247,940)	(328,954)	(349,272)	(388,362)	(450,000)
45910	02	B L Skills Individual	(1,722,756)	(2,454,684)	(2,941,178)	(3,054,918)	(3,676,216)	(3,800,000)
45910	03	Counseling Family	(33,439)	(48,409)	(45,777)	(44,318)	(117,410)	(70,000)
45910	04	Counseling Group	(222,574)	(327,873)	(198,256)	(240,898)	(408,914)	(338,551)
45910	05	Counseling Individual	(155,968)	(222,517)	(290,508)	(180,652)	(261,550)	(245,000)
45910	06	Crisis Intervention	(3,498)	(7,954)	(26,400)	(2,610)	(43,592)	(20,000)
45910	07	Diagnostic Testing	-	-	-	-	-	(10,000)
45910	08	Family Support Group	-	(1,152)	-	-	-	-
45910	09	Family Support Individual	(2,180)	(586)	(10,752)	(1,308)	(54,835)	(3,794)
45910	10	Intake Evaluation	(7,378)	(7,642)	(13,200)	(9,364)	(14,351)	(15,998)
45910	11	Medical Assessment/Treatment	(5,586)	(19,446)	(35,456)	(20,290)	(61,690)	(31,274)
45910	12	Medication Administration	(43,938)	(52,176)	(41,056)	(37,632)	(120,000)	(54,455)
45910	13	Medication Monitoring	(45,661)	(116,716)	(82,497)	(84,688)	(212,890)	(121,150)
45910	14	Mental Health Consultation	(2,324)	(5,041)	(33,792)	(56,416)	(21,542)	(68,158)
45910	15	Treatment Plan Review	(3,168)	(3,784)	(6,032)	(5,246)	(5,720)	(5,775)
45910	3	MCD Match/DYS Fee	734,829	1,180,462	1,519,994	1,245,743	1,939,669	1,824,954
47110		Interest	(1,594)	(616)	-	(203)	-	-
47701		Donations	-	-	-	-	-	-
47800		Payments From Employees	-	-	(462)	-	-	-
47801		Employee Meal Purchases	(1,810)	(2,112)	(2,000)	(10,528)	(6,000)	(10,000)
47900		Misc Revenue	(18)	(18,482)	(18,328)	(166)	-	-
47900	70156	FY15 CFSA MORE Grant	-	-	-	(50,000)	(50,000)	-
47905		Insurance Recoveries	-	-	-	(784)	-	-
Totals		00107 Wilderness Fund	(1,738,255)	(2,411,926)	(2,694,404)	(2,975,595)	(3,587,727)	(3,503,201)

Baldwin County Commission

Fund 00107 Wilderness Fund			FY 2016 Budget Transfers IN					
Object Act	Sub Act	Description	FY 2012	FY 2013	FY 2014	FY 2015 YTD Aug	FY 2015 Budget	FY 2016 Budget
61100	001	TI From Gen Fund	(80,000)	-	(482,625)	(729,921)	(729,921)	(1,036,878)
61100	785	TI From Fund 785	(47,074)	-	-	-	-	-
61101	001	TI Cig Tax - Wilderness	(259,065)	-	(254,386)	(217,634)	(261,000)	(230,295)
61103	001	TI ACT2004-545 WILDERNESS	-	-	-	-	-	-
61200		Proceeds from Sale of Assets	-	-	-	-	-	-
Totals		00107 Wilderness Fund	(386,138)	-	(737,011)	(947,555)	(990,921)	(1,267,173)

Baldwin County Commission

Fund 00107 Wilderness Fund			FY 2016 Budget Transfers OUT					
Object Act	Sub Act	Description	FY 2012	FY 2013	FY 2014	FY 2015 YTD Aug	FY 2015 Budget	FY 2016 Budget
62100	001	TO to Gen Fund	-	-	-	2,500	2,500	-
62100	2009	TO to Fund 200 2013B Warrant	-	-	-	80,465	-	-
62100	304	TO to Fund 304	309,159	306,192	472,485	444,567	485,030	485,819
Totals		00107 Wilderness Fund	309,159	306,192	472,485	527,531	487,530	485,819

Baldwin County Commission

FY 2016 Budget

Detailed Expenditures

Fund	00107	Wilderness Fund						
Dept	52670	Wilderness Youth Facility						
Object Act	Sub Act	Description	FY 2012	FY 2013	FY 2014	FY 2015 YTD Aug	FY 2015 Budget	FY 2016 Budget
5103		Overtime	71,941	64,726	87,163	127,781	110,000	110,000
5105		Car Allowance	36	(36)	-	-	-	-
5106		Longevity	8,500	8,000	7,500	6,500	7,000	9,000
5113		Salaries	1,057,427	1,053,380	1,223,799	1,680,667	1,899,052	2,046,543
5121		Retirement	55,850	54,279	64,067	65,012	126,562	132,616
5121	02	Retirement Tier II	-	4,093	16,283	46,633	-	-
5122		Health Insurance	149,582	151,265	164,984	223,134	292,577	325,150
5123		Life Insurance	1,256	1,266	1,458	1,874	3,078	3,135
5124		Social Security	82,021	81,038	94,820	131,162	154,226	165,655
5125		Workers Comp	54,177	55,022	55,558	83,777	99,261	88,983
5126		Unemployment Insurance	290	4,182	1,069	4,133	3,420	3,573
5129		Disability	4,481	-	-	2,676	4,391	4,601
5150		Contract Services	4,415	21,993	9,422	8,176	10,500	10,500
5150	01	Ropes Facilitator	59,750	19,660	-	-	2,500	1,042
5150	02	Training Consultants	4,800	2,825	2,413	875	5,000	2,957
5150	99	Temporary Labor	218,887	278,319	178,680	39,220	144,026	25,000
5153		Pest Control	65	256	256	256	1,100	585
5156		Employee Medical and Dental	2,182	1,567	5,068	3,323	3,375	3,604
5158		Medical & Dental Prisoner Trea	24,000	24,000	24,421	31,000	36,000	61,000
5158	01	Psychologist	36,000	36,000	36,000	33,000	40,000	41,000
5170		Training	5,876	13,078	14,760	20,555	20,000	20,000
5171		Dues	-	470	-	-	-	-
5203		Uniforms, Clothing, Footware	9,139	15,551	8,982	27,330	20,600	30,501
5206		Drugs & Medical Supplies	6,856	4,355	7,494	9,334	9,100	7,552
5211		Office Supplies	16,520	15,038	11,741	20,737	19,500	20,000
5211	1	Sm Office/Comp, Equip.	7,505	13,277	7,289	67,310	6,000	20,000
5211	2	Arts/Crafts Supplies	2,568	1,419	871	3,254	3,500	5,000
5212		Gas & Oil	7,148	23,783	12,056	8,951	24,000	12,605
5214		Small Tools & Minor Equipment	1,833	112	60	-	4,000	1,667
5215		Tires	1,147	1,530	762	504	2,500	1,042
5216		Cleaning & Janitorial Supplies	11,292	8,599	10,941	9,250	18,250	10,517
5218		Food	-	-	-	-	-	-
5219		Misc. Supplies	22,697	11,625	103,044	109,895	35,273	45,000

Baldwin County Commission

Fund		00107 Wilderness Fund		FY 2016 Budget				
Dept		52670 Wilderness Youth Facility		Detailed Expenditures				
Object Act	Sub Act	Description	FY 2012	FY 2013	FY 2014	FY 2015 YTD Aug	FY 2015 Budget	FY 2016 Budget
5221		Building Rental	6,875	8,125	13,813	2,084	-	2,084
5223		Copy Machine Rental	2,915	2,473	3,884	1,475	2,400	2,749
5227		Office Equipment Rental	2,177	-	-	-	-	-
5228		Uniforms	5,409	9,321	10,369	5,195	12,000	12,000
5231		Building Repairs & Maint	24,514	21,864	35,607	19,179	28,600	22,848
5233		Office Eqmt. Repair & Maint.	-	-	1,550	100	-	100
5234		Repairs & Maint. M. V.	3,121	3,789	1,829	4,366	6,500	5,967
5235		Computer & Software Maint	8,484	8,551	8,024	23,928	32,895	37,431
5235	001	Computer Support Services	-	-	-	-	-	39,074
5240		Utilities	-	-	1	-	-	-
5240	01	Electricity	-	-	-	-	-	-
5240	02	Water & Sewage	-	-	-	-	4,200	-
5240	03	Natural Gas	-	-	12,340	-	-	20,000
5240	04	Garbage Service	-	-	-	-	-	-
5241	101	Electric Wilderness Fac BM	45,517	47,372	50,497	56,199	70,000	63,151
5242	101	Gas Wilderness Fac BM	1	-	-	-	-	-
5243	101	Water Sewer Wilderness BM	4,808	6,171	6,994	7,880	-	7,000
5244	101	Garbage Wilderness BM	3,856	2,951	1,753	2,781	5,000	3,852
5251		Telephone	24,544	29,912	31,054	31,950	32,000	33,505
5252		Postage	4,451	4,832	6,172	4,247	5,200	5,020
5253		Advertising	373	234	4,549	856	1,000	417
5260		Travel	1,547	89	-	-	4,000	1,667
5260	89	Taxable Meals	30	285	15	-	-	-
5270	101	Insurance Wilderness BM	17,747	17,832	16,755	21,018	26,000	21,018
5271		Insurance: Bldg & Contents	-	-	-	3,005	-	3,005
5272		Insurance: M. V.	522	516	298	304	819	304
5275		Insurance Gen Liability	35,854	36,179	36,806	52,286	45,582	53,000
5278		Deduction on Insurance Claims	-	-	-	-	-	-
5290		Reserve	3,075	-	-	-	7,000	2,917
5407		Tags	-	37	-	-	-	-
5499		Other Misc. Expenditures	4,866	-	-	-	-	-
5500		Capital	-	-	119,130	29,348	-	-
5540		Other Equip. and Furniture	-	-	5,200	-	-	-
5550		Motor Vehicles	-	8,577	-	-	-	70,500

Baldwin County Commission

FY 2016 Budget

Detailed Expenditures

Fund	00107	Wilderness Fund						
Dept	52670	Wilderness Youth Facility						
Object Act	Sub Act	Description	FY 2012	FY 2013	FY 2014	FY 2015 YTD Aug	FY 2015 Budget	FY 2016 Budget
5599	001	CIP Fiber Optic Project	-	-	-	134,744	-	-
Totals		52670 Wilderness Youth Facility	\$ 2,128,924	\$ 2,179,781	\$ 2,517,598	\$ 3,167,263	\$ 3,387,987	\$ 3,616,437

Baldwin County Commission

FY 2016 Budget

Detailed Expenditures

Fund	00107	Wilderness Fund						
Dept	52671	Wilderness Dietary						
Object Act	Sub Act	Description	FY 2012	FY 2013	FY 2014	FY 2015 YTD Aug	FY 2015 Budget	FY 2016 Budget
5103		Overtime	3,365	2,564	3,817	3,490	3,000	3,000
5106		Longevity	-	1,000	1,000	1,500	1,500	1,500
5113		Salaries	52,250	87,927	91,193	83,534	89,248	91,553
5121		Retirement	2,646	4,801	5,986	5,483	5,813	5,816
5122		Health Insurance	11,720	16,071	16,499	13,824	16,101	18,902
5123		Life Insurance	70	129	133	111	171	171
5124		Social Security	4,135	6,678	7,010	6,472	7,172	7,349
5125		Workers Comp	1,640	4,610	4,373	4,030	4,811	4,113
5126		Unemployment Insurance	-	-	-	-	160	164
5129		Disability	144	-	-	145	205	211
5150		Contract Services	228	-	-	-	-	-
5150	99	Temporary Labor	-	-	-	-	-	-
5156		Employee Medical and Dental	-	-	-	90	-	-
5170		Training	-	-	155	5	-	-
5214		Small Tools & Minor Equipment	-	-	7,825	-	-	-
5216		Cleaning & Janitorial Supplies	6,328	4,502	10,362	9,625	15,750	15,000
5218		Food	99,245	137,788	123,410	103,548	205,000	195,000
5219		Misc. Supplies	906	980	2,003	2,925	4,200	5,000
5231		Building Repairs & Maint	-	842	870	-	-	-
5234		Repairs & Maint. M. V.	-	-	1,765	-	-	-
5260	89	Taxable Meals	31	92	15	-	-	-
5500		Capital	-	-	-	-	-	-
Totals		52671 Wilderness Dietary	\$ 182,707	\$ 267,984	\$ 276,416	\$ 234,783	\$ 353,131	\$ 347,779

Baldwin County Commission

FY 2016 Budget

Detailed Expenditures

Fund	00107	Wilderness Fund							
Dept	70156	FY15 CFSA MORE GRANT							
Object Act	Sub Act	Description	FY 2012	FY 2013	FY 2014	FY 2015 YTD Aug	FY 2015 Budget	FY 2016 Budget	
5170		Training	-	-	-	9,452	10,300	9,420	
5211	1	Office/Computer Equipment	-	-	-	12,208	30,557	10,919	
5219	1	Outdoor Recreation Equipment	-	-	-	-	9,143	-	
Totals		70156 FY15 CFSA MORE GRANT	\$ -	\$ -	\$ -	\$ 21,661	\$ 50,000	\$ 20,339	

Table of Contents for Material Severance Tax Fund

Severed Material Severance Tax 00114

SEVERED MATERIAL SEVERANCE TAX:

Severed Material Severance Tax Summary	Page K-1
Severed Material Severance Tax Detailed Revenue	Page K-2
Severed Material Severance Tax Transfers Out	Page K-3

Baldwin County Commission
FY 2016 Budget Fund Summary
Year to Date As Of 8/31/15

Description	FY 2011 Annual	FY 2012 Annual	FY 2013 Annual	FY 2014 Annual	FY 2015 YTD	FY 2015 Annual Budget	FY 2016 Annual Budget
00114							
Severed Material Severance Tax							
Revenue							
Taxes	0	0	0	0	0	0	0
Special Assessments	(69,770)	(70,900)	(79,643)	(95,231)	(96,390)	(95,000)	(99,000)
Licenses & Permits	0	0	0	0	0	0	0
Intergovernmental	0	0	0	0	0	0	0
Charges For Services	0	0	0	0	0	0	0
Miscellaneous Revenue	(398)	(434)	(293)	(111)	(106)	(200)	0
Fund Balance	0	0	0	0	0	0	0
Total Revenue	(70,168)	(71,334)	(79,935)	(95,342)	(96,496)	(95,200)	(99,000)
Expenditures							
Employee Compensation	0	0	0	0	0	0	0
Services Provided By Others	0	0	0	0	0	0	0
Supplies, Repairs & Maintenance	0	0	0	0	0	0	0
Utilities & Communication	0	0	0	0	0	0	0
Travel	0	0	0	0	0	0	0
Other Operating Expenditures	0	0	0	0	0	0	0
Capital Expenditures	0	0	0	0	0	0	0
Debt Service	0	0	0	0	0	0	0
Intergovernmental	0	0	0	0	0	0	0
Total Expenditures	0	0	0	0	0	0	0
(Surplus)/Deficit Before Transfers	(70,168)	(71,334)	(79,935)	(95,342)	(96,496)	(95,200)	(99,000)
Transfers							
Transfer In/Other Sources	0	0	0	0	0	0	0
Transfer Out/Other Uses	88,000	71,975	65,810	86,300	95,200	95,200	99,000
Prior Period/Other Adjustments	0	0	0	0	0	0	0
Net Transfers	88,000	71,975	65,810	86,300	95,200	95,200	99,000
YTD (Surplus) / Deficit	17,832	641	(14,125)	(9,042)	(1,296)	0	0

Baldwin County Commission

**FY 2016 Budget
Detailed Revenues**

Fund 00114 Severed Material Severance Tax

Object Act	Sub Act	Description	FY 2012	FY 2013	FY 2014	FY 2015 YTD Aug	FY 2015 Budget	FY 2016 Budget
42000		Sev Mat Sev Tax-Roads	(62,511)	(59,732)	(80,000)	(72,292)	(80,000)	(75,000)
42001		Sev Mat Sev Tax-Gen Fd	(8,389)	(19,911)	(15,000)	(24,097)	(15,000)	(24,000)
47100		Interest	(434)	(293)	(200)	(106)	(200)	-
Totals		00114 Severed Material Severance Tax	(71,334)	(79,935)	(95,200)	(96,496)	(95,200)	(99,000)

Baldwin County Commission

Fund 00114 Severed Material Severance Tax			FY 2016 Budget Transfers OUT					
Object Act	Sub Act	Description	FY 2012	FY 2013	FY 2014	FY 2015 YTD Aug	FY 2015 Budget	FY 2016 Budget
62100	111	TO to Fund 111 Fund	71,975	65,810	86,300	95,200	95,200	99,000
Totals		00114 Severed Material Severance Tax	71,975	65,810	86,300	95,200	95,200	99,000

Table of Contents for Capital Improvement Fund

Capital Improvement Fund 00116

CAPITAL IMPROVEMENT FUND:

Capital Improvement Fund Summary	Page L-1
Capital Improvement Fund Detailed Revenue	Page L-2
Capital Improvement Fund Transfers Out	Page L-3

Baldwin County Commission
FY 2016 Budget Fund Summary
Year to Date As Of 8/31/15

Description	FY 2011 Annual	FY 2012 Annual	FY 2013 Annual	FY 2014 Annual	FY 2015 YTD	FY 2015 Annual Budget	FY 2016 Annual Budget
00116							
Capital Improvement Fund							
Revenue							
Taxes	0	0	0	0	0	0	0
Special Assessments	0	0	0	0	0	0	0
Licenses & Permits	0	0	0	0	0	0	0
Intergovernmental	(412,566)	(690,739)	(1,814,239)	(698,384)	(696,943)	(650,000)	(690,000)
Charges For Services	0	0	0	0	0	0	0
Miscellaneous Revenue	(6,107)	(5,616)	(3,700)	(2,015)	(214)	(1,000)	(500)
Fund Balance	0	0	0	0	0	(75,000)	(20,000)
Total Revenue	(418,672)	(696,355)	(1,817,939)	(700,399)	(697,157)	(726,000)	(710,500)
Expenditures							
Employee Compensation	0	0	0	0	0	0	0
Services Provided By Others	0	0	0	0	0	0	0
Supplies, Repairs & Maintenance	0	0	0	0	0	0	0
Utilities & Communication	0	0	0	0	0	0	0
Travel	0	0	0	0	0	0	0
Other Operating Expenditures	0	0	0	0	0	0	0
Capital Expenditures	0	0	0	0	0	0	0
Debt Service	0	0	0	0	0	0	0
Intergovernmental	0	0	0	0	0	0	0
Total Expenditures	0	0	0	0	0	0	0
(Surplus)/Deficit Before Transfers	(418,672)	(696,355)	(1,817,939)	(700,399)	(697,157)	(726,000)	(710,500)
Transfers							
Transfer In/Other Sources	(525,000)	0	0	0	0	0	0
Transfer Out/Other Uses	965,000	825,000	950,000	1,875,000	725,000	725,000	700,000
Prior Period/Other Adjustments	0	0	0	0	0	0	0
Net Transfers	440,000	825,000	950,000	1,875,000	725,000	725,000	700,000
YTD (Surplus) / Deficit	21,328	128,645	(867,939)	1,174,601	27,843	(1,000)	(10,500)

Baldwin County Commission

Fund 00116 Capital Improvement Fund			FY 2016 Budget Detailed Revenues					
Object Act	Sub Act	Description	FY 2012	FY 2013	FY 2014	FY 2015 YTD Aug	FY 2015 Budget	FY 2016 Budget
44197		Oil & Gas Payment	(690,739)	(1,814,239)	(650,000)	(696,943)	(650,000)	(690,000)
47100		Interest	(5,616)	(3,700)	(1,000)	(214)	(1,000)	(500)
Totals		00116 Capital Improvement Fund	(696,355)	(1,817,939)	(651,000)	(697,157)	(651,000)	(690,500)

Baldwin County Commission

Fund 00116 Capital Improvement Fund			FY 2016 Budget Transfers OUT					
Object Act	Sub Act	Description	FY 2012	FY 2013	FY 2014	FY 2015 YTD Aug	FY 2015 Budget	FY 2016 Budget
62100	001	Transfer to Fund 001	825,000	-	-	-	-	-
62100	111	Transfer Out to Fund 111	-	-	-	-	-	-
62100	200	Transfer Out to Fund 200	-	-	-	-	-	-
62100	304	Transfer Out to Fund 304	-	950,000	1,875,000	725,000	725,000	700,000
Totals		00116 Capital Improvement Fund	825,000	950,000	1,875,000	725,000	725,000	700,000

Table of Contents for Reappraisal Fund

Reappraisal Fund 00120

REAPPRAISAL FUND:

Reappraisal Fund Summary	Page M-1
Reappraisal Fund Detailed Revenue	Page M-2
Reappraisal Fund Transfers In	Page M-3
Reappraisal Fund Transfers Out	Page M-4
51810 Reappraisal Fund Detail Expenditures	Page M-5

Baldwin County Commission
FY 2016 Budget Fund Summary
Year to Date As Of 8/31/15

Description	FY 2011 Annual	FY 2012 Annual	FY 2013 Annual	FY 2014 Annual	FY 2015 YTD	FY 2015 Annual Budget	FY 2016 Annual Budget
00120							
Reappraisal Fund							
Revenue							
Taxes	(3,020,571)	(3,069,101)	(2,538,248)	(3,253,942)	(4,360,650)	(3,491,094)	(4,087,070)
Special Assessments	0	0	0	0	0	0	0
Licenses & Permits	0	0	0	0	0	0	0
Intergovernmental	0	0	(32,000)	0	0	0	0
Charges For Services	213	(227)	0	0	0	0	0
Miscellaneous Revenue	(32,690)	(31,193)	(12,280)	(6,263)	(5,140)	(4,921)	(4,636)
Fund Balance	0	0	0	0	0	(948,765)	(918,931)
Total Revenue	(3,053,047)	(3,100,522)	(2,582,528)	(3,260,205)	(4,365,790)	(4,444,780)	(5,010,637)
Expenditures							
Employee Compensation	2,623,689	2,727,004	2,470,313	2,541,534	2,233,147	2,993,468	3,076,146
Services Provided By Others	105,674	129,349	569,313	224,396	171,311	360,000	810,000
Supplies, Repairs & Maintenance	228,614	209,432	176,550	147,436	154,601	398,921	389,184
Utilities & Communication	159,506	180,834	133,472	182,121	138,482	217,850	219,350
Travel	25,672	18,875	5,264	6,741	10,410	40,000	40,000
Other Operating Expenditures	61,916	81,559	83,492	71,175	69,823	330,926	369,957
Capital Expenditures	94,129	51,180	36,247	72,671	139,196	32,615	35,000
Debt Service	0	0	0	0	0	0	0
Intergovernmental	0	0	0	0	0	0	0
Total Expenditures	3,299,200	3,398,234	3,474,649	3,246,074	2,916,970	4,373,780	4,939,637
(Surplus)/Deficit Before Transfers	246,153	297,712	892,122	(14,131)	(1,448,820)	(71,000)	(71,000)
Transfers							
Transfer In/Other Sources	0	0	(10,495)	0	0	0	0
Transfer Out/Other Uses	14,165	13,411	35,351	14,131	0	71,000	71,000
Prior Period/Other Adjustments	0	0	0	0	0	0	0
Net Transfers	14,165	13,411	24,856	14,131	0	71,000	71,000
YTD (Surplus) / Deficit	260,318	311,123	916,978	(0)	(1,448,820)	0	0

Baldwin County Commission

FY 2016 Budget Detailed Revenues

Fund	00120	Reappraisal Fund	FY 2012	FY 2013	FY 2014	FY 2015 YTD Aug	FY 2015 Budget	FY 2016 Budget
Object Act	Sub Act	Description						
41115		Gen Property Tax: Appraisal	(3,069,101)	(2,538,248)	(3,266,451)	(4,360,650)	(3,491,094)	(4,087,070)
44205	1502	ALDOT Reinb Pictomotry	-	(32,000)	-	-	-	-
45880		Telephone Reimbursement	(227)	-	-	-	-	-
47100		Interest	(22,682)	(10,763)	(2,000)	(4,983)	(2,000)	(3,782)
47330		Copies & Maps	(1,733)	(1,488)	(2,500)	(157)	(2,500)	(854)
47900		Misc Revenue	-	(30)	-	-	(421)	-
47905		Insurance Recoveries	(6,778)	-	-	-	-	-
Totals		00120 Reappraisal Fund	(3,100,522)	(2,582,528)	(3,270,951)	(4,365,790)	(3,496,015)	(4,091,706)

Baldwin County Commission

Fund 00120 Reappraisal Fund

FY 2016 Budget
Transfers IN

Object Act	Sub Act	Description	FY 2012	FY 2013	FY 2014	FY 2015 YTD Aug	FY 2015 Budget	FY 2016 Budget
61100	001	TI From General Fund	-	-	-	-	-	-
61360		Capital Lease Proceeds	-	-	-	-	-	-
Totals		00120 Reappraisal Fund	-	-	-	-	-	-

Baldwin County Commission

Fund 00120 Reappraisal Fund			FY 2016 Budget Transfers OUT					
Object Act	Sub Act	Description	FY 2012	FY 2013	FY 2014	FY 2015 YTD Aug	FY 2015 Budget	FY 2016 Budget
62100	001	TO To Gen Fund	13,411	35,351	14,131	-	71,000	71,000
Totals		00120 Reappraisal Fund	13,411	35,351	14,131	-	71,000	71,000

Baldwin County Commission

Fund		00120 Reappraisal Fund		FY 2016 Budget				
Dept		51810 Reappraisal		Detailed Expenditures				
Object Act	Sub Act	Description	FY 2012	FY 2013	FY 2014	FY 2015 YTD Aug	FY 2015 Budget	FY 2016 Budget
5103		Overtime	18,996	7,255	25,244	4,813	40,000	40,000
5106		Longevity	30,500	34,000	36,000	37,000	37,000	33,500
5113		Salaries	2,083,274	1,916,756	1,954,451	1,736,970	2,282,696	2,292,586
5114	01	BP Spill Labor/Benefits	-	-	-	-	-	-
5121		Retirement	105,517	101,337	127,199	97,643	146,324	143,455
5121	02	Retirement Tier II	-	312	4,094	8,345	-	-
5122		Health Insurance	295,675	242,556	221,580	189,470	266,210	352,937
5123		Life Insurance	2,122	1,950	1,959	1,550	2,907	2,907
5124		Social Security	152,434	139,565	144,890	129,449	180,517	181,004
5125		Workers Comp	24,444	22,944	19,226	23,611	28,430	20,499
5126		Unemployment Insurance	5,665	3,637	6,890	1,337	4,106	4,053
5129		Disability	8,378	-	-	2,958	5,278	5,205
5150		Contract Services	71,948	136,278	101,392	127,975	155,000	190,000
5150	1501	State Temp Workers	-	-	-	-	-	-
5150	1502	Aerial Photos	-	374,495	36,000	-	-	450,000
5150	99	Temporary Labor	18,036	29,320	40,758	17,139	45,000	10,000
5154		Legal Services	7,350	15,559	30,996	10,362	60,000	60,000
5154	01	Litigation	-	-	-	-	-	-
5156		Drug Test	1,222	638	679	784	2,000	2,000
5163		Data Processing	-	-	-	-	65,000	65,000
5170		Training	29,912	11,581	12,870	14,166	29,000	29,000
5171		Dues	881	1,442	1,701	885	4,000	4,000
5211		Office Supplies	33,525	27,878	29,197	34,642	55,421	55,000
5211	1	Sm Office/Comp Eqpt	47,042	45,655	19,231	37,834	80,000	80,000
5212		Gas & Oil	22,329	17,457	16,492	11,851	45,000	11,963
5215		Tires	133	1,041	410	1,507	3,000	3,000
5216		Cleaning Supplies	-	3,324	4,350	3,681	6,000	6,000
5219		Misc. Supplies	21	570	-	-	1,000	1,000
5223		Copy Machine Rental	9,713	5,594	12,075	4,933	10,000	10,000
5227		Office Equipment Rental	-	-	-	-	-	-
5229		Postage Meter Rental	2,959	3,083	6,412	4,809	10,000	10,000
5231		Building Repairs & Maint	49,650	40,449	26,127	19,931	130,000	130,000
5233		Office Eqmt. Repair & Maint.	603	1,068	1,068	1,068	6,500	6,500

Baldwin County Commission

Fund		00120 Reappraisal Fund		FY 2016 Budget				
Dept		51810 Reappraisal		Detailed Expenditures				
Object Act	Sub Act	Description	FY 2012	FY 2013	FY 2014	FY 2015 YTD Aug	FY 2015 Budget	FY 2016 Budget
5234		Repairs & Maint. M. V.	8,986	1,622	2,057	3,780	12,000	12,000
5235		Computer & Software	34,471	28,810	30,017	30,565	40,000	40,000
5235	001	Computer Support Services	-	-	-	-	-	23,721
5240		Utilities	-	-	-	-	-	-
5240	01	Electricity	39,969	38,622	37,331	36,543	50,000	50,000
5240	02	Water & Sewage	2,443	1,172	3,192	2,037	3,200	3,200
5240	03	Natural Gas	2,521	3,046	2,849	2,726	3,500	3,500
5240	04	Garbage Service	649	675	799	834	650	650
5251		Telephone	28,698	33,789	34,616	30,681	40,000	40,000
5252		Postage	106,553	56,004	103,335	65,421	120,000	120,000
5253		Advertising	-	164	-	240	500	2,000
5260		Travel	18,650	4,979	6,741	10,410	40,000	40,000
5260	89	Taxable Meals	225	285	-	-	-	-
5272		Insurance: M. V.	3,436	3,940	3,936	3,857	5,000	3,857
5275		Insurance Gen Liability	62,744	53,137	49,459	43,571	48,441	46,000
5407		Vehicle Lic & Tags	4	3	-	-	100	100
5409		Subscriptions	-	-	-	-	10,000	20,000
5499		Other Misc. Expenditures	40	-	-	-	-	-
5499	3	Document Scanning	15,335	26,412	17,780	22,395	267,385	300,000
5499	4	Office Relocation	-	-	-	-	-	-
5499	5	Dimensional Sketching	-	-	-	-	-	-
5500		Capital	-	-	-	32,215	32,615	-
5540		Other Eqpt	-	-	-	99,516	-	-
5550		Motor Vehicles	51,180	36,247	-	-	-	35,000
5580		Computer Eqpt	-	-	72,671	7,466	-	-
5600		Principal Payments	-	-	-	-	-	-
Totals		51810 Reappraisal	\$ 3,398,234	\$ 3,474,649	\$ 3,246,074	\$ 2,916,970	\$ 4,373,780	\$ 4,939,637

Table of Contents for Board of Equalization Fund

Board of Equalization Fund 00121

BOARD OF EQUALIZATION:

Board of Equalization Fund Summary	Page N-1
Board of Equalization Fund Detailed Revenue	Page N-2
00121 Board of Equalization Transfers In	Page N-3
00121 Board of Equalization Transfers Out	Page N-4
51811 Board of Equalization Fund Detailed Expenditures	Page N-5

**Baldwin County Commission
FY 2016 Budget Fund Summary
Year to Date As Of 8/31/15**

Description	FY 2011 Annual	FY 2012 Annual	FY 2013 Annual	FY 2014 Annual	FY 2015 YTD	FY 2015 Annual Budget	FY 2016 Annual Budget
00121							
Board of Equalization							
Revenue							
Taxes	(10,000)	(5,000)	0	0	0	(60,884)	(6,452)
Special Assessments	0	0	0	0	0	0	0
Licenses & Permits	0	0	0	0	0	0	0
Intergovernmental	0	0	0	0	0	0	0
Charges For Services	0	0	0	0	0	0	0
Miscellaneous Revenue	(363)	(349)	(162)	(59)	(42)	0	(25)
Fund Balance	0	0	0	0	0	0	0
Total Revenue	(10,363)	(5,349)	(162)	(59)	(42)	(60,884)	(6,477)
Expenditures							
Employee Compensation	6,046	7,018	3,420	4,029	4,014	60,884	6,477
Services Provided By Others	0	0	0	0	0	0	0
Supplies, Repairs & Maintenance	0	0	0	0	0	0	0
Utilities & Communication	0	0	0	0	0	0	0
Travel	0	0	0	0	0	0	0
Other Operating Expenditures	0	0	0	0	0	0	0
Capital Expenditures	0	0	0	0	0	0	0
Debt Service	0	0	0	0	0	0	0
Intergovernmental	0	0	0	0	0	0	0
Total Expenditures	6,046	7,018	3,420	4,029	4,014	60,884	6,477
(Surplus)/Deficit Before Transfers	(4,316)	1,670	3,258	3,969	3,972	0	0
Transfers							
Transfer In/Other Sources	0	0	0	0	0	0	0
Transfer Out/Other Uses	0	0	0	0	0	0	0
Prior Period/Other Adjustments	0	0	0	0	0	0	0
Net Transfers	0	0	0	0	0	0	0
YTD (Surplus) / Deficit	(4,316)	1,670	3,258	3,969	3,972	0	0

Baldwin County Commission

FY 2016 Budget Detailed Revenues

Fund	00121	Board of Equalization						
Object Act	Sub Act	Description	FY 2012	FY 2013	FY 2014	FY 2015 YTD Aug	FY 2015 Budget	FY 2016 Budget
41115		Gen Property Tax: Bd of Equ	(5,000)	-	(60,884)	-	(60,884)	(6,452)
47100		Interest	(349)	(162)	-	(42)	-	(25)
Totals		00121 Board of Equalization	(5,349)	(162)	(60,884)	(42)	(60,884)	(6,477)

Baldwin County Commission

Fund 00121 Board of Equalization

FY 2016 Budget
Transfers IN

Object Act	Sub Act	Description	FY 2012	FY 2013	FY 2014	FY 2015 YTD Aug	FY 2015 Budget	FY 2016 Budget
Totals		00121 Board of Equalization	-	-	-	-	-	-

Baldwin County Commission

Fund 00121 Board of Equalization

FY 2016 Budget
Transfers OUT

Object Act	Sub Act	Description	FY 2012	FY 2013	FY 2014	FY 2015 YTD Aug	FY 2015 Budget	FY 2016 Budget
Totals		00121 Board of Equalization	-	-	-	-	-	-

Baldwin County Commission

FY 2016 Budget

Detailed Expenditures

Fund	00121	Board of Equalization							
Dept	51811	Board of Equalization							
Object Act	Sub Act	Description	FY 2012	FY 2013	FY 2014	FY 2015 YTD Aug	FY 2015 Budget	FY 2016 Budget	
5103		Overtime	-	-	-	-	-	-	
5113		Salaries	6,514	3,177	3,742	3,729	56,380	6,000	
5124		Social Security	498	243	286	285	4,312	459	
5125		Workers Comp.	6	-	-	-	192	18	
5179		Extra Pay HB568 BdMember	-	-	-	-	-	-	
5179	1	ExtraPay HB568 Mileage	-	-	-	-	-	-	
Totals		51811 Board of Equalization	\$ 7,018	\$ 3,420	\$ 4,029	\$ 4,014	\$ 60,884	\$ 6,477	

Table of Contents for Council on Aging Fund

Council on Aging Fund 00140

B.C. COUNCIL ON AGING FUND:

Council On Aging Fund Summary	Page O-1
Council On Aging Fund Detailed Revenue	Page O-2
Council On Aging Fund Transfers In	Page O-3
Council On Aging Fund Transfers Out	Page O-4
56200 Council On Aging Fund Detailed Expenditures	Page O-5

Baldwin County Commission
FY 2016 Budget Fund Summary
Year to Date As Of 8/31/15

Description	FY 2011 Annual	FY 2012 Annual	FY 2013 Annual	FY 2014 Annual	FY 2015 YTD	FY 2015 Annual Budget	FY 2016 Annual Budget
00140							
Council on Aging Fund							
Revenue							
Taxes	0	0	0	0	0	0	0
Special Assessments	0	0	0	0	0	0	0
Licenses & Permits	0	0	0	0	0	0	0
Intergovernmental	(117,834)	(117,834)	(119,334)	(118,634)	(115,957)	(117,834)	(122,888)
Charges For Services	(4)	0	0	0	0	0	0
Miscellaneous Revenue	(3,246)	(3,068)	(2,040)	(1,798)	(3,467)	(25,909)	(2,457)
Fund Balance	0	0	0	0	0	(1,319)	(90,000)
Total Revenue	(121,084)	(120,902)	(121,374)	(120,432)	(119,424)	(145,062)	(215,345)
Expenditures							
Employee Compensation	337,872	375,263	304,051	313,586	309,322	327,955	395,207
Services Provided By Others	70,317	68,411	69,123	66,875	59,556	72,042	52,867
Supplies, Repairs & Maintenance	13,879	16,236	17,133	14,546	14,127	21,863	27,672
Utilities & Communication	16,594	17,153	17,414	18,488	18,217	24,438	20,752
Travel	1,666	2,172	2,189	2,181	2,563	2,930	3,125
Other Operating Expenditures	751	11,135	9,340	9,539	7,719	8,176	7,977
Capital Expenditures	0	0	0	0	23,982	23,982	0
Debt Service	0	0	0	0	0	0	0
Intergovernmental	0	0	0	0	0	0	0
Total Expenditures	441,079	490,369	419,250	425,215	435,485	481,386	507,600
(Surplus)/Deficit Before Transfers	319,995	369,467	297,877	304,783	316,062	336,324	292,255
Transfers							
Transfer In/Other Sources	(360,548)	(316,262)	(319,761)	(337,462)	(337,879)	(336,324)	(292,255)
Transfer Out/Other Uses	0	0	0	0	0	0	0
Prior Period/Other Adjustments	0	0	0	0	0	0	0
Net Transfers	(360,548)	(316,262)	(319,761)	(337,462)	(337,879)	(336,324)	(292,255)
YTD (Surplus) / Deficit	(40,553)	53,205	(21,884)	(32,679)	(21,817)	0	0

Baldwin County Commission

FY 2016 Budget Detailed Revenues

Fund 00140 Council on Aging Fund

Object Act	Sub Act	Description	FY 2012	FY 2013	FY 2014	FY 2015 YTD Aug	FY 2015 Budget	FY 2016 Budget
44400		SARPC Contract	(117,834)	(119,334)	(117,834)	(115,957)	(117,834)	(122,888)
45880		Telephone Reimbursement	-	-	-	-	-	-
47100		Interest	(1,484)	(663)	(100)	(375)	(100)	(250)
47100	04	Senior Treasures Interest	(349)	(201)	(277)	(44)	(277)	(151)
47380		Senior Treasures Sales	(1,142)	(1,097)	(1,000)	(2,337)	(1,000)	(2,056)
47701	01	Donation Emergency Kits	(27)	(5)	-	-	-	-
47900		Misc Revenue	(66)	(74)	(50)	(710)	(24,532)	-
Totals		00140 Council on Aging Fund	(120,902)	(121,374)	(119,261)	(119,424)	(143,743)	(125,345)

Baldwin County Commission

Fund 00140 Council on Aging Fund			FY 2016 Budget Transfers IN					
Object Act	Sub Act	Description	FY 2012	FY 2013	FY 2014	FY 2015 YTD Aug	FY 2015 Budget	FY 2016 Budget
61100	001	TI From Gen Fund	(316,262)	-	(337,462)	(336,324)	(336,324)	(290,700)
61200		Proceeds from Sale of Assets	-	-	-	(1,555)	-	(1,555)
Totals		00140 Council on Aging Fund	(316,262)	-	(337,462)	(337,879)	(336,324)	(292,255)

Baldwin County Commission

Fund 00140 Council on Aging Fund

FY 2016 Budget
Transfers OUT

Object Act	Sub Act	Description	FY 2012	FY 2013	FY 2014	FY 2015 YTD Aug	FY 2015 Budget	FY 2016 Budget
Totals		00140 Council on Aging Fund	-	-	-	-	-	-

Baldwin County Commission

Fund		00140 Council on Aging Fund		FY 2016 Budget				
Dept		56200 Baldwin County Aging Prog		Detailed Expenditures				
Object Act	Sub Act	Description	FY 2012	FY 2013	FY 2014	FY 2015 YTD Aug	FY 2015 Budget	FY 2016 Budget
5103		Overtime	-	4	104	99	150	150
5106		Longevity	4,500	3,000	3,500	4,500	4,500	5,000
5113		Salaries	278,912	219,341	226,237	231,722	237,615	293,701
5121		Retirement	12,918	11,638	14,794	11,978	14,979	18,071
5121	02	Retirement Tier II	-	-	725	2,568	-	-
5122		Health Insurance	57,520	54,406	51,973	41,462	49,993	53,173
5123		Life Insurance	340	300	303	260	399	399
5124		Social Security	18,445	13,751	14,519	15,726	18,534	22,862
5125		Workers Comp	1,570	1,612	1,431	631	807	832
5126		Unemployment Insurance	-	-	-	-	429	446
5129		Disability	1,057	-	-	376	549	573
5150		Contract Services	52,580	50,331	45,665	51,451	57,140	51,855
5150	99	Temporary Labor	15,676	18,565	20,818	7,431	13,880	-
5153		Pest Control	149	212	212	212	300	231
5156		Drug Test	-	15	123	444	600	574
5170		Training	6	-	56	18	50	207
5171		Dues	-	-	-	-	72	-
5211		Office Supplies	2,921	3,278	3,052	2,800	3,500	3,029
5211	1	Sm Office/Comp Eqpt	415	644	1,512	3,910	4,315	2,089
5212		Gas & Oil	1,963	2,087	2,745	1,542	1,920	1,704
5215		Tires	359	177	573	471	500	750
5216		Cleaning Supplies	763	1,030	858	933	1,450	1,086
5219		Misc. Supplies	1,566	3,257	858	1,069	1,695	1,253
5219	002	Senior Cit Emerg Kits	-	296	-	-	305	207
5223		Copy Machine Rental	3,020	2,894	2,328	1,983	3,800	2,772
5231		Building Repairs & Maint	2,216	1,839	1,488	38	1,978	1,912
5234		Repairs & Maint. M. V.	829	135	406	290	500	700
5235		Computer & Software Maint	2,184	1,497	726	1,090	1,900	1,946
5235	001	Computer Support Services	-	-	-	-	-	10,224
5240		Utilities	-	-	-	-	-	-
5240	01	Electricity	-	-	-	-	-	-
5240	02	Water & Sewage	-	-	-	-	-	-
5240	03	Natural Gas	-	-	-	-	-	-

Baldwin County Commission

Fund		00140 Council on Aging Fund		FY 2016 Budget				
Dept		56200 Baldwin County Aging Prog		Detailed Expenditures				
Object Act	Sub Act	Description	FY 2012	FY 2013	FY 2014	FY 2015 YTD Aug	FY 2015 Budget	FY 2016 Budget
5240	04	Garbage Service	-	-	-	-	-	-
5241	101	Electric Vaughn Center	1,315	2,017	2,143	1,703	3,107	2,490
5241	301	Electric Ellisville	1,735	1,880	2,534	2,302	3,107	2,593
5243	101	Water Sewer Vaughn Center	206	206	240	189	1,029	750
5243	301	Water Sewer Ellisville	279	284	331	581	1,050	784
5244	301	Garbage Ellisville	1,180	760	958	836	1,200	1,025
5251		Telephone	10,785	10,533	10,861	9,789	11,500	10,990
5252		Postage	1,653	1,509	1,422	1,410	2,000	1,573
5253		Advertising	-	225	-	1,409	1,445	547
5260		Travel	-	-	29	-	305	500
5267		Senior Aide Travel	2,172	2,189	2,152	2,563	2,625	2,625
5270	101	Insurance Vaughn Center	496	491	462	385	385	385
5270	301	Insurance Ellisville	25	24	23	20	26	20
5272		Insurance: M. V.	370	352	169	510	514	510
5273		Surety Bonds	-	559	834	-	-	-
5275		Insurance Gen Liability	10,244	7,914	8,051	6,778	7,216	7,000
5407		License Tags	-	-	-	27	35	62
5499		Misc Expenditure	-	-	-	-	-	-
5550		Motor Vehicles	-	-	-	23,982	23,982	-
Totals		56200 Baldwin County Aging Prog	\$ 490,369	\$ 419,250	\$ 425,215	\$ 435,485	\$ 481,386	\$ 507,600

Table of Contents for Section 18 Fund BRATS

Section 18 Fund BRATS 00143

SECTION 18 (BRATS) FUND:

Section 18 BRATS Fund Summary	Page P-1
Section 18 BRATS Fund Detailed Revenue	Page P-2
Section 18 BRATS Fund Transfers In	Page P-3
Section 18 BRATS Fund Transfers Out	Page P-4
51930 Section 18 Administration	Page P-5
51935 Section 18 Operations	Page P-7
52555 BRATS Building Cost Detailed Expenditures	Page P-9

Baldwin County Commission
FY 2016 Budget Fund Summary
Year to Date As Of 8/31/15

Description	FY 2011 Annual	FY 2012 Annual	FY 2013 Annual	FY 2014 Annual	FY 2015 YTD	FY 2015 Annual Budget	FY 2016 Annual Budget
00143							
Section 18 Fund							
Revenue							
Taxes	0	0	0	0	0	0	0
Special Assessments	0	0	0	0	0	0	0
Licenses & Permits	0	0	0	0	0	0	0
Intergovernmental	(877,436)	(1,759,784)	(1,654,925)	(1,382,381)	(1,025,181)	(1,790,148)	(2,839,866)
Charges For Services	(414,056)	(416,893)	(434,652)	(438,166)	(384,072)	(421,150)	(417,720)
Miscellaneous Revenue	(316,086)	(437,448)	(458,486)	(524,691)	(433,879)	(547,637)	(590,725)
Fund Balance	0	0	0	0	0	0	0
Total Revenue	(1,607,578)	(2,614,125)	(2,548,064)	(2,345,238)	(1,843,132)	(2,758,935)	(3,848,311)
Expenditures							
Employee Compensation	1,206,829	1,197,950	1,155,402	1,601,810	1,641,272	1,856,997	2,124,494
Services Provided By Others	335,216	341,503	355,524	208,755	76,028	83,996	14,920
Supplies, Repairs & Maintenance	537,832	694,375	643,168	612,849	490,873	583,995	521,182
Utilities & Communication	69,830	65,932	67,750	72,456	63,527	77,545	69,625
Travel	11,151	12,468	13,004	12,333	13,667	14,100	16,100
Other Operating Expenditures	17,242	54,338	56,347	60,485	59,718	53,634	60,093
Capital Expenditures	41,575	736,484	724,349	395,875	292,252	696,533	1,695,111
Debt Service	0	0	0	0	0	0	0
Intergovernmental	0	0	0	0	0	0	0
Total Expenditures	2,219,674	3,103,050	3,015,544	2,964,561	2,637,336	3,366,800	4,501,525
(Surplus)/Deficit Before Transfers	612,096	488,925	467,481	619,323	794,205	607,865	653,214
Transfers							
Transfer In/Other Sources	(299,220)	(424,269)	(357,762)	(596,734)	(619,145)	(607,865)	(653,214)
Transfer Out/Other Uses	0	0	0	0	0	0	0
Prior Period/Other Adjustments	0	0	0	0	0	0	0
Net Transfers	(299,220)	(424,269)	(357,762)	(596,734)	(619,145)	(607,865)	(653,214)
YTD (Surplus) / Deficit	312,876	64,656	109,719	22,589	175,060	0	0

Baldwin County Commission

FY 2016 Budget Detailed Revenues

Fund 00143 Section 18 Fund

Object Act	Sub Act	Description	FY 2012	FY 2013	FY 2014	FY 2015 YTD Aug	FY 2015 Budget	FY 2016 Budget
44284	1	SF Local Govt Cost Share	-	-	-	-	-	(51,200)
44284	2	DAP Local Govt Cost Share	-	-	-	-	-	(50,000)
44284	3	FH Local Govt Cost Share	-	-	-	-	-	(50,000)
44300	006	FEMA 1866 TS IDA-ST	-	-	-	-	-	-
44300	70090	ARRA Tier II Construction	(316,520)	(307,291)	-	-	-	-
44314	1	Sect 18 Grant: Operations	(648,800)	(688,270)	(733,323)	(584,118)	(783,600)	(763,412)
44314	11	HMGP Grant Generator 75/25	-	-	-	-	-	(49,583)
44314	2	Sect 18 Grant: Capital	(340,907)	(316,148)	(428,712)	(152,553)	(588,548)	(552,800)
44314	3	Sect 18 Grant: Travel	(8,424)	(7,902)	-	(9,285)	-	-
44314	4	Sect 18 Grant: Admin.	(319,920)	(335,314)	(414,958)	(279,225)	(418,000)	(444,280)
44314	6	ALDOT Non Fed Funding	(125,213)	-	-	-	-	-
44314	7	5307 Grant Opwerations	-	-	-	-	-	(68,191)
44314	8	5307 Grant Capital	-	-	-	-	-	(45,600)
44314	9	5307 Grant Cap Hub Improvement	-	-	-	-	-	(764,800)
44710	007	FY14 Flood Event	-	-	-	-	-	-
44720	007	FY14 Flood Event	-	-	-	-	-	-
44800	006	FEMA 1866 TS IDA-FED	-	-	-	-	-	-
45610		Contract Services	(416,893)	(434,652)	(421,150)	(384,072)	(421,150)	(417,720)
45880		Telephone Reimbursements	-	-	-	-	-	-
47100		Interest	(297)	(351)	(200)	(159)	(200)	(200)
47700		Gas Donations/Fares	(409,900)	(434,157)	(500,000)	(413,270)	(531,912)	(535,000)
47700	01	Medicaid Fares	(601)	(46)	-	(4)	-	-
47701	1	Donation SF Land	-	-	-	-	-	(40,000)
47900		Misc Revenue	(150)	(1,368)	-	(1,428)	-	-
47900	01	WrkForce Market Contr	-	-	-	-	-	-
47900	03	Advertising Revenue	(14,677)	(5,078)	(1,500)	(6,879)	(12,000)	(12,000)
47905		Insurance Recoveries	(11,823)	(17,487)	(3,525)	(12,138)	(3,525)	(3,525)
Totals		00143 Section 18 Fund	(2,614,125)	(2,548,064)	(2,503,368)	(1,843,132)	(2,758,935)	(3,848,311)

Baldwin County Commission

Fund 00143 Section 18 Fund			FY 2016 Budget Transfers IN					
Object Act	Sub Act	Description	FY 2012	FY 2013	FY 2014	FY 2015 YTD Aug	FY 2015 Budget	FY 2016 Budget
61100	001	TI From Gen Fund	(417,179)	-	(590,703)	(607,865)	(607,865)	(641,934)
61100	510	TI from Fund 510	-	-	-	-	-	-
61200		Proceeds from Sale of Assets	(7,090)	-	(6,031)	(11,280)	-	(11,280)
Totals		00143 Section 18 Fund	(424,269)	-	(596,734)	(619,145)	(607,865)	(653,214)

Baldwin County Commission

Fund 00143 Section 18 Fund			FY 2016 Budget Transfers OUT					
Object Act	Sub Act	Description	FY 2012	FY 2013	FY 2014	FY 2015 YTD Aug	FY 2015 Budget	FY 2016 Budget
62100	001	TO to General Fund	-	-	-	-	-	-
Totals		00143 Section 18 Fund	-	-	-	-	-	-

Baldwin County Commission

Fund 00143 Section 18 Fund			FY 2016 Budget					
Dept 51930 BRATS Administration			Detailed Expenditures					
Object Act	Sub Act	Description	FY 2012	FY 2013	FY 2014	FY 2015 YTD Aug	FY 2015 Budget	FY 2016 Budget
5103		Overtime	189	781	3,735	1,862	1,100	2,000
5105		Car Allowance	-	-	-	-	-	-
5106		Longevity	1,000	1,500	1,000	1,000	1,000	2,000
5113		Salaries	164,212	141,454	186,760	193,478	215,251	223,619
5114	02	Hurr Isaac Labor/Benefits	(1,083)	-	-	-	-	-
5121		Retirement	8,615	7,187	11,606	9,157	13,630	13,875
5121	02	Retirement Tier II	-	51	1,494	3,079	-	-
5122		Health Insurance	22,932	15,092	25,160	21,506	30,674	28,830
5123		Life Insurance	135	111	188	185	285	257
5124		Social Security	12,303	10,326	13,598	13,937	16,626	17,413
5125		Workers Comp	474	542	461	588	732	634
5126		Unemployment Insurance	-	-	2	-	388	403
5129		Disability	659	-	-	336	498	517
5150		Contract Services	9,839	10,138	8,654	5,495	11,600	6,000
5150	99	Temporary Labor	21,984	26,321	6,143	-	-	-
5153		Pest Control	181	192	282	370	300	420
5156		Drug Test	4,708	5,185	3,889	2,786	4,500	3,500
5158		Medical	-	-	-	-	-	-
5170		Training	862	636	1,290	1,675	1,600	3,000
5171		Dues	910	1,010	850	975	1,000	1,000
5211		Office Supplies	13,074	10,060	18,489	13,371	15,200	14,000
5211	1	Sm Office/Comp Eqpt	51,291	44,994	9,537	21,090	17,495	21,000
5212		Gas & Oil	-	-	-	1,389	5,000	1,200
5215		Tires	-	-	-	-	-	-
5219		Misc. Supplies	176	309	141	-	-	-
5223		Copy Machine Rental	2,501	3,292	4,035	2,819	4,000	4,000
5228		Uniforms	-	-	-	-	-	-
5231		Building Repairs & Maint	1,974	6,448	5,060	3,314	4,000	4,000
5234		Repairs & Maint. M. V.	-	91	41	-	-	-
5235		Computer & Software Maint	49,029	48,339	49,084	48,270	49,200	52,000
5235	001	Computer Support Services	-	-	-	-	-	31,525
5240		Utilities	-	-	-	-	-	-
5240	01	Electricity	-	-	-	-	-	-

Baldwin County Commission

FY 2016 Budget

Detailed Expenditures

Fund 00143 Section 18 Fund
 Dept 51930 BRATS Administration

Object Act	Sub Act	Description	FY 2012	FY 2013	FY 2014	FY 2015 YTD Aug	FY 2015 Budget	FY 2016 Budget
5240	02	Water & Sewage	-	-	-	-	-	-
5240	03	Natural Gas	-	-	-	-	-	-
5240	04	Garbage Service	-	-	-	-	-	-
5251		Telephone	39,735	43,011	42,321	32,904	41,000	37,500
5251	1	Communication Equipment	-	-	-	-	-	-
5252		Postage	520	682	587	849	700	900
5253		Advertising	9,769	4,005	5,095	8,156	11,000	7,000
5253	01	Wrk Force Marketing	-	-	-	-	-	-
5260		Travel	12,177	12,635	12,228	13,577	14,000	16,000
5260	89	Taxable Meals	291	68	24	30	100	100
5272		Insurance: M. V.	12,856	13,718	17,758	16,301	17,000	16,301
5278		Deduction on Insurance Claims	-	500	-	-	-	-
5500		Capital	-	-	60,037	15,038	19,905	-
5511	1	SF Land Park & Ride	-	-	-	-	-	206,000
5530		Other Improvements	-	-	23,231	-	-	-
5540		Other Equipment and Furnitur	-	-	-	-	-	66,111
5550		Motor Vehicles	426,134	386,692	312,607	277,214	676,628	648,000
5550	001	Cty Motor Vehicles	-	-	-	-	-	25,000
5599	001	CIP SF Park & Ride	-	-	-	-	-	250,000
5599	002	CIP Daphne Hub	-	-	-	-	-	250,000
5599	003	CIP FH Transfer Center	-	-	-	-	-	250,000
Totals		51930 BRATS Administration	\$ 867,448	\$ 795,371	\$ 825,387	\$ 710,751	\$ 1,174,412	\$ 2,204,105

Baldwin County Commission

Fund 00143 Section 18 Fund			FY 2016 Budget					
Dept 51935 BRATS Operations			Detailed Expenditures					
Object Act	Sub Act	Description	FY 2012	FY 2013	FY 2014	FY 2015 YTD Aug	FY 2015 Budget	FY 2016 Budget
5103		Overtime	30,206	41,840	72,846	43,528	44,000	45,000
5105		Car Allowance	-	-	-	-	-	-
5106		Longevity	10,000	10,000	10,000	11,500	12,000	11,500
5113		Salaries	679,359	669,555	934,242	1,011,258	1,143,219	1,326,648
5114	02	Hurr Isaac Labor/Benefits	(3,674)	-	-	-	-	-
5121		Retirement	35,920	36,293	53,526	48,639	66,042	84,350
5121	02	Retirement Tier II	-	828	12,623	15,536	-	-
5122		Health Insurance	137,286	124,324	164,522	134,412	167,359	190,928
5123		Life Insurance	1,105	1,037	1,432	1,232	1,938	1,938
5124		Social Security	51,604	50,248	71,200	75,968	81,118	105,815
5125		Worker's Comp	39,791	37,655	37,415	52,487	57,011	64,513
5126		Unemployment	3,867	6,578	-	-	1,800	1,863
5129		Disability	3,050	-	-	1,585	2,326	2,391
5150		Contract Services	153	-	-	-	-	-
5150	99	Temporary Labor	296,511	297,812	186,063	62,596	62,596	-
5156		Employee Physicals	188	686	1,527	2,131	2,400	1,000
5170		Training	-	823	56	-	-	-
5211		Office Supplies	-	-	-	-	-	-
5211	1	Office / Computer Equipment	-	-	524	-	-	-
5212		Gas & Oil	438,249	399,212	433,265	299,069	385,000	293,457
5214		Small Tools	1,405	3,242	1,658	1,944	2,000	1,500
5215		Tires	19,434	11,026	26,393	29,600	30,000	30,000
5219		Misc. Supplies	16	-	-	-	-	-
5228		Uniforms	2,775	2,956	1,799	2,296	2,400	3,500
5231		Building Repairs & Maint	43,498	17,896	1,586	732	700	4,000
5234		Repairs & Maint. M. V.	70,022	94,264	59,583	57,983	66,800	60,000
5234	001	Motor Vehicle Towing	930	1,040	1,655	2,200	2,200	1,000
5234	002	Major Accident Repair	-	-	-	6,796	-	-
5253		Advertising	-	-	-	-	-	-
5260		Travel	-	186	-	-	-	-
5260	89	Taxable Meals	-	115	81	60	-	-
5270		Insurance	-	-	-	-	-	-
5272		Insurance: M. V.	705	-	-	-	-	-

Baldwin County Commission

FY 2016 Budget

Detailed Expenditures

Fund	00143	Section 18 Fund						
Dept	51935	BRATS Operations						
Object Act	Sub Act	Description	FY 2012	FY 2013	FY 2014	FY 2015 YTD Aug	FY 2015 Budget	FY 2016 Budget
5273		Surety Bonds	-	3,477	5,005	-	-	-
5278		Deduction on Insurance Claims	500	3,000	500	1,500	1,500	1,500
5407		License Plates	132	42	231	63	200	200
5499		Misc Expenditure	-	91	-	-	-	-
5500		Capital	-	6,480	-	-	-	-
Totals		51935 BRATS Operations	\$ 1,863,031	\$ 1,820,704	\$ 2,077,731	\$ 1,863,113	\$ 2,132,609	\$ 2,231,103

Baldwin County Commission

Fund 00143 Section 18 Fund			FY 2016 Budget					
Dept 52555 BRATS Building Costs			Detailed Expenditures					
Object Act	Sub Act	Description	FY 2012	FY 2013	FY 2014	FY 2015 YTD Aug	FY 2015 Budget	FY 2016 Budget
5241	101	Elec BRATS Hub BM	1,881	2,028	2,140	2,130	2,320	2,320
5241	201	Elec BRATS Hub FH	-	-	-	2,679	3,100	3,100
5241	301	Electric BRATS RD	8,841	12,340	15,406	11,503	13,000	13,000
5242	101	Gas BRATS Hub BM	1,717	1,920	3,185	1,001	2,000	1,200
5242	301	Gas BRATS RD	-	-	-	1,052	700	1,200
5243	101	Water Sewer BRATS Hub BM	347	297	327	333	325	325
5243	201	Water Sewer BRATS Hub FH	-	-	-	342	300	300
5243	301	Water Sewer BRATS RD	966	1,310	1,224	793	750	780
5244	101	Garbage BRATS Hub BM	486	447	553	560	550	600
5244	301	Garbage BRATS RD	1,671	1,709	1,618	1,226	1,800	1,400
5270	101	Insurance BRATS Hub BM	647	640	603	502	650	502
5270	201	Insurance Brats Hub FH	-	-	683	570	700	570
5270	301	Insurance BRATS RD	3,644	4,353	3,500	3,020	3,500	3,020
5275		Insurance Gen Liability	35,854	30,526	32,206	37,762	30,084	38,000
Totals		52555 BRATS Building Costs	\$ 56,053	\$ 55,570	\$ 61,443	\$ 63,472	\$ 59,779	\$ 66,317

Table of Contents for Parks Fund

Parks Fund 00144

PARKS FUND:

Parks Fund Summary	Page Q-1
Parks Fund Detailed Revenue	Page Q-2
Parks Fund Transfers In	Page Q-3
Parks Fund Transfers Out	Page Q-4
57200P Parks Dept. Detailed Expenditures	Page Q-5
57238 Live Oak Park	Page Q-7
57239 Bicentennial Park	Page Q-8

Baldwin County Commission
FY 2016 Budget Fund Summary
Year to Date As Of 8/31/15

Description	FY 2011 Annual	FY 2012 Annual	FY 2013 Annual	FY 2014 Annual	FY 2015 YTD	FY 2015 Annual Budget	FY 2016 Annual Budget
00144							
Parks Fund							
Revenue							
Taxes	0	0	0	0	0	0	0
Special Assessments	0	0	0	0	0	0	0
Licenses & Permits	0	0	0	0	0	0	0
Intergovernmental	(1,018,870)	(137,228)	(122,796)	(140,706)	(130,842)	(138,316)	(136,382)
Charges For Services	(361)	(384)	(22,636)	(26,301)	(17,356)	(25,500)	(20,633)
Miscellaneous Revenue	(19,674)	(7,097)	(15,965)	(3,149)	(3,345)	(2,790)	(1,919)
Fund Balance	0	0	0	0	0	(303,206)	(100,000)
Total Revenue	(1,038,905)	(144,709)	(161,397)	(170,156)	(151,543)	(469,812)	(258,934)
Expenditures							
Employee Compensation	597,437	625,617	697,833	807,977	699,108	782,942	812,125
Services Provided By Others	42,677	58,171	182,155	82,046	58,054	74,200	59,672
Supplies, Repairs & Maintenance	149,099	190,847	227,039	256,573	192,844	216,100	223,838
Utilities & Communication	14,364	16,584	25,670	34,314	34,359	27,500	33,078
Travel	0	0	0	0	0	0	0
Other Operating Expenditures	13,741	27,568	38,204	39,182	39,039	38,229	46,134
Capital Expenditures	10,300	54,729	22,478	61,995	24,038	68,510	89,000
Debt Service	0	0	0	0	0	0	0
Intergovernmental	0	0	0	0	0	0	0
Total Expenditures	827,618	973,516	1,193,380	1,282,088	1,047,441	1,207,481	1,263,847
(Surplus)/Deficit Before Transfers	(211,288)	828,807	1,031,982	1,111,932	895,897	737,669	1,004,913
Transfers							
Transfer In/Other Sources	(775,530)	(914,860)	(881,126)	(1,061,208)	(737,669)	(737,669)	(1,004,913)
Transfer Out/Other Uses	925,151	0	0	0	0	0	0
Prior Period/Other Adjustments	0	0	0	0	0	0	0
Net Transfers	149,621	(914,860)	(881,126)	(1,061,208)	(737,669)	(737,669)	(1,004,913)
YTD (Surplus) / Deficit	(61,666)	(86,053)	150,856	50,724	158,228	0	0

Baldwin County Commission

**FY 2016 Budget
Detailed Revenues**

Fund 00144 Parks Fund

Object Act	Sub Act	Description	FY 2012	FY 2013	FY 2014	FY 2015 YTD Aug	FY 2015 Budget	FY 2016 Budget
44800		Payment In Lieu Of Taxes	(129,090)	(122,549)	(135,000)	(130,842)	(135,000)	(135,000)
44880	003	FEMA-FED Gustav	-	-	-	-	-	-
44880	70021	CIAP Fish River Public Acces	-	-	-	-	-	-
44910		Intergovernment: Cities	(8,138)	(247)	(3,316)	-	(3,316)	(1,382)
45100		Live Oak Launching Fees	-	(21,986)	(25,000)	(13,187)	(25,000)	(16,926)
45100	001	Live Oak Tournament Fees	-	-	-	(3,869)	-	(3,500)
45625		Parks Rental/Use	(375)	(650)	(500)	(300)	(500)	(207)
45880		Telephone Reimbursement	(9)	-	-	-	-	-
47100		Interest	(5,470)	(3,193)	(1,000)	(591)	(1,000)	(707)
47210		Building Rent Income	-	-	-	-	-	-
47900		Misc Revenue	(1,347)	(668)	(263)	(2,304)	(1,790)	(762)
47905		Insurance Recoveries	-	(12,103)	-	-	-	-
47906		Bicentennial Park Revenue	-	-	-	(450)	-	(450)
47922		Oil Lease Royalties	(280)	-	-	-	-	-
Totals		00144 Parks Fund	(144,709)	(161,397)	(165,079)	(151,543)	(166,606)	(158,934)

Baldwin County Commission

Fund 00144 Parks Fund			FY 2016 Budget					
			Transfers IN					
Object Act	Sub Act	Description	FY 2012	FY 2013	FY 2014	FY 2015 YTD Aug	FY 2015 Budget	FY 2016 Budget
61100	001	TI From Gen Fund	(913,860)	-	(1,061,208)	(737,669)	(737,669)	(994,913)
61100	111	TI From Fund 111	-	-	-	-	-	-
61200		Proceeds From Sale Of Assets	(1,000)	-	-	-	-	(10,000)
61360		Capital Lease Proceeds	-	-	-	-	-	-
Totals		00144 Parks Fund	(914,860)	-	(1,061,208)	(737,669)	(737,669)	(1,004,913)

Baldwin County Commission

Fund 00144 Parks Fund

FY 2016 Budget
Transfers OUT

Object Act	Sub Act	Description	FY 2012	FY 2013	FY 2014	FY 2015 YTD Aug	FY 2015 Budget	FY 2016 Budget
62100	001	TO to Gen Fund	-	-	-	-	-	-
62100	111	TO to Fund 111	-	-	-	-	-	-
62100	304	TO to Fund 304	-	-	-	-	-	-
Totals		00144 Parks Fund	-	-	-	-	-	-

Baldwin County Commission

FY 2016 Budget

Detailed Expenditures

Fund	00144	Parks Fund						
Dept	57200P	Parks Dept						
Object Act	Sub Act	Description	FY 2012	FY 2013	FY 2014	FY 2015 YTD Aug	FY 2015 Budget	FY 2016 Budget
5103		Overtime	31,967	41,053	53,733	39,952	36,590	35,000
5105		Car Allowance	75	(75)	-	-	-	-
5106		Longevity	7,500	5,500	6,500	6,500	6,500	6,500
5113		Salaries	434,528	483,196	556,385	493,042	552,051	567,787
5114		Sal Offset Landscape	(1,000)	-	-	-	-	-
5114	02	Hurr Isaac Labor/Benefits	(1,781)	-	-	-	-	-
5121		Retirement	22,624	26,174	32,309	26,219	36,985	37,070
5121	02	Retirement Tier II	-	1,059	6,861	6,907	-	-
5122		Health Insurance	73,630	75,627	78,533	60,792	72,032	90,023
5123		Life Insurance	535	612	717	580	912	912
5124		Social Security	33,994	37,747	44,449	39,040	45,409	46,614
5125		Workers Comp	21,561	26,939	28,490	25,201	30,194	25,885
5126		Unemployment Insurance	285	-	-	-	992	1,021
5129		Disability	1,700	-	-	874	1,277	1,313
5150		Contract Services	42,602	47,161	42,255	34,274	41,550	35,000
5150	05155	Temporary Labor	-	-	-	-	-	-
5150	05159	Other Contract Services	-	-	-	-	-	-
5150	99	Temporary Labor	14,390	106,822	29,593	11,145	30,000	15,000
5153		Pest Control	104	514	497	401	250	250
5156		Employees Medical	1,075	832	795	294	400	400
5170		Training	-	127	274	27	2,000	1,500
5202		Signs & Markings	1,200	1,407	-	-	8,000	4,000
5211		Office Supplies	1,140	1,998	482	756	1,000	1,000
5211	1	Sm Office/Comp Eqpt	649	574	390	2,200	500	1,500
5212		Gas & Oil	73,202	88,362	93,519	61,687	76,000	64,110
5213		Rd Bldg Materials	1,280	741	1,756	-	5,000	3,000
5213	05216	Base/Topsoil	-	-	-	-	-	-
5213	05218	Limestone	168	-	-	2,152	-	2,152
5213	05219	Other Rd Build Materials	-	908	-	1,023	-	-
5214		Small Tools	2,825	2,935	23,281	9,101	15,000	10,000
5214	1	TOOLS/EQUIPMENT (NOT OFFICE)	14,105	29,334	6,284	-	-	-
5215		Tires	5,833	11,987	12,429	14,877	10,000	13,000
5216		Cleaning Materials	1,991	4,198	3,952	3,776	4,000	4,000

Baldwin County Commission

FY 2016 Budget

Detailed Expenditures

Fund	00144	Parks Fund						
Dept	57200P	Parks Dept						
Object Act	Sub Act	Description	FY 2012	FY 2013	FY 2014	FY 2015 YTD Aug	FY 2015 Budget	FY 2016 Budget
5218		Food	3,668	2,464	6,549	4,156	10,000	10,000
5219		Misc Supplies	21,578	19,253	19,195	17,035	22,500	20,000
5223		Copy Machine Rental	363	65	341	429	400	450
5226		S T Eqmt. Rental	-	-	-	-	-	-
5228		Uniforms	3,380	4,286	6,541	5,569	3,200	4,000
5229		Other Rental	282	-	-	-	1,000	417
5230		Landscaping	-	-	-	195	-	-
5231		Repair & Maint	18,628	7,055	11,195	10,502	12,000	13,630
5232		Equipment Repair	32,543	35,455	35,565	34,040	35,000	45,000
5234		Motor Vehicle Repair	7,711	13,544	15,552	20,038	12,500	15,000
5235	001	Computer Support Services	-	-	-	-	-	7,413
5240		Utilities	-	-	-	-	-	-
5240	01	Electricity	8,880	11,499	10,884	11,074	14,000	12,885
5240	02	Water & Sewage	2,476	4,493	2,423	3,003	6,000	4,589
5240	03	Natural Gas	-	18	111	83	-	54
5251		Telephone	5,229	8,706	7,278	6,728	7,500	7,000
5270		Insurance	260	257	242	202	273	202
5272		Motor Vehicle Insurance	3,407	3,401	3,425	3,399	3,408	3,399
5275		Insurance Gen Liability	15,366	14,698	16,103	15,492	13,398	15,600
5278		Insurance Deductible	-	-	200	100	1,000	1,000
5290		Landscapping Reserve	8,527	19,848	13,107	14,064	20,000	20,000
5407		Vehicle Tag	(1)	1	1	-	150	150
5499		Miscellaneous Expense	8	-	-	-	-	-
5500		Capital Outlay	-	-	-	-	-	-
5500	49	Tools & Equipmt	32,180	22,478	61,995	24,038	-	-
5500	90	Other Capital Items	-	-	-	-	28,000	24,000
5550		Motor Vehicles	22,549	-	-	-	40,510	65,000
5621		Principal Payments	-	-	-	-	-	-
Totals		57200P Parks Dept	\$ 973,216	\$ 1,163,252	\$ 1,234,191	\$ 1,010,965	\$ 1,207,481	\$ 1,236,826

Baldwin County Commission

FY 2016 Budget

Detailed Expenditures

Fund	00144	Parks Fund							
Dept	57238	Live Oak Park							
Object Act	Sub Act	Description	FY 2012	FY 2013	FY 2014	FY 2015 YTD Aug	FY 2015 Budget	FY 2016 Budget	
5150		Contract Services	-	-	5,500	6,710	-	4,270	
5202		Signs & Markings	-	-	-	119	-	119	
5213		Rd Bldg Materials	-	-	249	-	-	-	
5219		Misc Supplies	-	75	283	-	-	-	
5231		Repair & Maint	300	2,198	5,956	460	-	388	
5240	01	Electricity	-	-	2,782	3,049	-	1,845	
5240	02	Water & Sewage	-	-	1,383	1,650	-	1,064	
5251		Telephone	-	953	1,113	950	-	775	
5270		Insurance	-	-	2,593	167	-	167	
5499		Miscellaneous Expense	-	-	164	-	-	-	
Totals		57238 Live Oak Park	\$ 300	\$ 3,227	\$ 20,022	\$ 13,105	\$ -	\$ 8,628	

Baldwin County Commission

FY 2016 Budget

Detailed Expenditures

Fund	00144	Parks Fund						
Dept	57239	Bicentennial Park						
Object Act	Sub Act	Description	FY 2012	FY 2013	FY 2014	FY 2015 YTD Aug	FY 2015 Budget	FY 2016 Budget
5150		Contract Services	-	-	3,100	5,108	-	3,220
5153		Pest Control	-	-	32	96	-	32
5213	05218	Limestone	-	-	629	-	-	-
5219		Misc Supplies	-	-	1,068	-	-	-
5230		Landscaping	-	-	685	-	-	-
5231		Repair & Maint	-	-	3,805	4,729	-	4,659
5239		Other Repairs	-	-	6,866	-	-	-
5240	01	Electricity	-	-	5,072	4,729	-	3,032
5240	02	Water & Sewage	-	-	507	519	-	298
5251		Telephone	-	-	2,761	2,574	-	1,536
5270		Insurance	-	-	3,294	5,616	-	5,616
5272		Motor Vehicle Insurance	-	-	54	-	-	-
Totals		57239 Bicentennial Park	\$ -	\$ -	\$ 27,874	\$ 23,371	\$ -	\$ 18,393

Table of Contents for Community Corrections Fund

Community Corrections Fund 708

COMMUNITY CORRECTIONS FUND:

Community Corrections Office Summary	Page R-1
Community Corrections Fund Detailed Revenue	Page R-2
Community Corrections Fund Transfers In	Page R-3
Community Corrections Fund Transfers Out	Page R-4
52708 Community Corrections Detailed Expenditures	Page R-5

**Baldwin County Commission
FY 2016 Budget Fund Summary
Year to Date As Of 8/31/15**

Description	FY 2011 Annual	FY 2012 Annual	FY 2013 Annual	FY 2014 Annual	FY 2015 YTD	FY 2015 Annual Budget	FY 2016 Annual Budget
00708							
Community Corrections							
Revenue							
Taxes	0	0	0	0	0	0	0
Special Assessments	0	0	0	0	0	0	0
Licenses & Permits	0	0	0	0	0	0	0
Intergovernmental	0	0	2	0	0	0	0
Charges For Services	(57,412)	(145,570)	(227,975)	(297,277)	(394,794)	(348,520)	(397,820)
Miscellaneous Revenue	(8,056)	(10,239)	(3,096)	(725)	(793)	0	(400)
Fund Balance	0	0	0	0	0	(150,000)	(300,000)
Total Revenue	(65,467)	(155,809)	(231,068)	(298,002)	(395,587)	(498,520)	(698,220)
Expenditures							
Employee Compensation	487,163	760,363	760,887	732,656	653,073	745,682	832,775
Services Provided By Others	25,368	35,532	73,092	108,422	160,274	231,300	280,700
Supplies, Repairs & Maintenance	44,886	41,999	45,385	36,433	34,926	62,000	78,000
Utilities & Communication	7,834	25,975	31,750	27,174	25,499	29,800	38,500
Travel	0	0	0	0	0	0	0
Other Operating Expenditures	16,267	37,637	37,709	34,096	19,036	35,405	31,449
Capital Expenditures	0	0	0	0	0	0	47,750
Debt Service	0	0	0	0	0	0	0
Intergovernmental	0	0	0	0	0	0	0
Total Expenditures	581,518	901,506	948,824	938,780	892,808	1,104,187	1,309,174
(Surplus)/Deficit Before Transfers	516,050	745,696	717,756	640,778	497,221	605,667	610,954
Transfers							
Transfer In/Other Sources	(1,512,172)	0	(346,942)	(672,620)	(605,667)	(605,667)	(610,954)
Transfer Out/Other Uses	0	0	0	0	0	0	0
Prior Period/Other Adjustments	0	0	0	0	0	0	0
Net Transfers	(1,512,172)	0	(346,942)	(672,620)	(605,667)	(605,667)	(610,954)
YTD (Surplus) / Deficit	(996,122)	745,696	370,814	(31,842)	(108,446)	0	0

Baldwin County Commission

FY 2016 Budget Detailed Revenues

Fund 00708 Community Corrections

Object Act	Sub Act	Description	FY 2012	FY 2013	FY 2014	FY 2015 YTD Aug	FY 2015 Budget	FY 2016 Budget
44010		Co. Comm Appr	-	2	-	-	-	-
45100		Circuit Clerk Fees	-	-	-	(4,813)	-	(4,800)
45160		Comm Corr Pretrial Revenue	(145,570)	(227,975)	(202,920)	(389,981)	(348,520)	(393,020)
47110		Interest	(10,239)	(2,866)	-	(793)	-	(400)
47900		Misc Revenue	-	(230)	-	-	-	-
47901		Gain on Disposal of Assets	-	-	-	-	-	-
Totals		00708 Community Corrections	(155,809)	(231,068)	(202,920)	(395,587)	(348,520)	(398,220)

Baldwin County Commission

Fund 00708 Community Corrections			FY 2016 Budget Transfers IN					
Object Act	Sub Act	Description	FY 2012	FY 2013	FY 2014	FY 2015 YTD Aug	FY 2015 Budget	FY 2016 Budget
61100	001	TI From Gen Fund	-	-	(672,620)	(605,667)	(605,667)	(610,954)
Totals		00708 Community Corrections	-	-	(672,620)	(605,667)	(605,667)	(610,954)

Baldwin County Commission

Fund 00708 Community Corrections

FY 2016 Budget
Transfers OUT

Object Act	Sub Act	Description	FY 2012	FY 2013	FY 2014	FY 2015 YTD Aug	FY 2015 Budget	FY 2016 Budget
Totals								
		00708 Community Corrections	-	-	-	-	-	-

Baldwin County Commission

Fund		00708 Community Corrections		FY 2016 Budget				
Dept		52708 Community Corrections		Detailed Expenditures				
Object Act	Sub Act	Description	FY 2012	FY 2013	FY 2014	FY 2015 YTD Aug	FY 2015 Budget	FY 2016 Budget
5103		Overtime	11,283	6,670	7,505	6,946	10,000	15,000
5104		Clothing Allowance	-	-	-	-	-	-
5106		Longevity	8,000	7,500	8,500	9,500	9,500	10,000
5107		Subsistence	4,560	4,583	3,479	3,430	3,450	7,520
5113		Salaries	550,829	546,834	527,652	473,107	537,593	588,285
5120		Unemployment	-	-	-	-	-	-
5121		Retirement	39,821	39,741	38,145	32,777	38,599	38,119
5121	02	Retirement Tier II	-	-	-	1,570	-	1,519
5122		Health Insurance	83,241	80,544	82,322	68,465	81,173	110,554
5123		Life Insurance	612	621	616	502	605	648
5124		Social Security	42,159	41,177	40,026	36,117	41,126	45,004
5125		Workers Comp	17,175	33,044	23,635	19,800	21,823	6,594
5126		Unemployment Insurance	-	-	739	-	645	588
5129		Disability	2,613	-	-	814	968	8,824
5141		Cafeteria Plan Administratio	70	172	38	45	200	120
5150		Contract Services	35,365	72,696	107,981	159,878	229,000	280,000
5153		Pest Control	167	396	396	396	500	500
5156		Employee Medical and Dental	-	-	45	-	300	200
5158		Medical & Dental-Prisoners	-	-	-	-	1,500	-
5211		Office Supplies	7,712	6,524	6,822	5,962	12,000	8,000
5211	1	Office/Computer Equipment	3,115	2,364	772	1,761	5,000	5,000
5211	3	Vehicle Equipment	-	-	-	-	-	9,800
5212		Gas & Oil	11,098	13,638	12,688	7,596	15,000	9,276
5215		Tires	431	700	1,924	2,160	4,000	4,000
5216		Cleaning Supplies	286	213	147	-	500	500
5218		Food	-	-	-	-	-	-
5219		Misc. Supplies: Internal	3,809	4,607	6,582	6,836	7,000	7,000
5219	2	Inmate Supplies	5,354	6,039	1,068	3,575	4,000	10,000
5223		Copy Machine Rental	3,107	3,468	3,054	2,808	3,000	3,000
5228		Uniforms	1,299	3,742	1,886	627	1,500	3,000
5231		Building Repairs & Maint	920	1,949	529	482	2,500	2,500
5234		Repairs & Maint. M. V.	455	1,077	638	873	5,000	5,000
5235		Computer & Software	4,415	1,065	323	2,246	2,500	4,500

Baldwin County Commission

FY 2016 Budget

Detailed Expenditures

Fund 00708 Community Corrections
 Dept 52708 Community Corrections

Object Act	Sub Act	Description	FY 2012	FY 2013	FY 2014	FY 2015 YTD Aug	FY 2015 Budget	FY 2016 Budget
5235	001	Computer Support Services	-	-	-	-	-	6,424
5240	01	Electricity	16,408	16,022	19,483	18,628	20,000	20,000
5240	02	Water & Sewage	701	613	751	689	1,000	1,000
5240	03	Natural Gas	317	233	312	293	500	500
5240	04	Garbage	153	45	38	13	100	100
5251		Telephone	8,103	7,373	6,440	5,769	8,000	7,000
5252		Postage	81	161	150	108	200	200
5253		Advertising	212	210	-	-	-	-
5255		Radio Communication	-	7,093	-	-	-	9,700
5272		Insurance: M. V.	1,251	1,672	1,623	1,649	2,000	1,649
5273		Surety Bonds	100	100	-	-	-	-
5275		Insurance Gen Liability	17,927	15,828	16,103	13,556	16,405	14,800
5280		Depreciation Expense	18,359	20,111	16,370	3,831	17,000	15,000
5291		Direct Support Comm Correcti	-	(2)	-	-	-	-
5499		Misc Expenditures	-	-	-	-	-	-
5500		Capital	-	-	-	-	-	-
5500	5550	Motor Vehicles	-	-	-	-	-	32,000
5542		Communication Equipment	-	-	-	-	-	15,750
Totals		52708 Community Corrections	\$ 901,506	\$ 948,824	\$ 938,780	\$ 892,808	\$ 1,104,187	\$ 1,309,174

Table of Contents for Planning & Zoning Commission Fund

Planning & Zoning Commission Fund 00770

PLANNING & ZONING COMMISSION FUND:

Planning & Zoning Commission Fund Summary	Page S-1
Planning & Zoning Commission Fund Detailed Revenue	Page S-2
Planning & Zoning Commission Fund Transfers Out	Page S-3

Baldwin County Commission
FY 2016 Budget Fund Summary
Year to Date As Of 8/31/15

Description	FY 2011 Annual	FY 2012 Annual	FY 2013 Annual	FY 2014 Annual	FY 2015 YTD	FY 2015 Annual Budget	FY 2016 Annual Budget
00770							
Planning & Zoning Comm Fund							
Revenue							
Taxes	0	0	0	0	0	0	0
Special Assessments	0	0	0	0	0	0	0
Licenses & Permits	0	0	0	0	0	0	0
Intergovernmental	0	0	0	0	0	0	0
Charges For Services	(30,745)	(5,995)	(10,360)	(11,650)	(8,670)	(10,000)	(8,667)
Miscellaneous Revenue	(1,625)	(677)	(63)	(15)	(18)	0	(12)
Fund Balance	0	0	0	0	0	0	0
Total Revenue	(32,370)	(6,672)	(10,423)	(11,665)	(8,688)	(10,000)	(8,679)
Expenditures							
Employee Compensation	0	0	0	0	0	0	0
Services Provided By Others	34	0	0	0	0	0	0
Supplies, Repairs & Maintenance	6,962	6,809	0	0	0	0	0
Utilities & Communication	1,168	1,252	(0)	0	0	0	0
Travel	173	0	0	0	0	0	0
Other Operating Expenditures	0	0	0	0	0	0	0
Capital Expenditures	0	0	0	0	0	0	0
Debt Service	0	0	0	0	0	0	0
Intergovernmental	0	0	0	0	0	0	0
Total Expenditures	8,337	8,061	(0)	0	0	0	0
(Surplus)/Deficit Before Transfers	(24,033)	1,389	(10,423)	(11,665)	(8,688)	(10,000)	(8,679)
Transfers							
Transfer In/Other Sources	0	0	0	0	0	0	0
Transfer Out/Other Uses	10,300	135,300	9,000	10,000	10,000	10,000	8,679
Prior Period/Other Adjustments	0	0	0	0	0	0	0
Net Transfers	10,300	135,300	9,000	10,000	10,000	10,000	8,679
YTD (Surplus) / Deficit	(13,733)	136,689	(1,423)	(1,665)	1,312	0	0

Baldwin County Commission

Fund 00770 Planning & Zoning Comm Fund			FY 2016 Budget Detailed Revenues					
Object Act	Sub Act	Description	FY 2012	FY 2013	FY 2014	FY 2015 YTD Aug	FY 2015 Budget	FY 2016 Budget
45690		Planning & Zoning Fees	(5,995)	(10,360)	(10,000)	(8,670)	(10,000)	(8,667)
47100		Interest	(677)	(33)	-	(18)	-	(12)
47900		Misc Revenue	-	(30)	-	-	-	-
Totals		00770 Planning & Zoning Comm Fund	(6,672)	(10,423)	(10,000)	(8,688)	(10,000)	(8,679)

Baldwin County Commission

Fund 00770 Planning & Zoning Comm Fund			FY 2016 Budget Transfers OUT					
Object Act	Sub Act	Description	FY 2012	FY 2013	FY 2014	FY 2015 YTD Aug	FY 2015 Budget	FY 2016 Budget
62100	001	TO to Gen Fund	135,300	9,000	10,000	10,000	10,000	8,679
Totals		00770 Planning & Zoning Comm Fund	135,300	9,000	10,000	10,000	10,000	8,679

Table of Contents for Juvenile Court Fund

Juvenile Court Fund 00785

JUVENILE COURT FUND:

Juvenile Court Fund Summary

Page T-1

Juvenile Court Fund Detailed Revenue

Page T-2

785 Juvenile Court Detailed Expenditures

Page T-3

**Baldwin County Commission
FY 2016 Budget Fund Summary
Year to Date As Of 8/31/15**

Description	FY 2011 Annual	FY 2012 Annual	FY 2013 Annual	FY 2014 Annual	FY 2015 YTD	FY 2015 Annual Budget	FY 2016 Annual Budget
00785							
Juvenile Court Fund							
Revenue							
Taxes	(485,129)	(513,728)	(540,219)	(509,766)	20,948	(550,000)	(214,069)
Special Assessments	0	0	0	0	0	0	0
Licenses & Permits	0	0	0	0	0	0	0
Intergovernmental	0	0	0	0	0	0	0
Charges For Services	0	0	0	0	0	0	0
Miscellaneous Revenue	(463)	(384)	0	0	0	0	0
Fund Balance	0	0	0	0	0	0	0
Total Revenue	(485,592)	(514,112)	(540,219)	(509,766)	20,948	(550,000)	(214,069)
Expenditures							
Employee Compensation	0	0	0	0	0	0	0
Services Provided By Others	0	0	0	0	0	0	0
Supplies, Repairs & Maintenance	0	0	0	0	0	0	0
Utilities & Communication	0	0	0	0	0	0	0
Travel	0	0	0	0	0	0	0
Other Operating Expenditures	485,129	513,728	540,219	509,766	(20,948)	550,000	214,069
Capital Expenditures	0	0	0	0	0	0	0
Debt Service	0	0	0	0	0	0	0
Intergovernmental	0	0	0	0	0	0	0
Total Expenditures	485,129	513,728	540,219	509,766	(20,948)	550,000	214,069
(Surplus)/Deficit Before Transfers	(463)	(384)	0	0	0	0	0
Transfers							
Transfer In/Other Sources	(4,601)	(2,544)	0	0	0	0	0
Transfer Out/Other Uses	0	47,074	0	0	0	0	0
Prior Period/Other Adjustments	0	0	0	0	0	0	0
Net Transfers	(4,601)	44,530	0	0	0	0	0
YTD (Surplus) / Deficit	(5,064)	44,146	0	0	0	0	0

Baldwin County Commission

Fund 00785 Juvenile Court Fund

FY 2016 Budget

Detailed Revenues

Object Act	Sub Act	Description	FY 2012	FY 2013	FY 2014	FY 2015 YTD Aug	FY 2015 Budget	FY 2016 Budget
41210		2% Sales Tax	(513,728)	(540,219)	(500,000)	20,948	(550,000)	(214,069)
47100		Interest	(384)	-	-	-	-	-
Totals		00785 Juvenile Court Fund	(514,112)	(540,219)	(500,000)	20,948	(550,000)	(214,069)

Baldwin County Commission

Fund 00785 Juvenile Court Fund			FY 2016 Budget					
Dept 785 Juvenile Court			Detailed Expenditures					
Object Act	Sub Act	Description	FY 2012	FY 2013	FY 2014	FY 2015 YTD Aug	FY 2015 Budget	FY 2016 Budget
11000		Cash - No Balance 10/01/12 Fwd	(43,904)	-	-	-	-	-
13400		Accounts Receivable	(242)	-	-	-	-	-
14999		Interfund Clearing	-	-	-	-	-	-
21100		Accounts Payable	-	-	-	-	-	-
34000		Fund Balance Reserved	-	-	-	-	-	-
41210		2% Sales Tax	(513,728)	(540,219)	(509,766)	20,948	(550,000)	(214,069)
47100		Interest	(384)	-	-	-	-	-
5290		Distribution To BYS	513,728	540,219	509,766	(20,948)	550,000	214,069
61100	001	TI from GF	(2,544)	-	-	-	-	-
62100	107	TO to FUND 107	47,074	-	-	-	-	-
Totals		785 Juvenile Court	\$ -	\$ -	\$ -	\$ -	\$ -	\$ -

Table of Contents for Oil & Gas Trust Fund

Oil & Gas Trust Fund 00791

OIL & GAS TRUST FUND:

Oil & Gas Trust Fund Summary	Page U-1
Oil & Gas Trust Fund Detailed Revenue	Page U-2
Oil & Gas Trust Fund Transfers Out	Page U-3

Baldwin County Commission
FY 2016 Budget Fund Summary
Year to Date As Of 8/31/15

Description	FY 2011 Annual	FY 2012 Annual	FY 2013 Annual	FY 2014 Annual	FY 2015 YTD	FY 2015 Annual Budget	FY 2016 Annual Budget
00791							
Oil & Gas Trust Fund							
Revenue							
Taxes	0	0	0	0	0	0	0
Special Assessments	0	0	0	0	0	0	0
Licenses & Permits	0	0	0	0	0	0	0
Intergovernmental	0	0	0	0	0	0	0
Charges For Services	0	0	0	0	0	0	0
Miscellaneous Revenue	(175,293)	(175,610)	(87,709)	(631,923)	(395,554)	(497,860)	(499,340)
Fund Balance	0	0	0	0	0	0	0
Total Revenue	(175,293)	(175,610)	(87,709)	(631,923)	(395,554)	(497,860)	(499,340)
Expenditures							
Employee Compensation	0	0	0	0	0	0	0
Services Provided By Others	0	0	0	0	0	0	0
Supplies, Repairs & Maintenance	0	0	0	0	0	0	0
Utilities & Communication	0	0	0	0	0	0	0
Travel	0	0	0	0	0	0	0
Other Operating Expenditures	0	0	0	0	0	0	0
Capital Expenditures	0	0	0	0	0	0	0
Debt Service	0	0	0	0	0	0	0
Intergovernmental	0	0	0	0	0	0	0
Total Expenditures	0	0	0	0	0	0	0
(Surplus)/Deficit Before Transfers	(175,293)	(175,610)	(87,709)	(631,923)	(395,554)	(497,860)	(499,340)
Transfers							
Transfer In/Other Sources	0	0	0	0	0	0	0
Transfer Out/Other Uses	157,714	158,116	113,858	245,147	463,284	448,074	449,406
Prior Period/Other Adjustments	0	0	0	0	0	0	0
Net Transfers	157,714	158,116	113,858	245,147	463,284	448,074	449,406
YTD (Surplus) / Deficit	(17,578)	(17,494)	26,148	(386,777)	67,730	(49,786)	(49,934)

Baldwin County Commission

Fund 00791 Oil & Gas Trust Fund			FY 2016 Budget Detailed Revenues					
Object Act	Sub Act	Description	FY 2012	FY 2013	FY 2014	FY 2015 YTD Aug	FY 2015 Budget	FY 2016 Budget
47100		Interest	(175,610)	(87,709)	(1,300)	(3,876)	(1,300)	(2,740)
47100	001	Interest From Gen Fd Advance	-	-	(524,216)	(391,678)	(496,560)	(496,600)
Totals		00791 Oil & Gas Trust Fund	(175,610)	(87,709)	(525,516)	(395,554)	(497,860)	(499,340)

Baldwin County Commission

FY 2016 Budget
Transfers OUT

Fund 00791 Oil & Gas Trust Fund

Object Act	Sub Act	Description	FY 2012	FY 2013	FY 2014	FY 2015 YTD Aug	FY 2015 Budget	FY 2016 Budget
62100	001	TO To Gen Fund	158,116	113,858	245,147	463,284	448,074	449,406
Totals		00791 Oil & Gas Trust Fund	158,116	113,858	245,147	463,284	448,074	449,406